



US00D856861S

(12) **United States Design Patent** (10) **Patent No.:** **US D856,861 S**  
**Lucas et al.** (45) **Date of Patent:** **\*\* Aug. 20, 2019**

(54) **VEHICLE FRONT UPPER GRILLE**

9,714,749 B1 \* 7/2017 Salter ..... F21S 43/50  
D793,283 S \* 8/2017 Woodhouse ..... D12/91  
D819,514 S \* 6/2018 Woodhouse ..... D12/163  
D824,293 S \* 7/2018 Woodhouse ..... D12/163  
2017/0368727 A1 \* 12/2017 Brown ..... B62D 25/08

(71) Applicant: **Ford Global Technologies, LLC**,  
Dearborn, MI (US)

(72) Inventors: **Earl C. Lucas**, Southfield, MI (US);  
**Keith Rogman**, Fenton, MI (US);  
**Hojoon Kang**, Novi, MI (US); **David Woodhouse**, Troy, MI (US)

FOREIGN PATENT DOCUMENTS

CN 303958813 \* 12/2016

(73) Assignee: **Ford Global Technologies, LLC**,  
Dearborn, MI (US)

OTHER PUBLICATIONS

<https://www.lincoln.com/luxury-crossovers/nautilus/black-label/> Mar. 4, 2019 (Year: 2019).\*  
<https://www.lincoln.com/luxury-crossovers/nautilus/gallery/> Mar. 4, 2019 (Year: 2019).\*

(\*\*) Term: **15 Years**

\* cited by examiner

(21) Appl. No.: **29/624,489**

(22) Filed: **Nov. 1, 2017**

*Primary Examiner* — Leanne Was-Englehart

(51) **LOC (12) Cl.** ..... **12-16**

(74) *Attorney, Agent, or Firm* — Vichit Chea

(52) **U.S. Cl.**  
USPC ..... **D12/163**

(57) **CLAIM**

(58) **Field of Classification Search**  
USPC ..... D12/86, 90–92, 98, 163, 169, 171, 196,  
D12/216

The ornamental design for a vehicle front upper grille, as shown and described.

CPC ... B60R 19/50; B60R 19/52; B60R 2019/525;  
B60K 11/08; B60K 11/085; B62D 25/08;  
B62D 25/084

**DESCRIPTION**

See application file for complete search history.

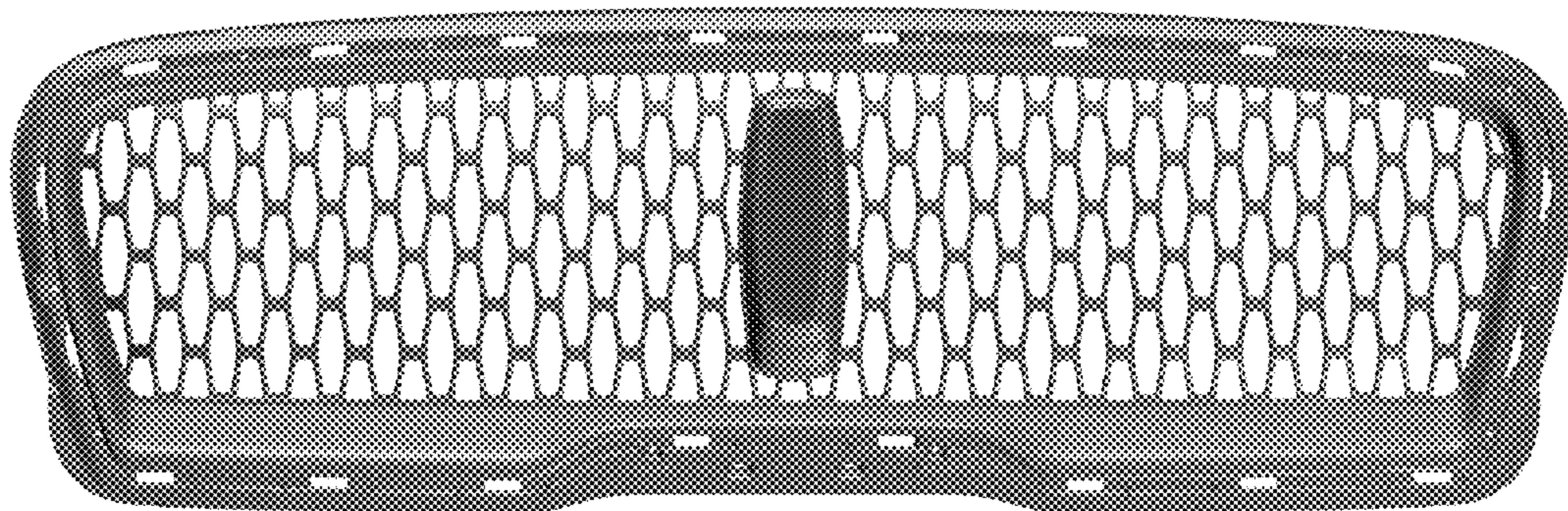
FIG. 1 is a top, front, and left side perspective view of a vehicle front upper grille, showing our new design;  
FIG. 2 is a bottom, front, and left side perspective view thereof;  
FIG. 3 is a top, rear, and left side perspective view thereof;  
FIG. 4 is a front elevational view thereof;  
FIG. 5 is a rear elevational view thereof;  
FIG. 6 is a left side elevational view thereof;  
FIG. 7 is a right side elevational view thereof;  
FIG. 8 is a top plan view thereof; and,  
FIG. 9 is a bottom plan view thereof.

(56) **References Cited**

U.S. PATENT DOCUMENTS

D769,779 S \* 10/2016 Woodhouse ..... D12/163  
D770,942 S \* 11/2016 Woodhouse ..... D12/92  
D781,188 S \* 3/2017 Wolff ..... D12/163  
D787,375 S \* 5/2017 Curic ..... D12/92  
D787,376 S \* 5/2017 Wolff ..... D12/92  
D788,654 S \* 6/2017 Curic ..... D12/163  
D788,655 S \* 6/2017 Curic ..... D12/163

**1 Claim, 9 Drawing Sheets**



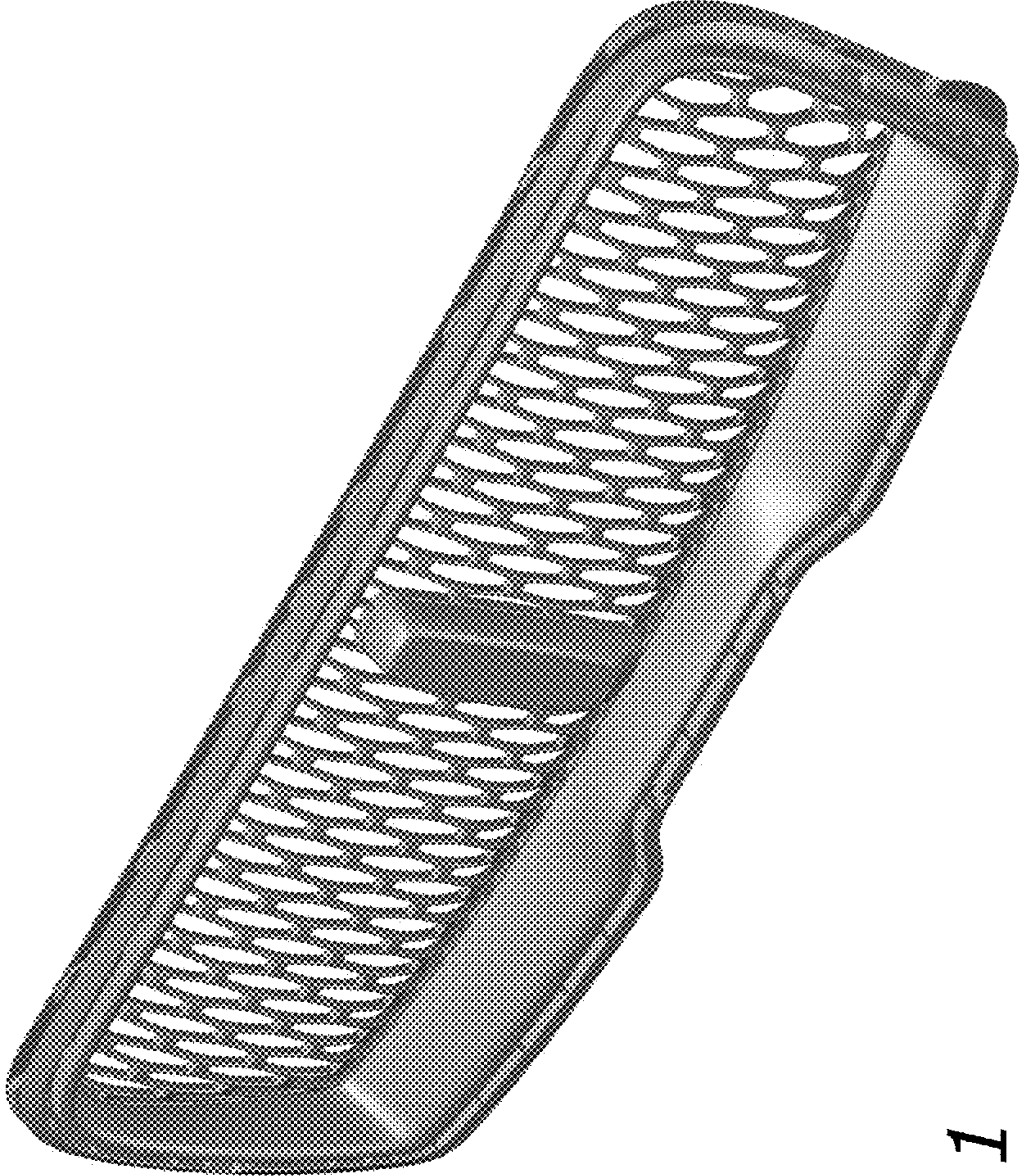


FIG. 1

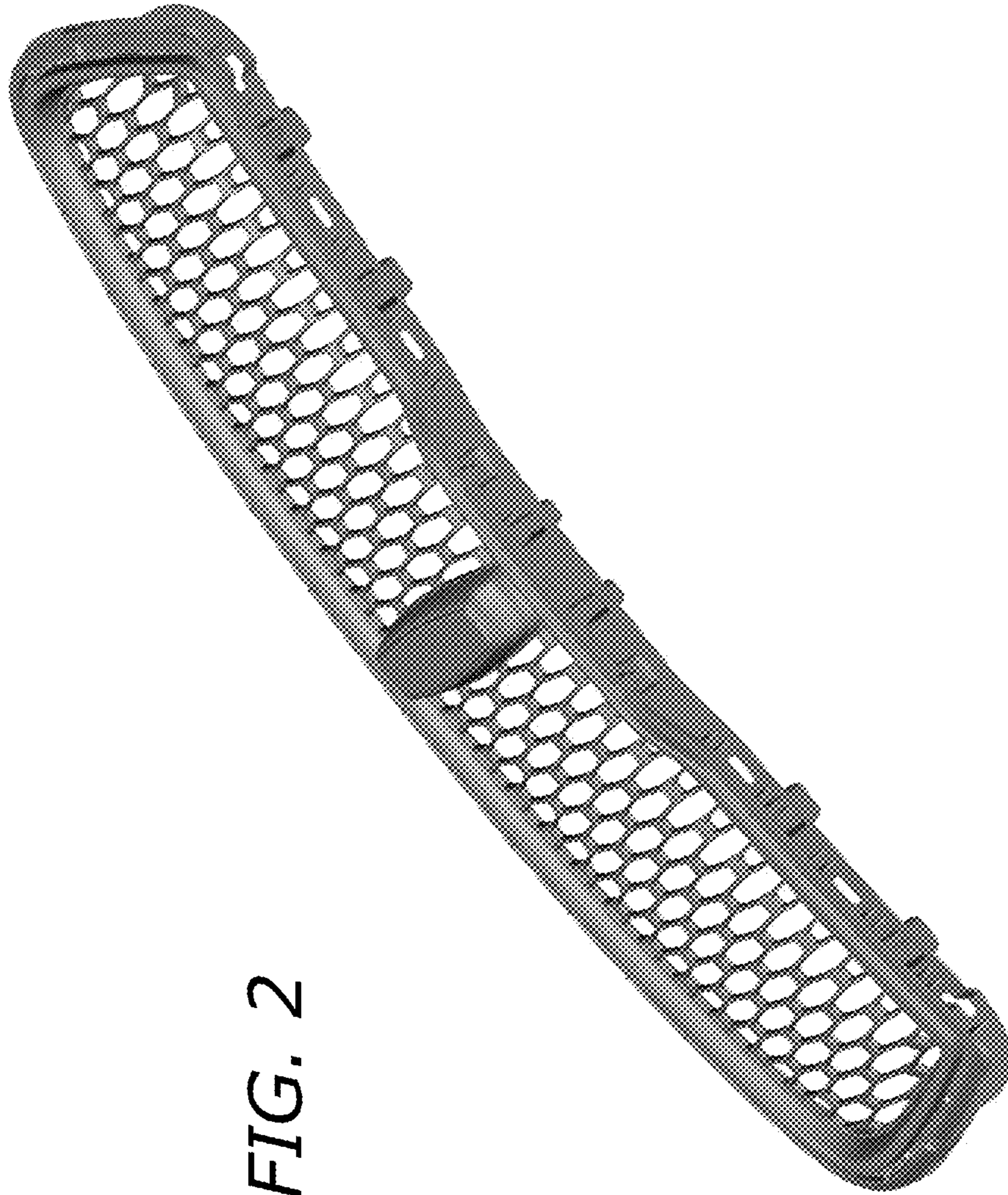


FIG. 2

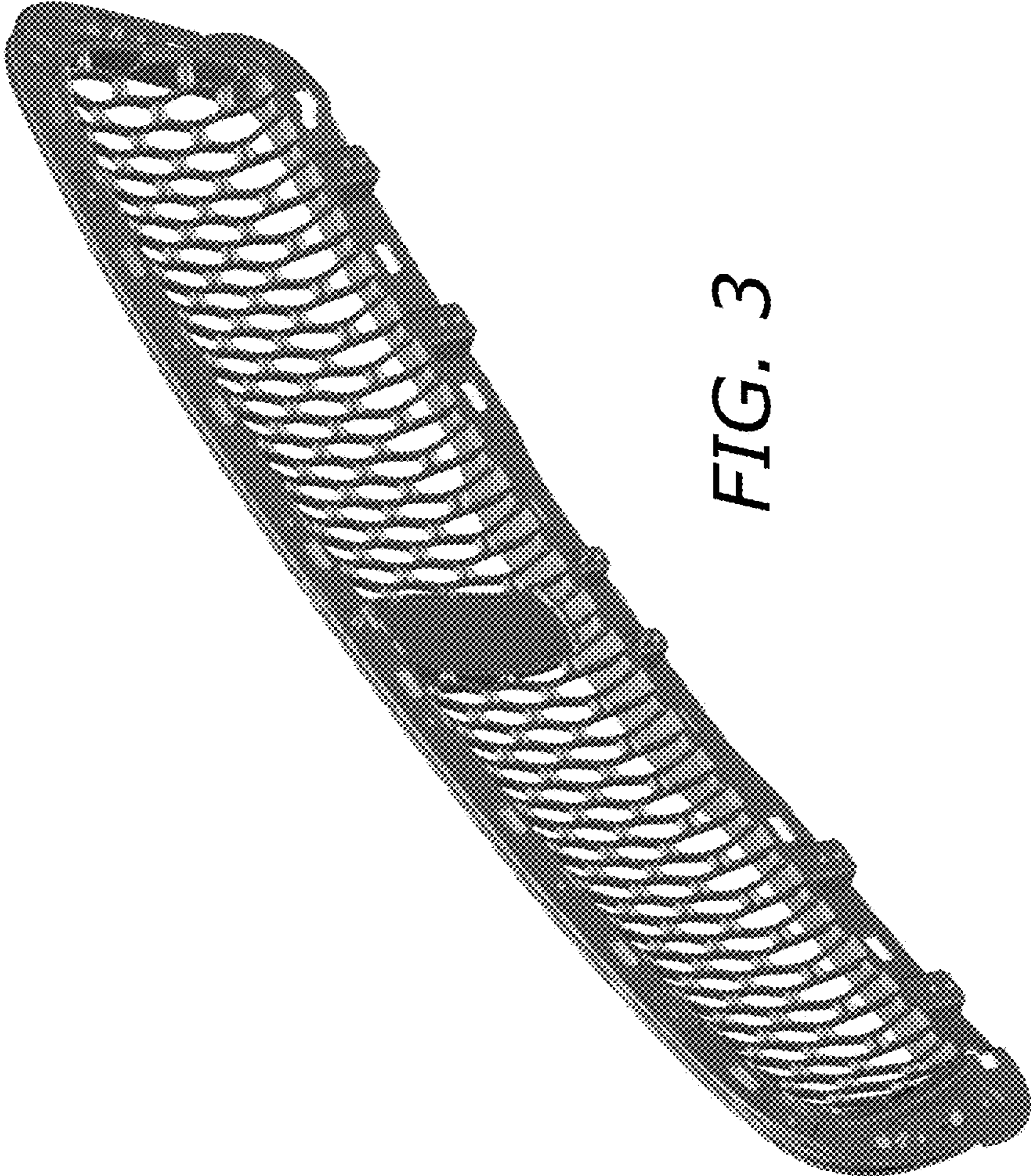


FIG. 3




FIG. 4


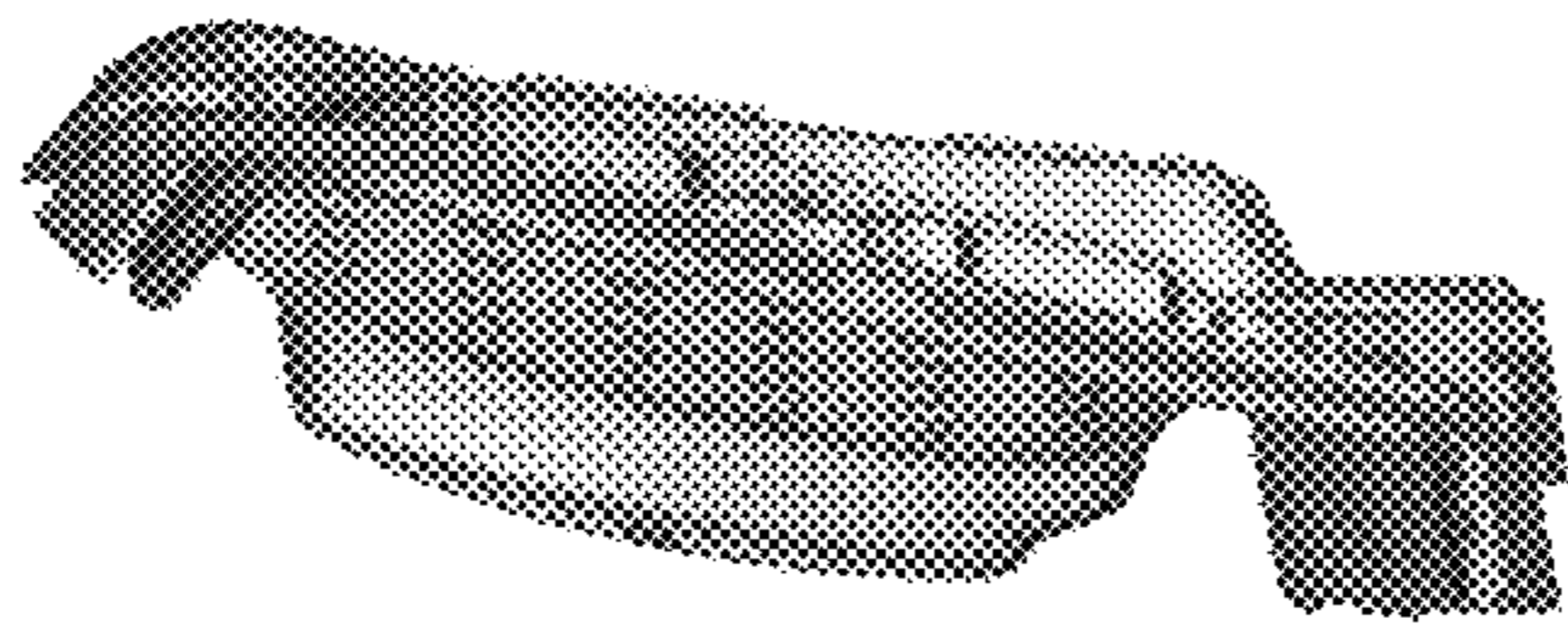


FIG. 5



*FIG. 6*

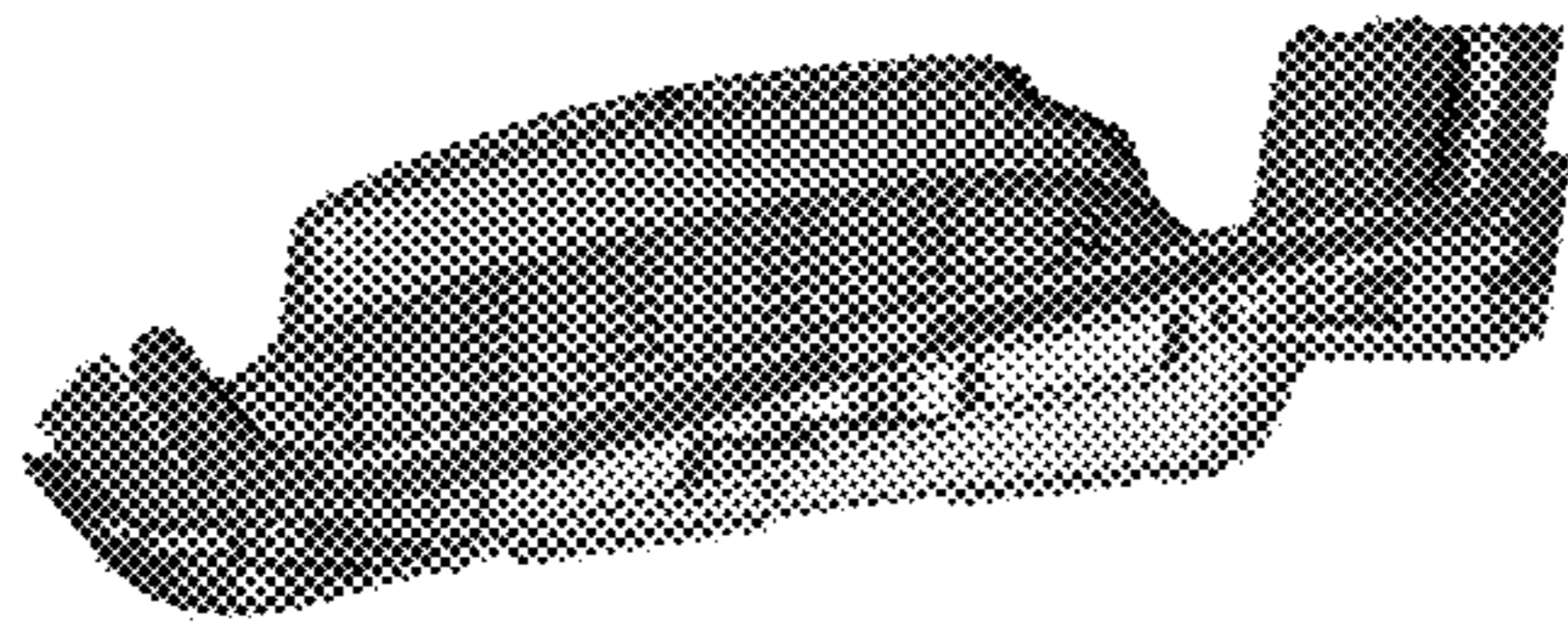


FIG. 7






FIG. 8




FIG. 9