



US00D856859S

(12) **United States Design Patent** (10) **Patent No.:** **US D856,859 S**
Siegel (45) **Date of Patent:** **** Aug. 20, 2019**

(54) **HITCH PIN**
(71) Applicant: **HORIZON GLOBAL AMERICAS INC.**, Plymouth, MI (US)
(72) Inventor: **Theodore J. Siegel**, Mayfield Heights, OH (US)
(73) Assignee: **HORIZON GLOBAL AMERICAS INC.**, Plymouth, MI (US)
(**) Term: **15 Years**

D497,576 S * 10/2004 Wang D12/162
D524,142 S * 7/2006 Recknagel D8/331
D531,008 S * 10/2006 Recknagel D8/339
7,128,331 B2 * 10/2006 Brackett B60D 1/145
280/491.2
D546,663 S * 7/2007 Recknagel D8/331
D560,565 S * 1/2008 Kalous D12/159
D589,785 S * 4/2009 Scotti D8/382
D634,605 S * 3/2011 Guimaraes D15/28
8,302,435 B2 * 11/2012 Burmesch B60D 1/02
70/14
D730,717 S * 6/2015 Moreau D8/331
(Continued)

(21) Appl. No.: **29/614,533**
(22) Filed: **Aug. 21, 2017**
(51) **LOC (12) Cl.** **12-16**
(52) **U.S. Cl.**
USPC **D12/162**
(58) **Field of Classification Search**
USPC D12/159, 160, 161, 162, 203, 223, 400;
D8/343, 331, 382, 339, 341, 330, 333,
D8/338, 388, 393, 387; D15/28;
D25/68; D22/100, 108, 109; D21/691,
D21/694, 684, 682, 662, 672, 679;
D23/252, 238, 239, 240, 241, 242, 243
CPC ... B60D 1/02; B60D 1/06; B60D 1/07; B60D
1/60; B60D 1/605; B60D 1/145; B60D
1/065; E05B 67/36; E05B 37/02; A63B
21/0728; B05B 15/654
See application file for complete search history.

OTHER PUBLICATIONS

Amazon.com. "CURT 21579 Hitch Pin & Clip". Retrieved Jul. 5, 2018. First reviewed Jun. 13, 2009. (<https://www.amazon.com/CURT-21579-Hitch-Pin-Clip/dp/B001EP0GYA>).*

Primary Examiner — Philip S Hyder
Assistant Examiner — Jerry Shiuan-Hua Hsu
(74) *Attorney, Agent, or Firm* — McDonald Hopkins LLC

(57) **CLAIM**

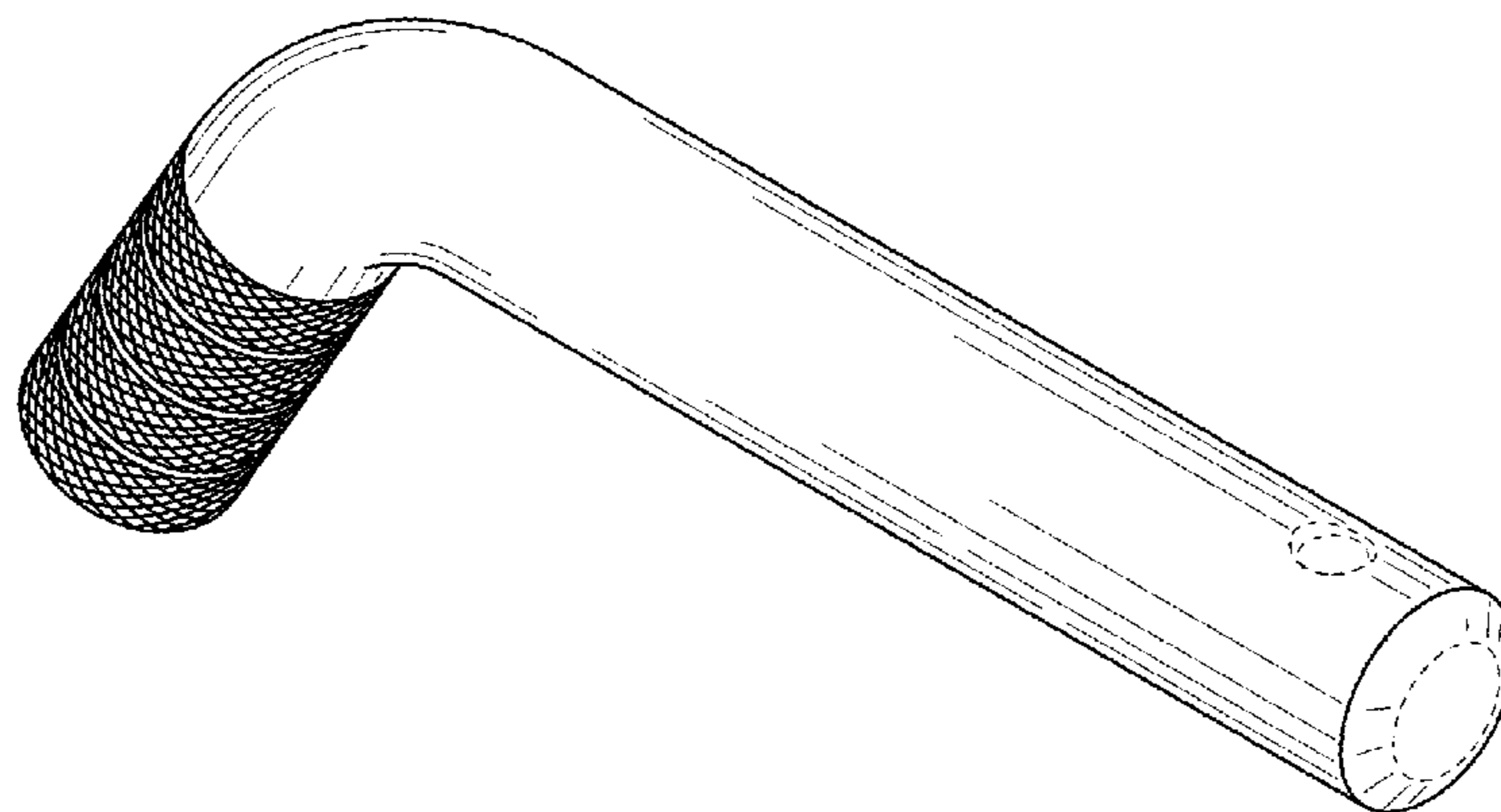
The ornamental design for a hitch pin, as shown and described.

DESCRIPTION

FIG. 1 is a perspective view of a hitch pin showing our new design;
FIG. 2 is a left side view thereof;
FIG. 3 is a right side view thereof;
FIG. 4 is a front side view thereof;
FIG. 5 is a rear side view thereof;
FIG. 6 is a top view thereof; and,
FIG. 7 is a bottom view thereof.
The broken lines in the figures are included for the purpose of illustrating portions of a hitch pin and form no part of the claimed design.

1 Claim, 4 Drawing Sheets

(56) **References Cited**
U.S. PATENT DOCUMENTS
2,204,116 A * 6/1940 Blocher B60D 1/02
280/515
4,711,106 A * 12/1987 Johnson E05B 67/36
70/34
D356,166 S * 3/1995 Spiller D25/68
D356,763 S * 3/1995 Herrick D12/162
5,540,065 A * 7/1996 Wyers E05B 37/02
70/14
D439,827 S * 4/2001 Wyers D8/341



(56)

References Cited

U.S. PATENT DOCUMENTS

9,090,136	B2 *	7/2015	Breeden	B60D 1/06
RE45,710	E *	10/2015	Guimaraes	D8/343
9,770,955	B2 *	9/2017	Su	B60D 1/60
9,796,230	B1 *	10/2017	Buckner	B60D 1/605
2001/0023601	A1 *	9/2001	Gilbertson	B60D 1/60
				70/258
2004/0265049	A1 *	12/2004	Hohmann	B60D 1/02
				403/153
2009/0039619	A1 *	2/2009	Gries	B60D 1/02
				280/511
2011/0133432	A1 *	6/2011	Nordick	B60D 1/07
				280/504
2012/0212000	A1 *	8/2012	Wen Chun	B60D 1/02
				292/164
2016/0082795	A1 *	3/2016	Su	B60D 1/60
				280/507

* cited by examiner

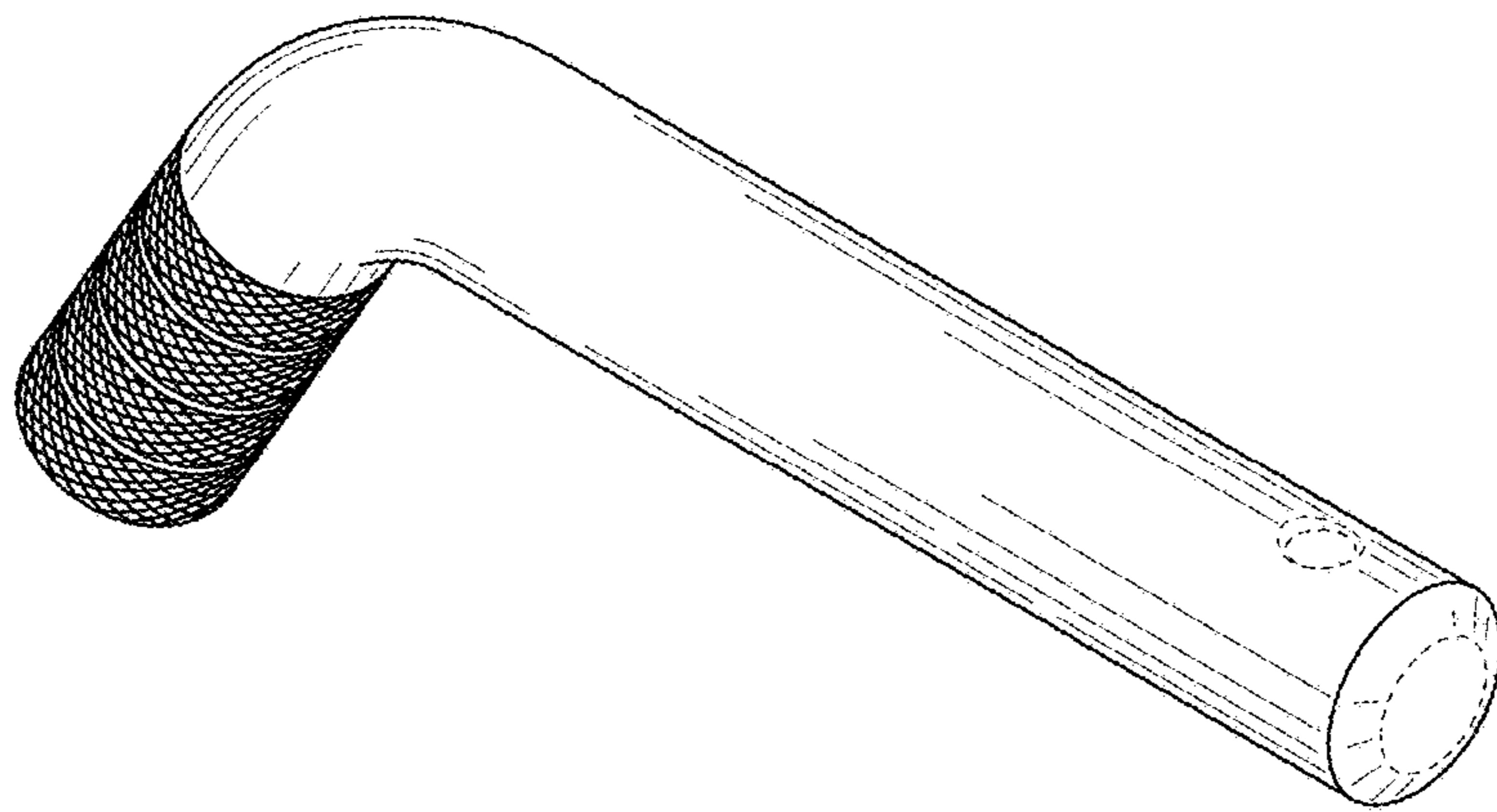


FIG. 1

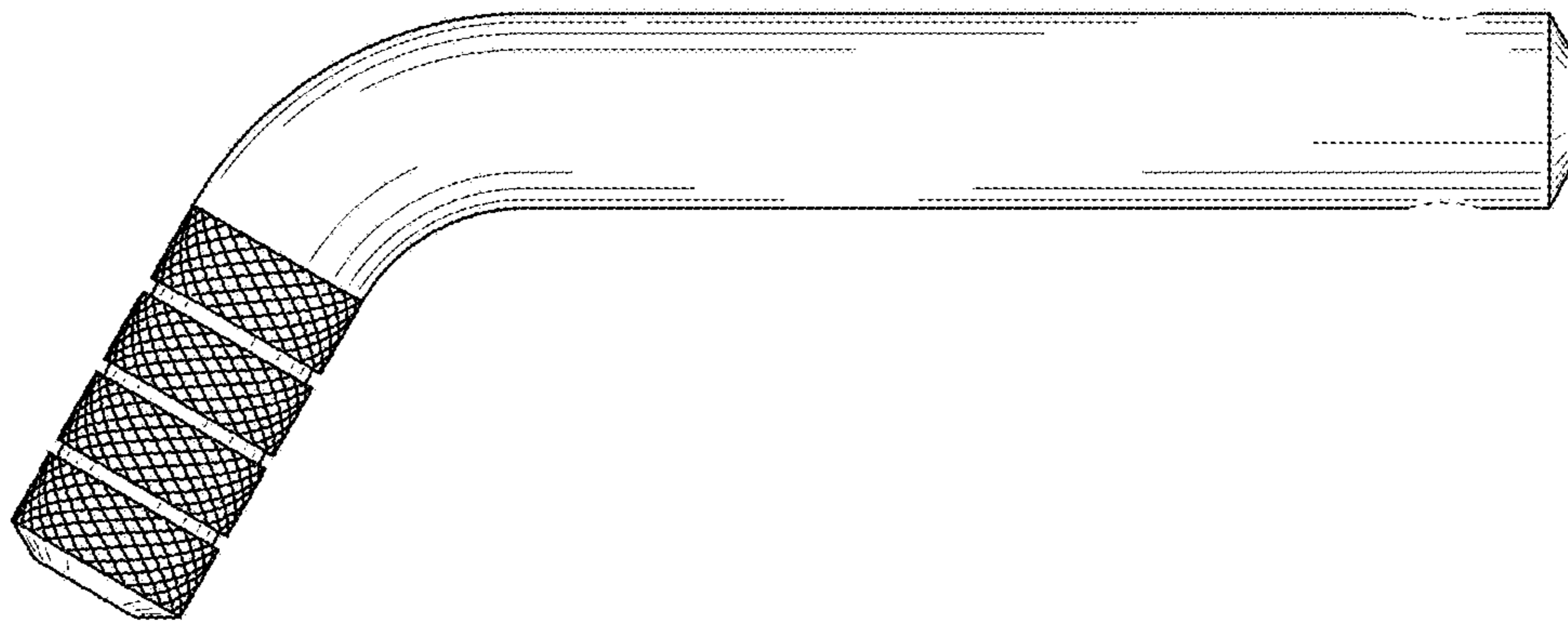


FIG. 2

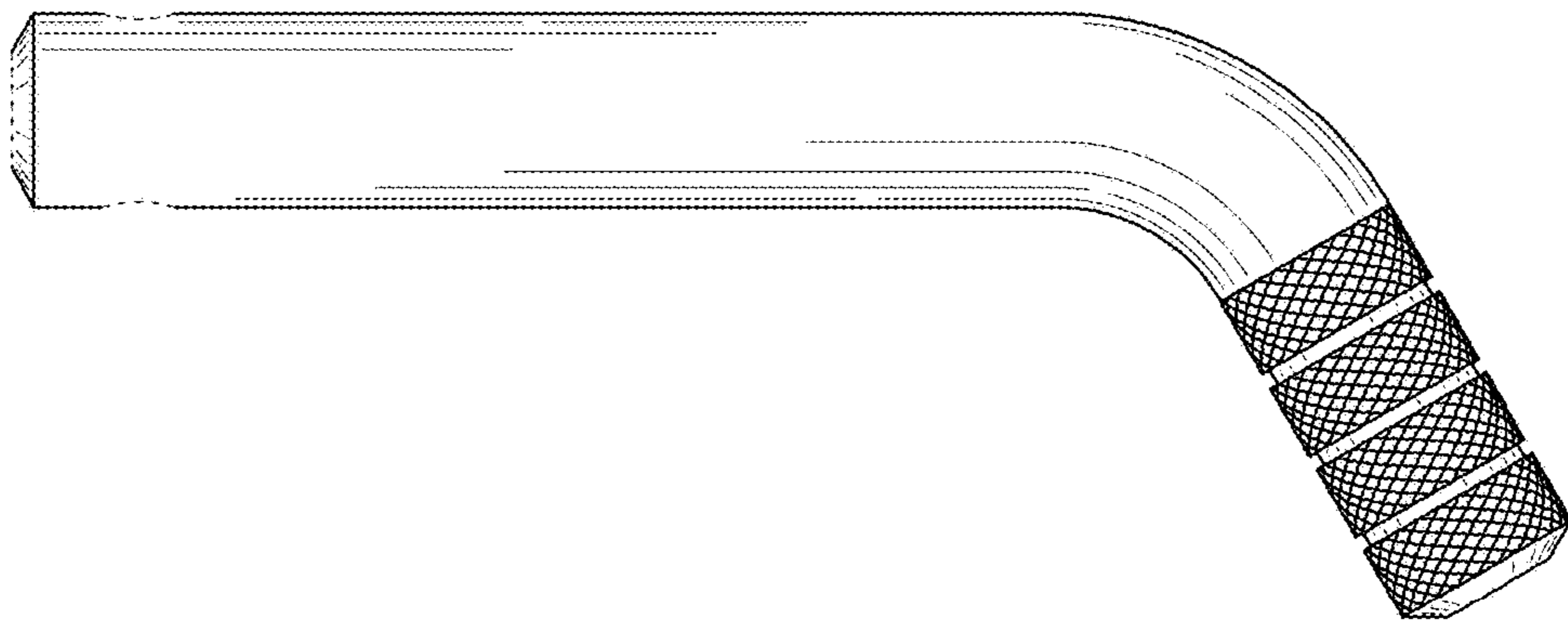


FIG. 3

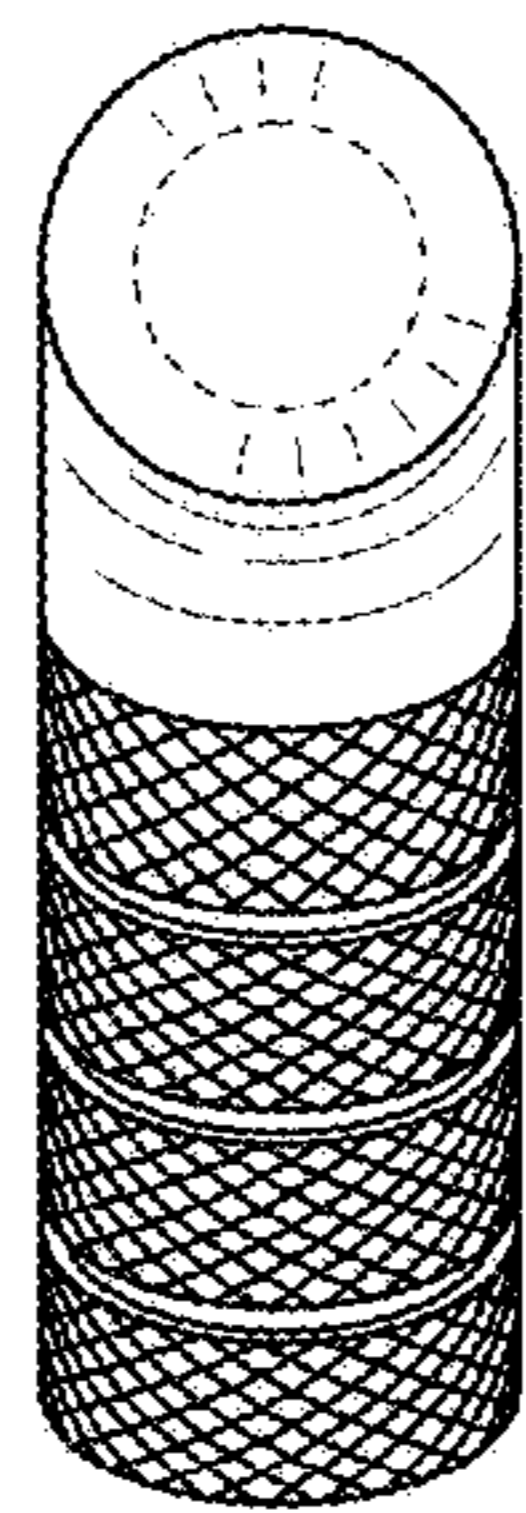


FIG. 4

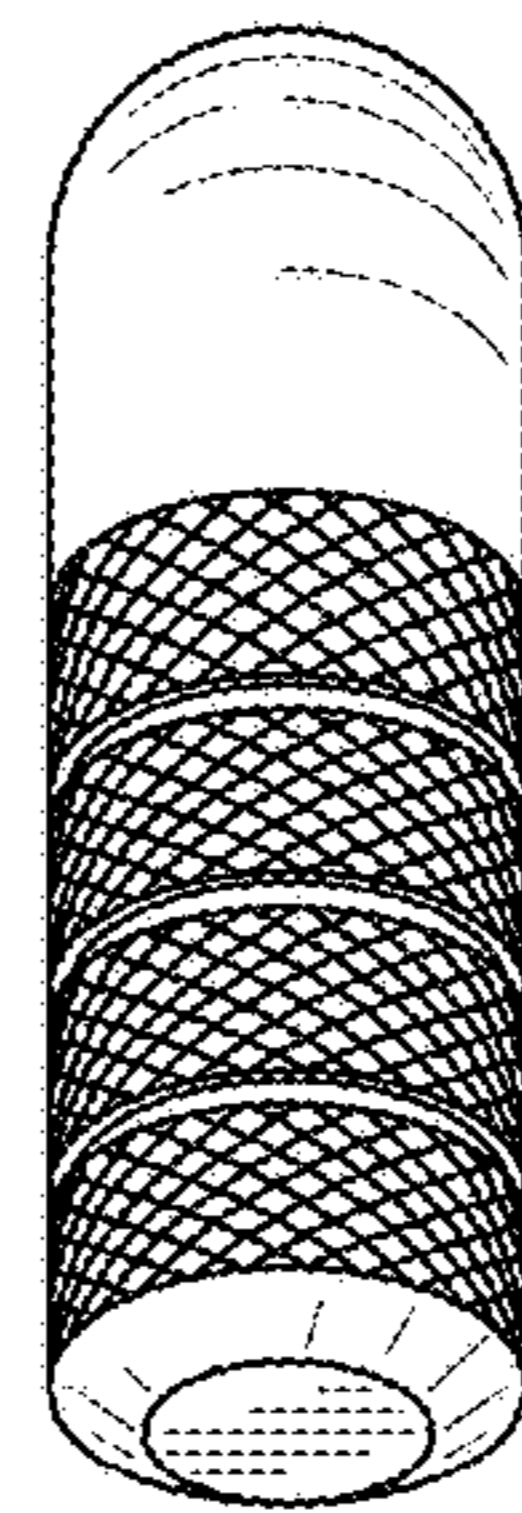


FIG. 5




FIG. 6

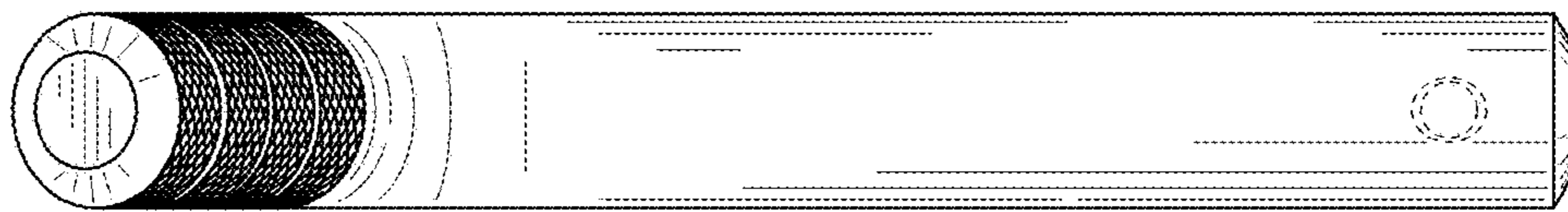


FIG. 7