



US00D856858S

(12) **United States Design Patent** (10) **Patent No.:** **US D856,858 S**  
**Luman et al.** (45) **Date of Patent:** **\*\* \*Aug. 20, 2019**

- (54) **BICYCLE CHAINRING**
- (71) Applicant: **SRAM, LLC**, Chicago, IL (US)
- (72) Inventors: **Nathan Luman**, Oak Park, IL (US);  
**John Collen**, San Luis Obispo, CA (US)
- (73) Assignee: **SRAM, LLC**, Chicago, IL (US)
- (\*) Notice: This patent is subject to a terminal disclaimer.
- (\*\*) Term: **15 Years**
- (21) Appl. No.: **29/619,373**
- (22) Filed: **Sep. 28, 2017**
- (51) **LOC (12) Cl.** ..... **12-11**
- (52) **U.S. Cl.**  
USPC ..... **D12/123**
- (58) **Field of Classification Search**  
USPC ..... D12/111, 122-127; D15/143, 148, 149  
CPC ..... F16H 7/06; F16H 55/30; F16H 55/303;  
B62M 9/105  
See application file for complete search history.

D430,510 S *	9/2000	Hanamura	.....	D12/123
D430,511 S *	9/2000	Takamori	.....	D12/123
D432,054 S *	10/2000	Hanamura	.....	D12/123
D434,351 S *	11/2000	Takamori	.....	D12/123
D435,001 S *	12/2000	Takamori	.....	D12/123
D436,561 S *	1/2001	Louden	.....	D12/123
6,213,238 B1 *	4/2001	Buell	.....	B62M 7/00 180/219
D472,843 S *	4/2003	Marquez-Pickering	.....	D11/81
D478,849 S *	8/2003	Griffin	.....	D12/123
D510,365 S *	10/2005	Yoshida	.....	D15/28
D518,074 S *	3/2006	Yoshida	.....	D15/28
D592,107 S *	5/2009	Clarke	.....	D12/123
D604,346 S *	11/2009	Chiang	.....	D12/123
D718,658 S *	12/2014	Cadarette	.....	D12/7
D728,432 S *	5/2015	Lin	.....	B62M 9/00 D12/123
D750,998 S *	3/2016	Wang	.....	D12/123
D756,270 S *	5/2016	Sgreva	.....	D12/123
D765,551 S *	9/2016	Baker, Jr.	.....	D12/123
D774,987 S *	12/2016	Miles	.....	D12/123

(Continued)

Primary Examiner — Darlington Ly

(57) **CLAIM**

We claim the ornamental design for a bicycle chainring, as shown and described.

**DESCRIPTION**

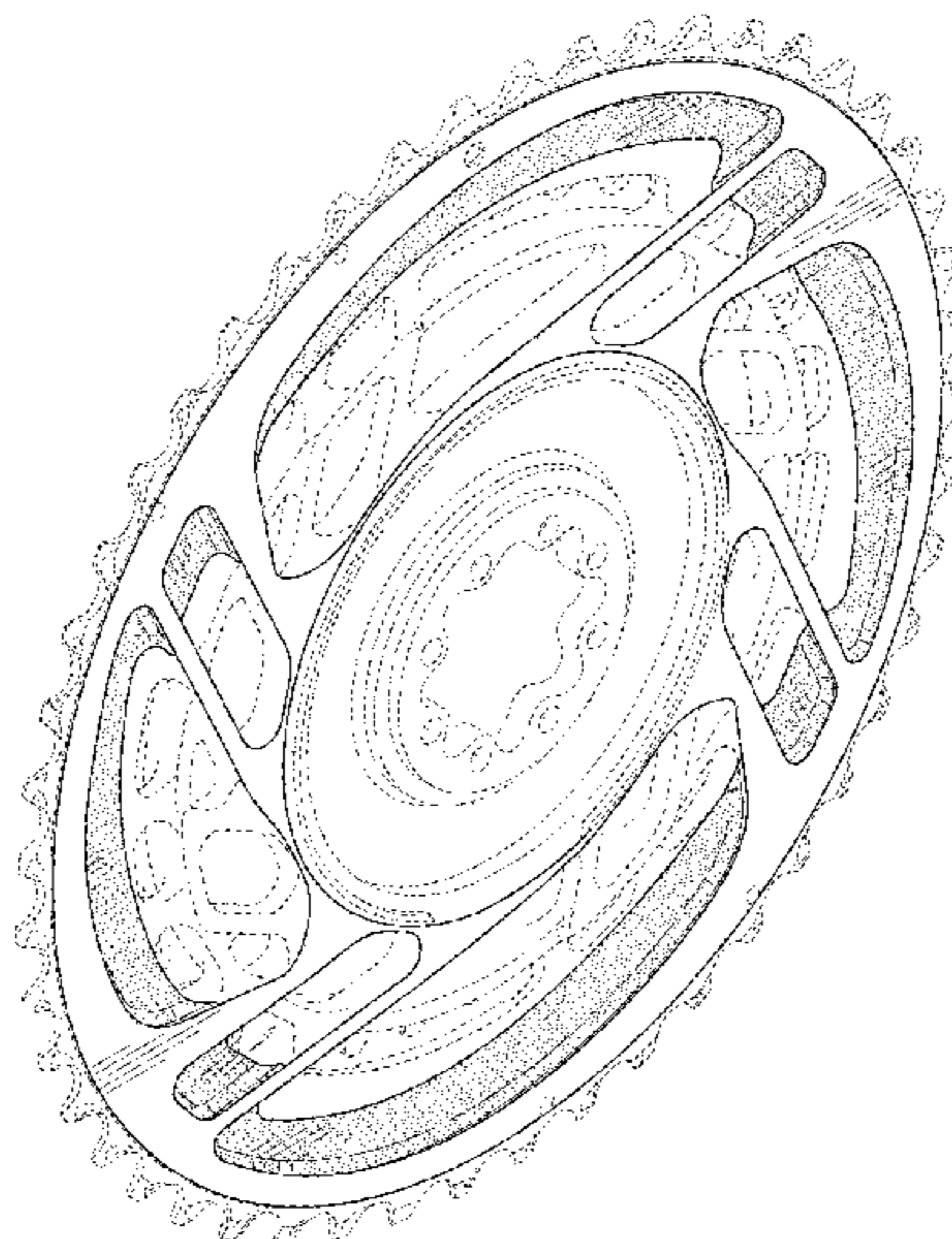
FIG. 1 is a front perspective view of a bicycle chainring showing our new design;  
FIG. 2 is a front elevation view thereof;  
FIG. 3 is a rear elevation view thereof;  
FIG. 4 is a right side elevation view thereof;  
FIG. 5 is a left side elevation view thereof;  
FIG. 6 is a top plan view thereof; and,  
FIG. 7 is a bottom plan view thereof.  
The broken lines in the drawings illustrate portions of the bicycle chainring that form no part of the claimed design. The stippling used in the drawings is provided to illustrate areas of surface contrast.

**1 Claim, 5 Drawing Sheets**

(56) **References Cited**

U.S. PATENT DOCUMENTS

D246,097 S *	10/1977	McGregor, Sr.	.....	D12/123
4,332,574 A *	6/1982	Aoyama	.....	F16H 55/30 474/161
D299,448 S *	1/1989	Haro	.....	D12/123
D306,842 S *	3/1990	Beiser	.....	D12/123
D362,210 S *	9/1995	Haney	.....	D12/123
D368,055 S *	3/1996	Jouret	.....	D12/123
D396,436 S *	7/1998	Liska	.....	D12/123
D397,966 S *	9/1998	Chang	.....	D12/123
D399,222 S *	10/1998	Chang	.....	D15/148
5,947,852 A *	9/1999	Moretz	.....	F16H 55/12 474/160



(56)

**References Cited**

U.S. PATENT DOCUMENTS

D802,488 S \* 11/2017 Scott ..... D12/127  
D803,104 S \* 11/2017 Braedt ..... D12/123  
D806,614 S \* 1/2018 Turner ..... D12/123  
D811,948 S \* 3/2018 Turner ..... D12/123  
D817,371 S \* 5/2018 Karol ..... D15/148  
D817,372 S \* 5/2018 Karol ..... D15/148  
2006/0264286 A1\* 11/2006 Hodjat ..... F16H 55/171  
474/152  
2013/0143704 A1\* 6/2013 Blank ..... B62M 9/10  
474/161  
2016/0215866 A1\* 7/2016 Stefan ..... B62M 9/00

\* cited by examiner

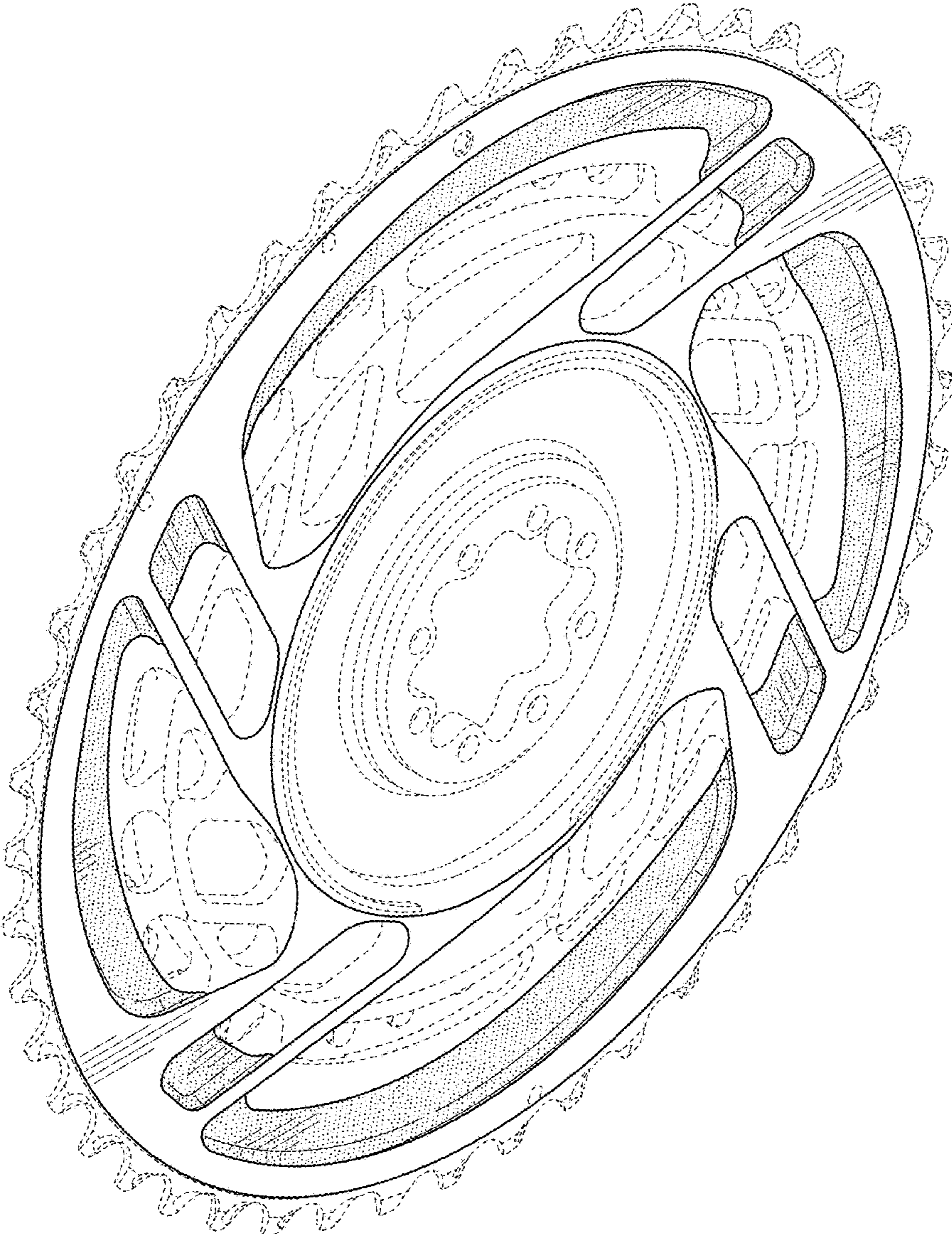


FIG . 1




FIG. 2




FIG. 3




FIG. 4




FIG. 5




FIG. 6




FIG. 7