



US00D856820S

(12) **United States Design Patent**  
**Melville, Jr. et al.**

(10) **Patent No.: US D856,820 S**

(45) **Date of Patent: \*\* Aug. 20, 2019**

(54) **POUCH**

CPC ..... B65D 33/24; B65D 33/00; B65D 31/00;  
B65D 31/10; B65D 31/16; B65D 1/00;  
B65D 1/0023; B65D 1/32; B65D 1/06;  
B65D 1/10; B65D 1/08; A45C 7/0063;  
A61J 1/00

(71) Applicant: **BIBO BARMAID LLC**, Clinton, NJ  
(US)

(72) Inventors: **Douglas F. Melville, Jr.**, Simsbury, CT  
(US); **Debra L. Walker**, Clinton, NJ  
(US); **Steve Belko**, Marlton, NJ (US)

See application file for complete search history.

(73) Assignee: **BIBO BARMAID LLC**, Clinton, NJ  
(US)

(56) **References Cited**

(\*\*) Term: **15 Years**

U.S. PATENT DOCUMENTS

(21) Appl. No.: **29/679,090**

D402,196 S *	12/1998	Lynch	.....	D9/709
D511,463 S *	11/2005	Wolters	.....	D9/611
D700,066 S *	2/2014	Berman	.....	D9/707
D812,487 S *	3/2018	Soegyanto	.....	D9/702
D836,001 S *	12/2018	Wu	.....	D9/707

(22) Filed: **Feb. 1, 2019**

\* cited by examiner

**Related U.S. Application Data**

*Primary Examiner* — Abraham Bahta

(62) Division of application No. 29/556,905, filed on Mar. 4, 2016, now Pat. No. Des. 840,247.

(74) *Attorney, Agent, or Firm* — Medley, Behrens and Lewis, LLC

(51) **LOC (12) Cl.** ..... **09-05**

(57) **CLAIM**

(52) **U.S. Cl.**

The ornamental design for a pouch, as shown and described.

USPC ..... **D9/707**

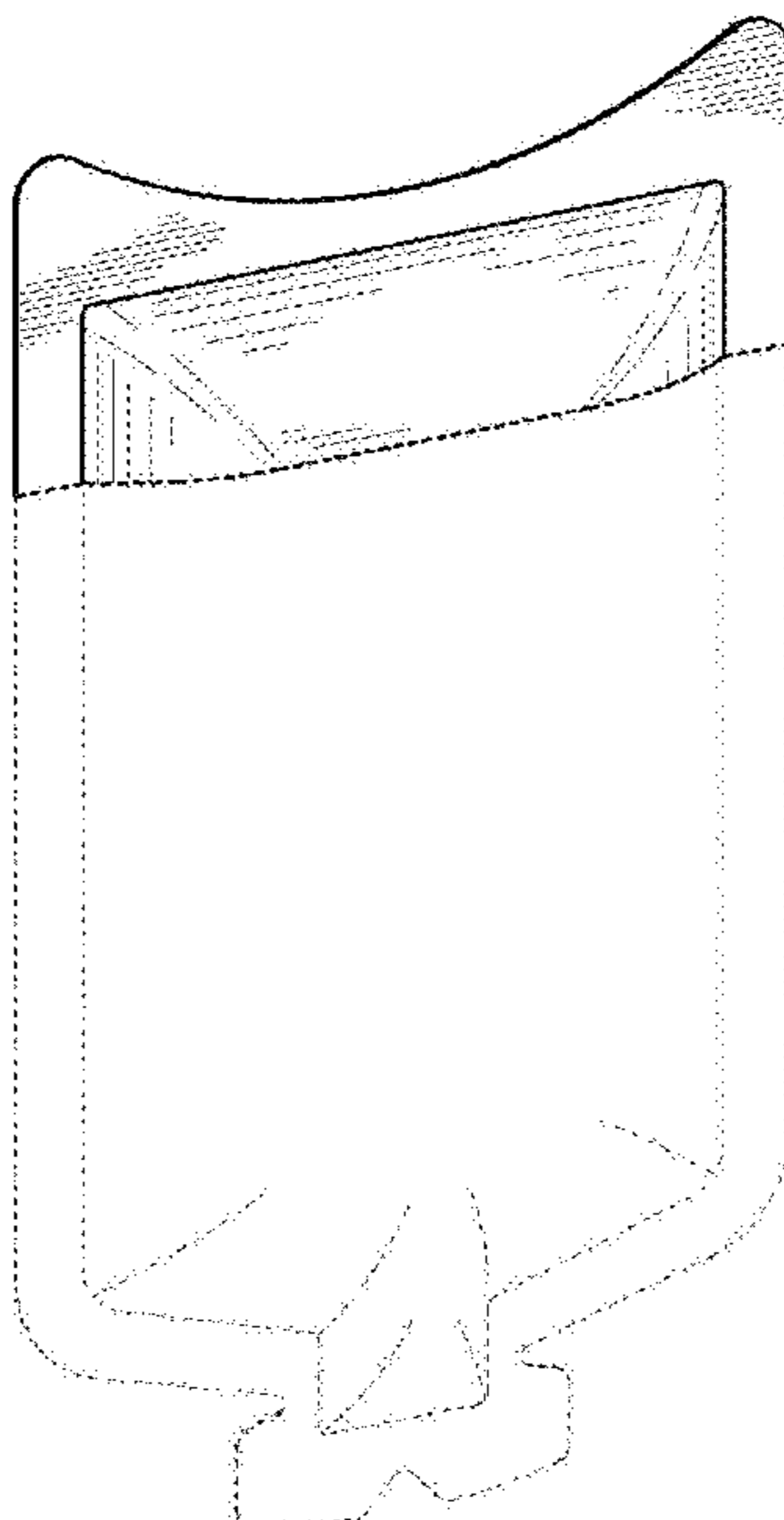
**DESCRIPTION**

(58) **Field of Classification Search**

USPC ..... D9/702-714, 720-722, 414, 434-435,  
D9/696, 716, 771, 447, 522, 571-575,  
D9/682, 738-747, 516-517, 529-530,  
D9/547-549, 569, 537-538, 544,  
D9/503-505, 545; 383/6, 9, 22, 96, 61.1,  
383/80-81, 104, 901, 63, 203, 107, 119,  
383/120, 123; D24/118, 207; 222/107,  
222/92, 206; 604/408, 410, 403;  
220/495.03, 669, 675; 215/381-385,  
215/12.1; D3/202, 303, 232, 244

FIG. 1 is a perspective view of the pouch showing my new design;  
FIG. 2 is a front plan view thereof, with the rear plan view being a mirror image thereof;  
FIG. 3 is a right-side plan view thereof, with the left side plan view being a mirror image thereof;  
FIG. 4 is a bottom plan view thereof; and,  
FIG. 5 is a top plan view thereof.  
The broken line showings of FIGS. 1-5 are for illustrative purposes only and form no part of the claimed design.

**1 Claim, 3 Drawing Sheets**



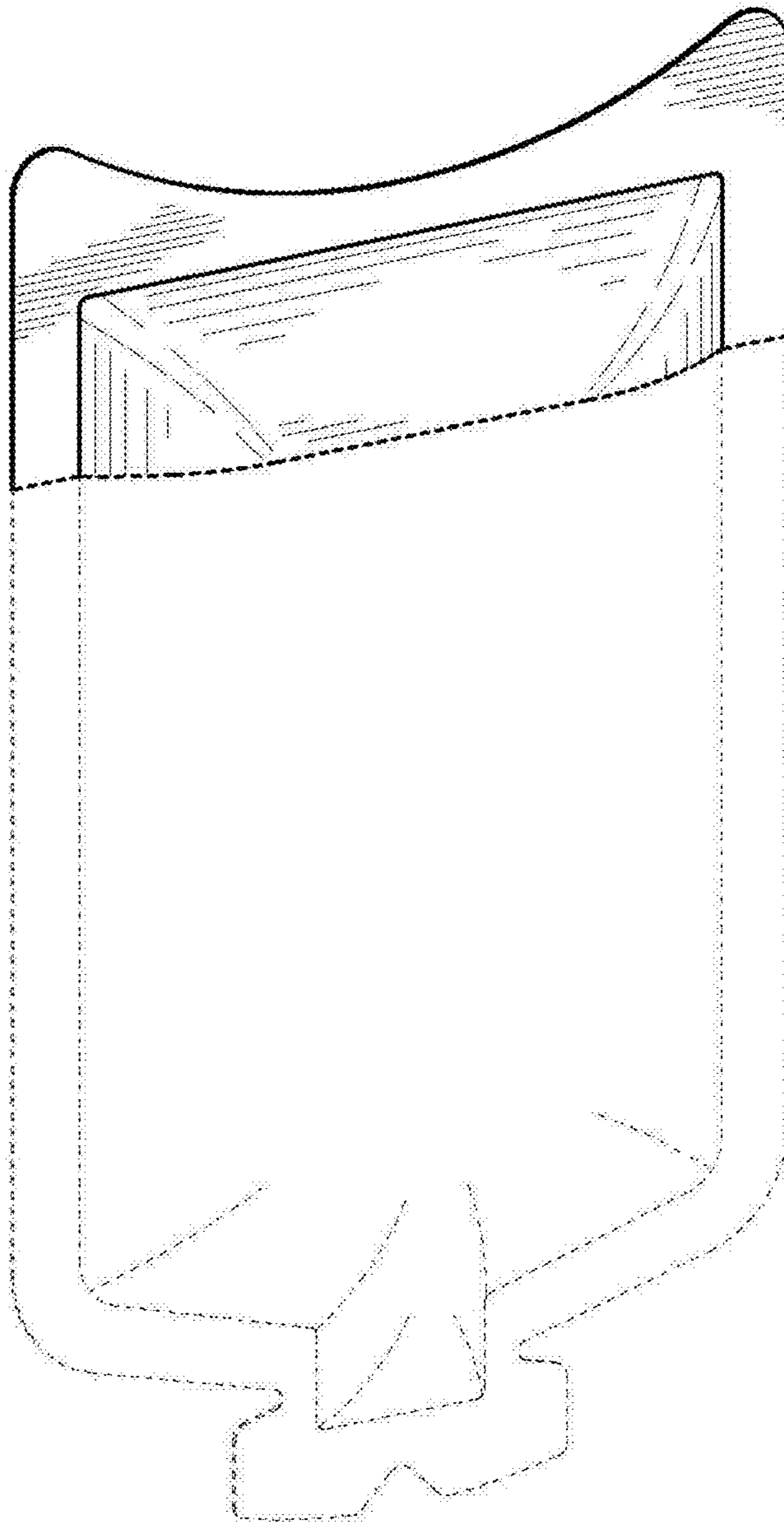


FIG. 1

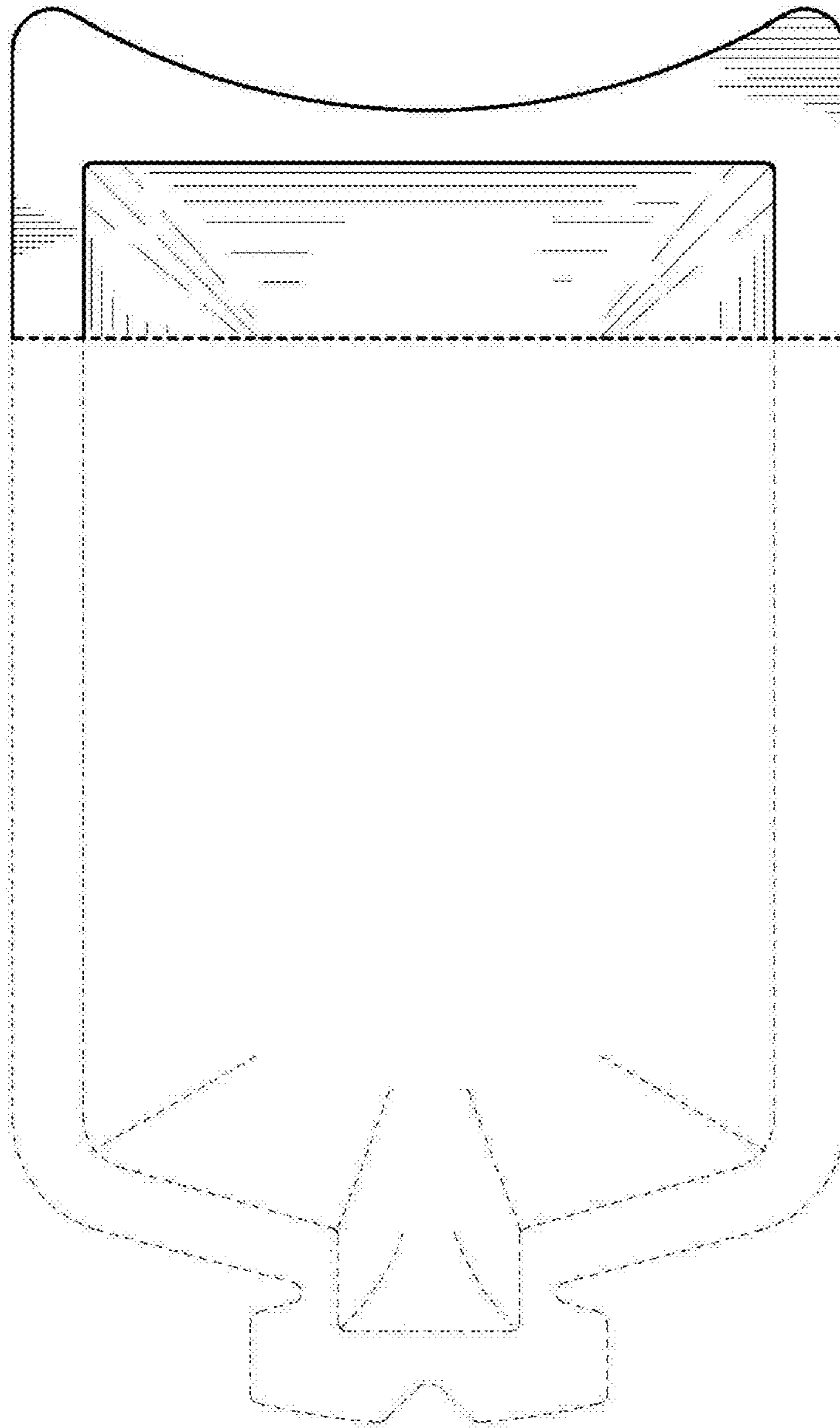


FIG. 2



FIG. 3

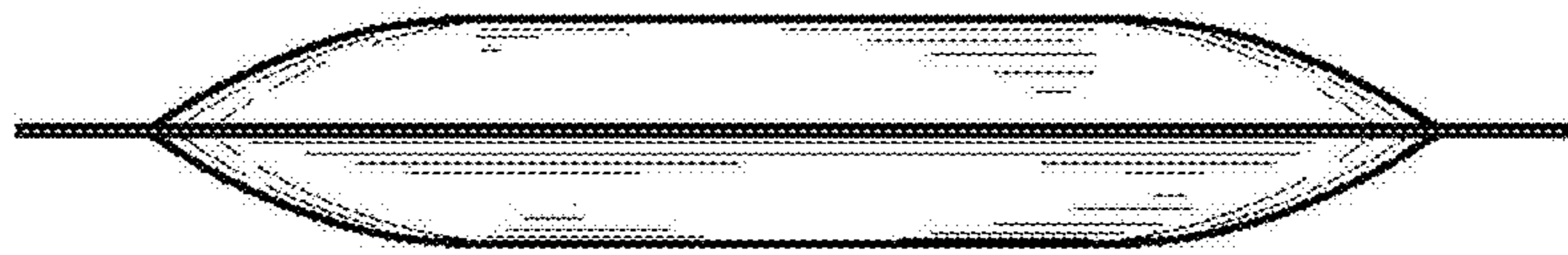


FIG. 4




FIG. 5