



US00D856806S

(12) **United States Design Patent**  
**Maier et al.**

(10) **Patent No.:** **US D856,806 S**

(45) **Date of Patent:** **\*\* Aug. 20, 2019**

(54) **BOTTLE**

(71) Applicant: **LAND O'LAKES, INC.**, Arden Hills, MN (US)

(72) Inventors: **Brianne Maier**, New Richmond, WI (US); **Laura Flanagan-Kent**, Decatur, GA (US)

(73) Assignee: **Land O'Lakes, Inc.**, Arden Hills, MN (US)

(\*\*) Term: **15 Years**

(21) Appl. No.: **29/658,861**

(22) Filed: **Aug. 3, 2018**

**Related U.S. Application Data**

(63) Continuation of application No. 29/629,061, filed on Dec. 11, 2017, now Pat. No. Des. 830,182, which is a continuation of application No. 29/611,856, filed on Jul. 26, 2017, now Pat. No. Des. 808,275.

(51) **LOC (12) Cl.** ..... **09-01**

(52) **U.S. Cl.**  
USPC ..... **D9/516; D9/539; D9/542**

(58) **Field of Classification Search**  
USPC ..... D9/516, 529-530, 541-543, 547, D9/549-550, 558, 563, 571, 574-575, D9/715, 719  
CPC ..... B65D 1/00; B65D 1/02; B65D 1/0223; B65D 23/00; B65D 81/00; B65D 2501/00; B65D 2501/0009; B65D 2501/0081

See application file for complete search history.

(56) **References Cited**

**U.S. PATENT DOCUMENTS**

D238,554 S \* 1/1976 Pardo ..... D9/529  
D368,859 S \* 4/1996 LoPreto ..... D9/542

D376,980 S \* 12/1996 LoPreto ..... D9/542  
D384,285 S \* 9/1997 D'Amico ..... D9/542  
D457,069 S \* 5/2002 Palaia ..... D9/542  
D481,639 S \* 11/2003 Crawford ..... D9/542  
D492,202 S \* 6/2004 Crawford ..... D9/542  
D497,108 S \* 10/2004 Lund ..... D9/542  
D497,810 S \* 11/2004 Maus ..... D9/542  
D498,680 S \* 11/2004 Cleary ..... D9/542  
D514,945 S \* 2/2006 Busa, Jr. .... D9/542  
D522,876 S \* 6/2006 Braaten ..... D9/691  
D524,166 S \* 7/2006 Walther ..... D9/682  
D528,006 S \* 9/2006 Walther ..... D9/542  
D533,069 S \* 12/2006 Archeny ..... D9/542  
D533,073 S \* 12/2006 Brunner ..... D9/624  
D546,189 S \* 7/2007 Costello ..... D9/542

(Continued)

*Primary Examiner* — Dana Meyrow

(74) *Attorney, Agent, or Firm* — Dorsey & Whitney LLP

(57) **CLAIM**

The ornamental design for a bottle, as shown and described.

**DESCRIPTION**

FIG. 1 is an illustration of a first isometric view of a first aspect of our new bottle;

FIG. 2 is an illustration of a second isometric view of the bottle;

FIG. 3 is an illustration of a front view of the bottle;

FIG. 4 is an illustration of a back view of the bottle;

FIG. 5 is an illustration of a right side view of the bottle;

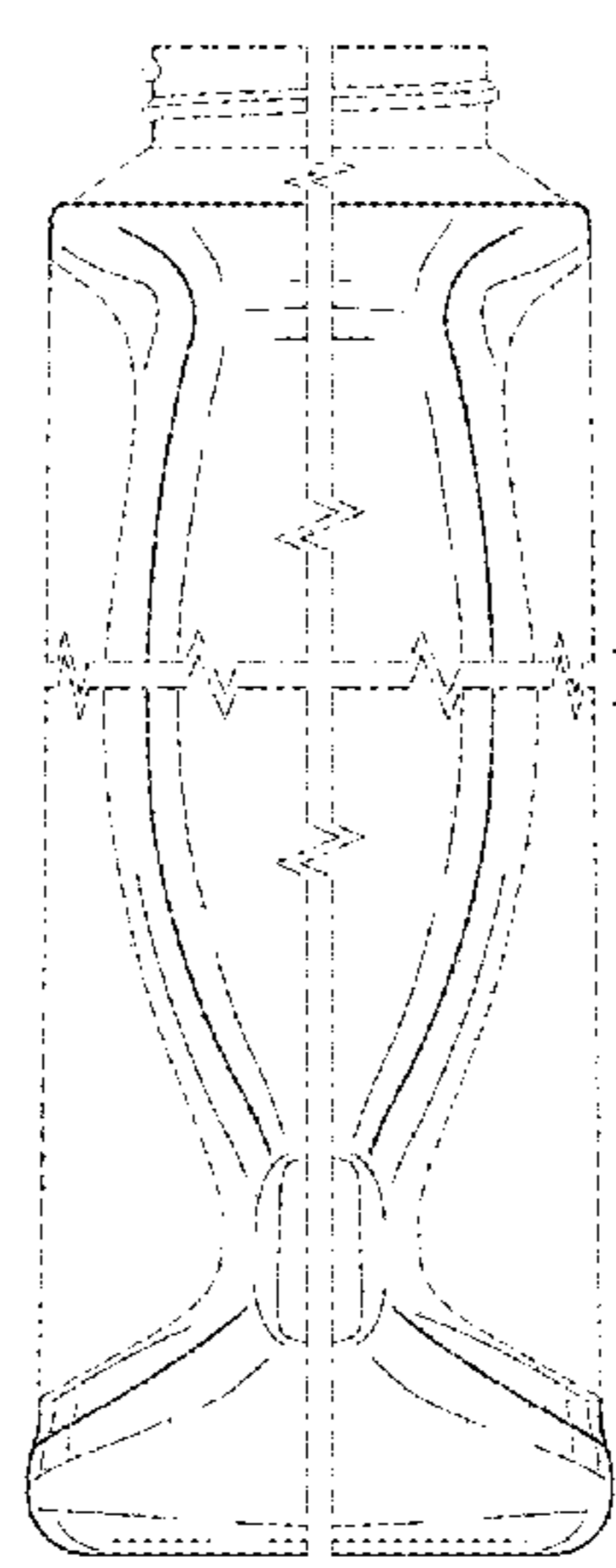
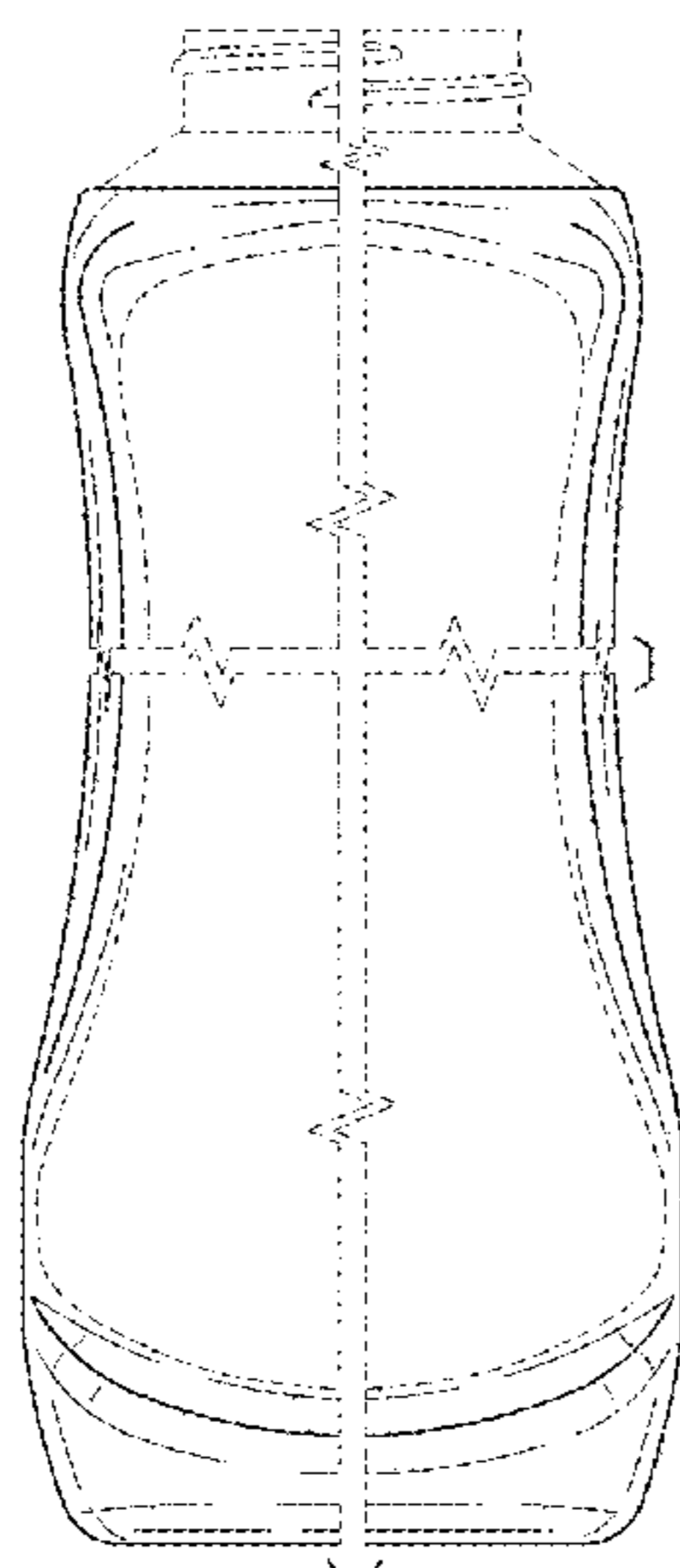
FIG. 6 is an illustration of a left side view of the bottle;

FIG. 7 is an illustration of a top view of the bottle; and,

FIG. 8 is an illustration of a bottom view of the bottle.

The unshaded areas shown in evenly-dashed broken lines in the drawings illustrate the portions of the bottle that form no part of the claim. The dot-dash broken lines at the breaks in the bottle sidewall and on the bottom surface of the bottle define the bounds of the claim, forming no part thereof. Any portion of the article between those breaks forms no part of the claimed design.

**1 Claim, 5 Drawing Sheets**



(56)

**References Cited**

U.S. PATENT DOCUMENTS

D578,406 S	*	10/2008	Kuzma .....	D9/558
D612,737 S	*	3/2010	Bansal .....	D9/447
D612,738 S	*	3/2010	Bansal .....	D9/447
D613,173 S	*	4/2010	Bansal .....	D9/447
D621,273 S	*	8/2010	Bruscha .....	D9/542
D634,208 S	*	3/2011	Schlies .....	D9/542
D635,860 S	*	4/2011	Sahu .....	D9/529
D669,788 S	*	10/2012	MacLean .....	D9/542
D670,172 S	*	11/2012	Bruscha .....	D9/542
D808,275 S	*	1/2018	Maier .....	D9/542
D830,182 S	*	10/2018	Maier .....	D9/542

\* cited by examiner

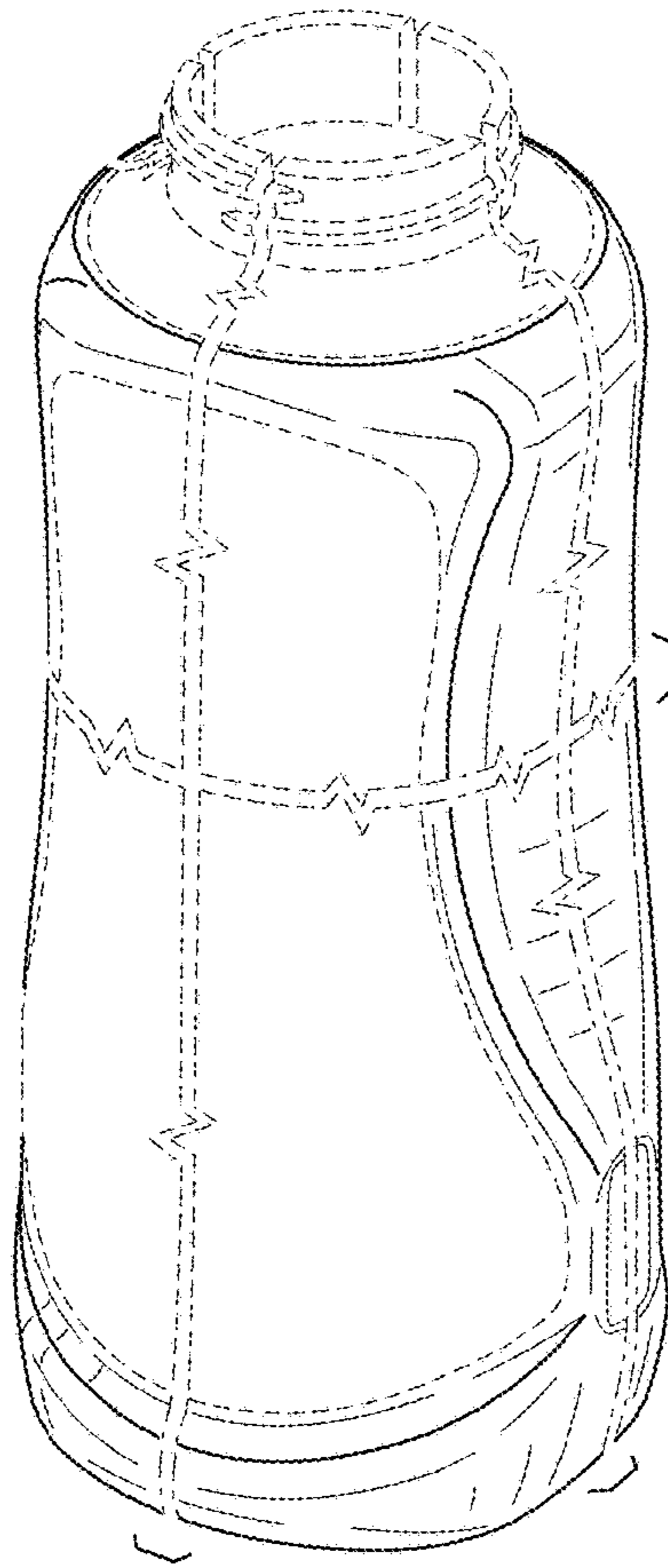


FIG. 1

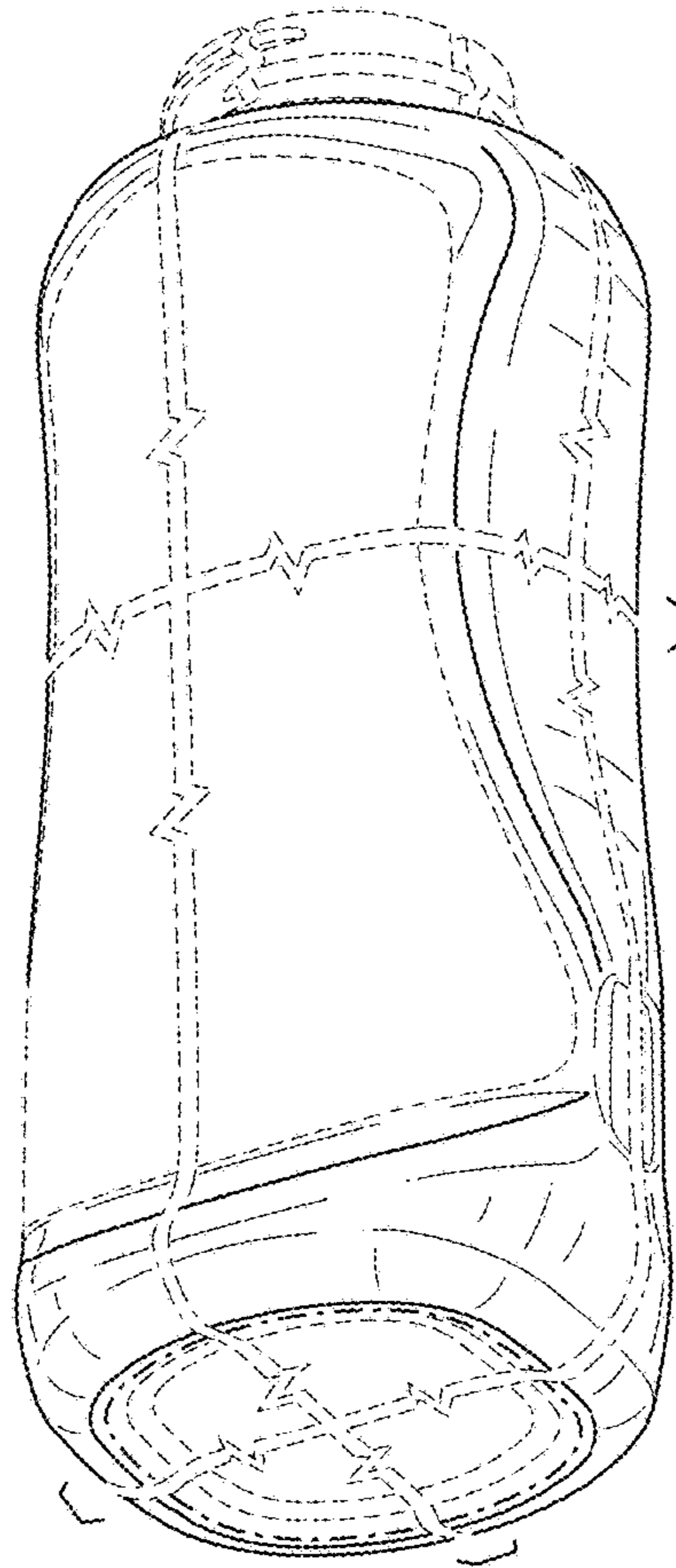


FIG. 2

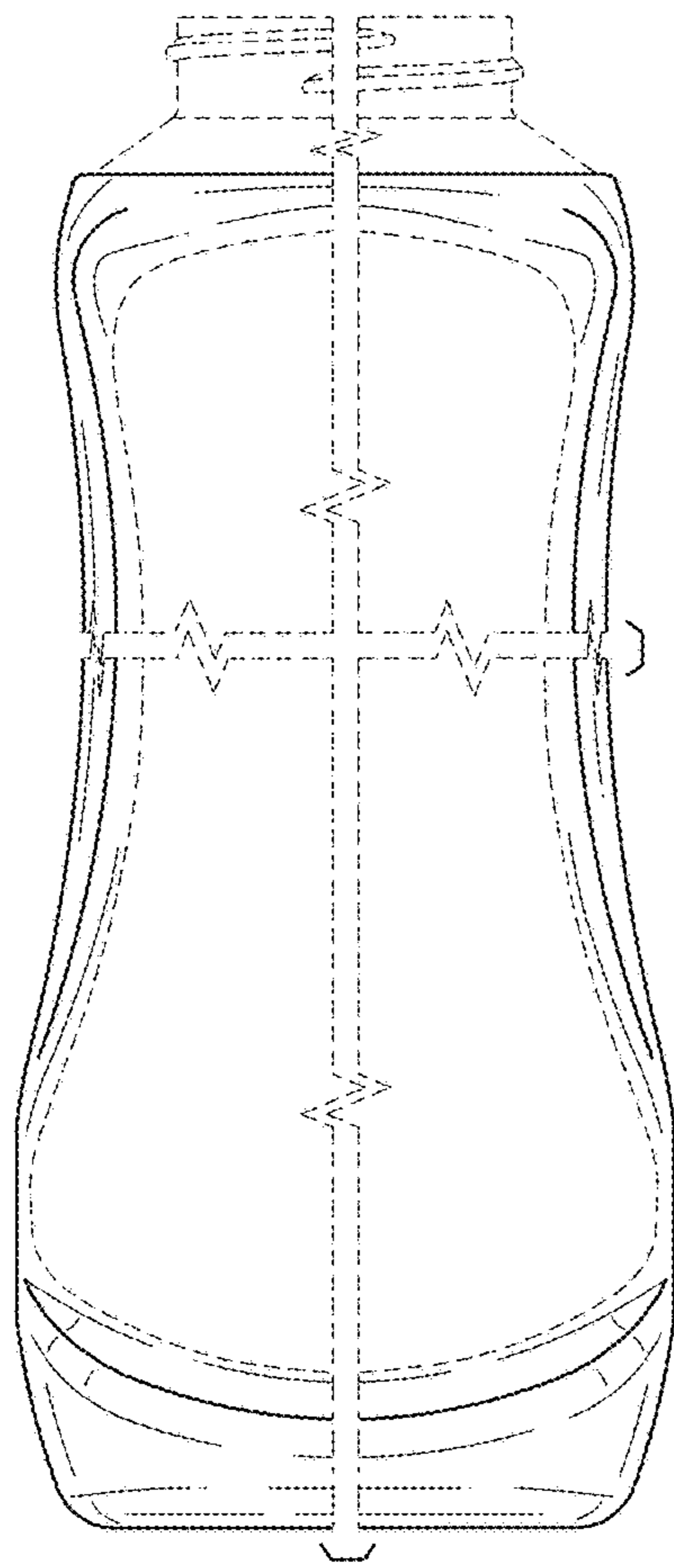


FIG. 3

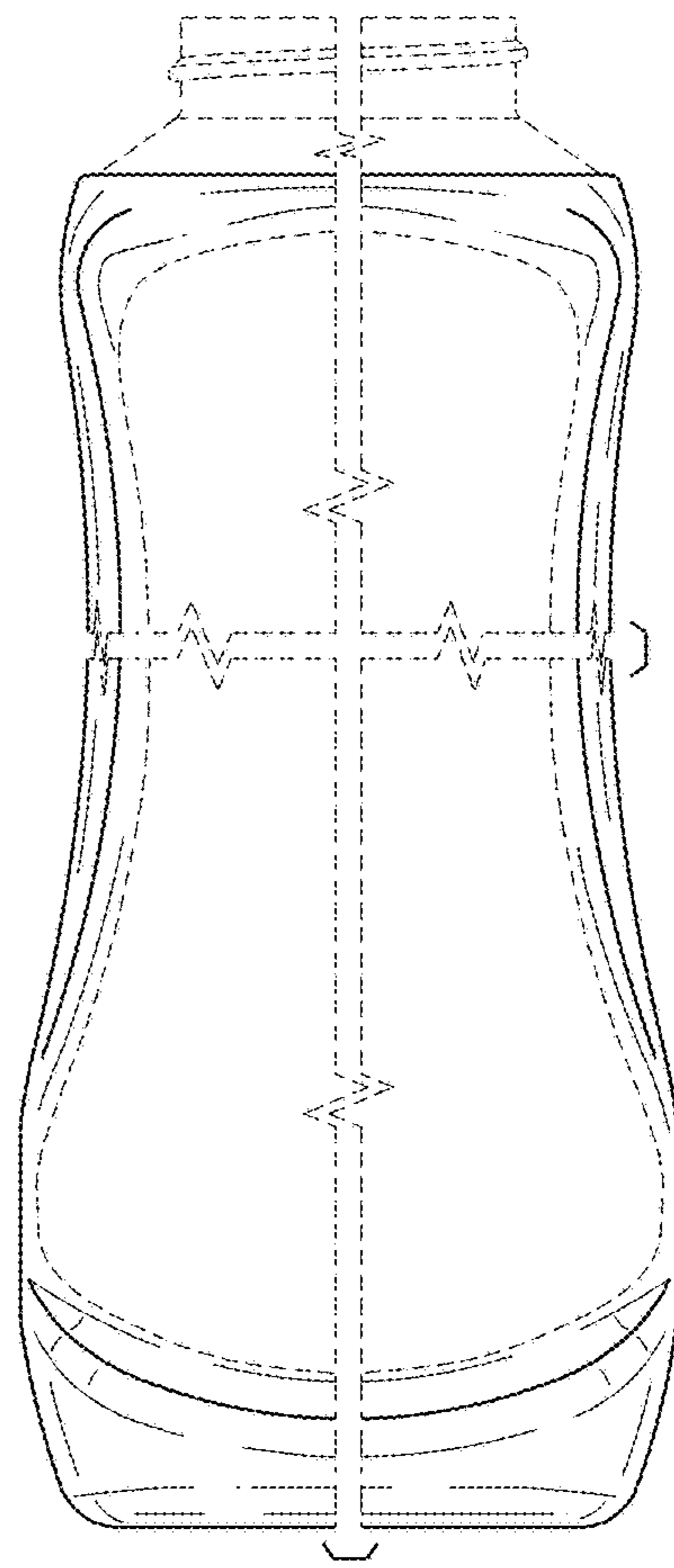


FIG. 4



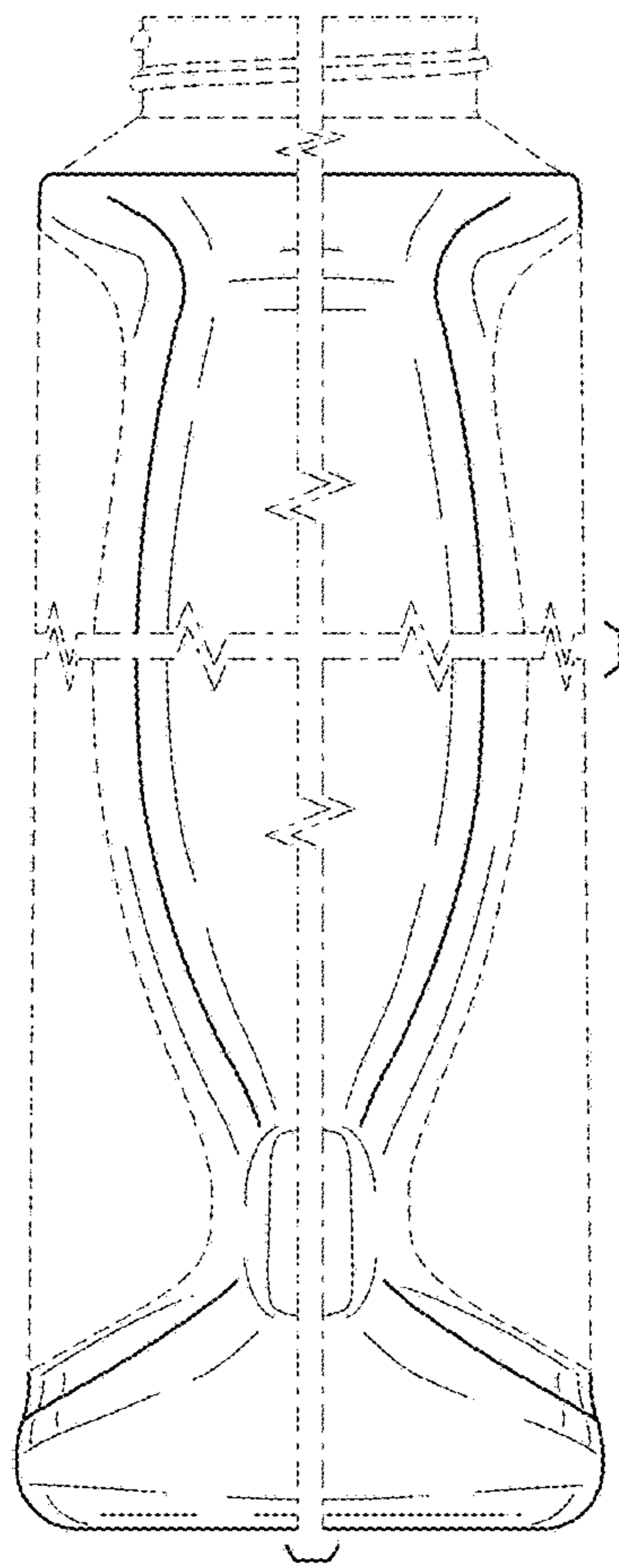


FIG. 5

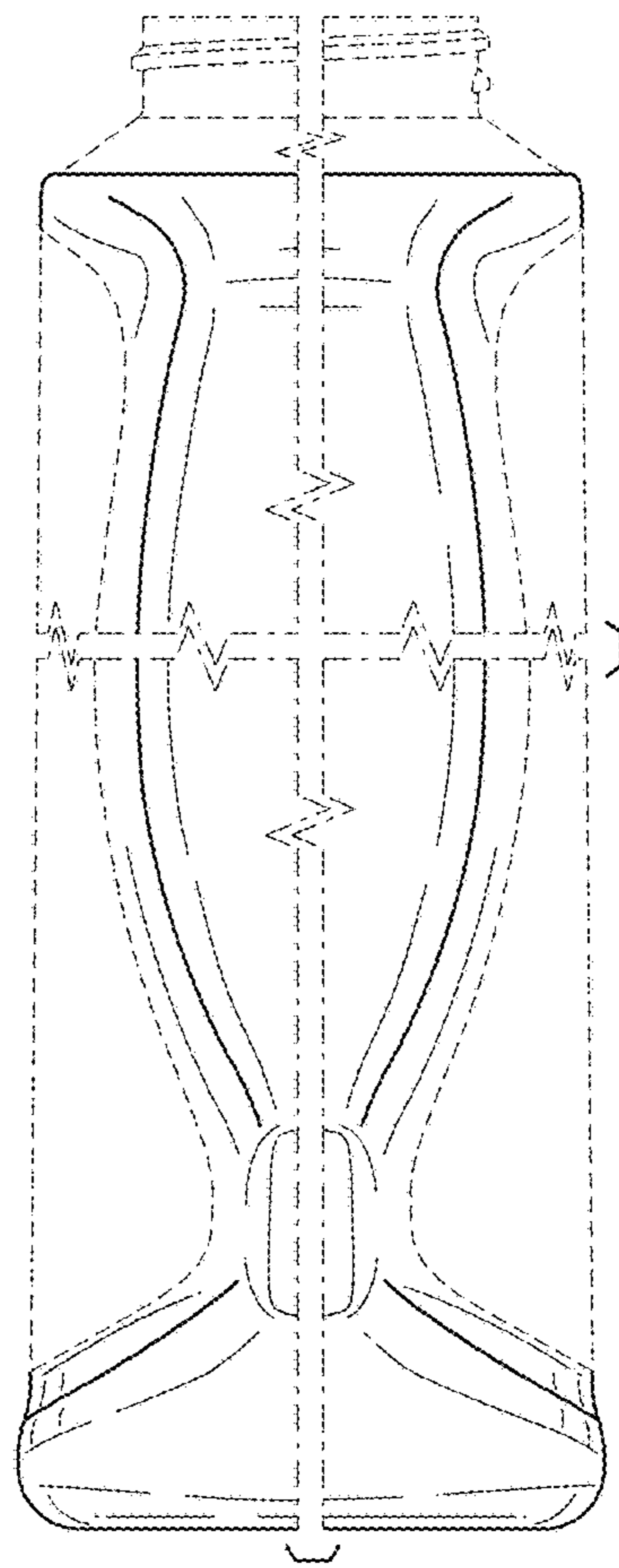


FIG. 6

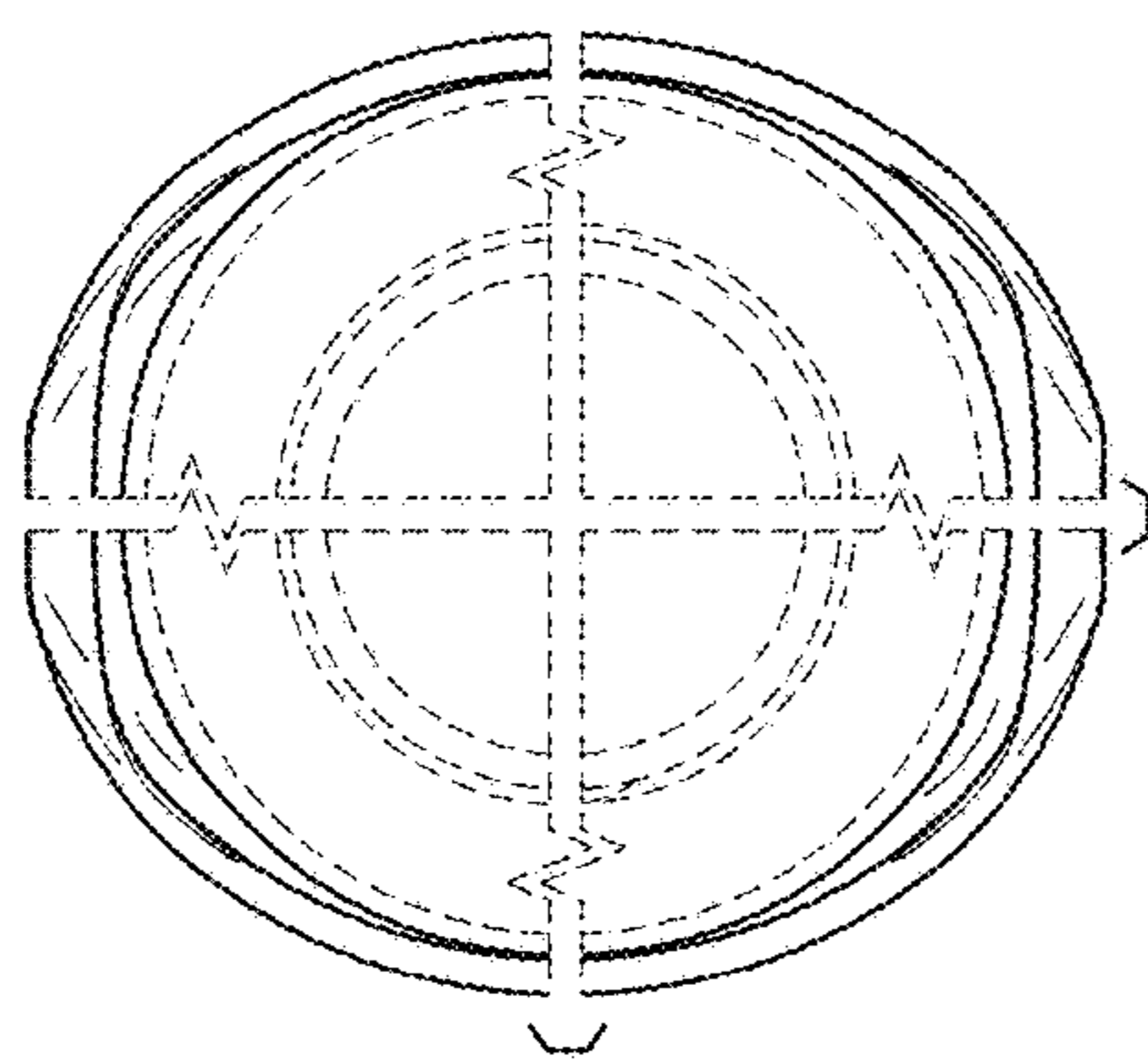


FIG. 7

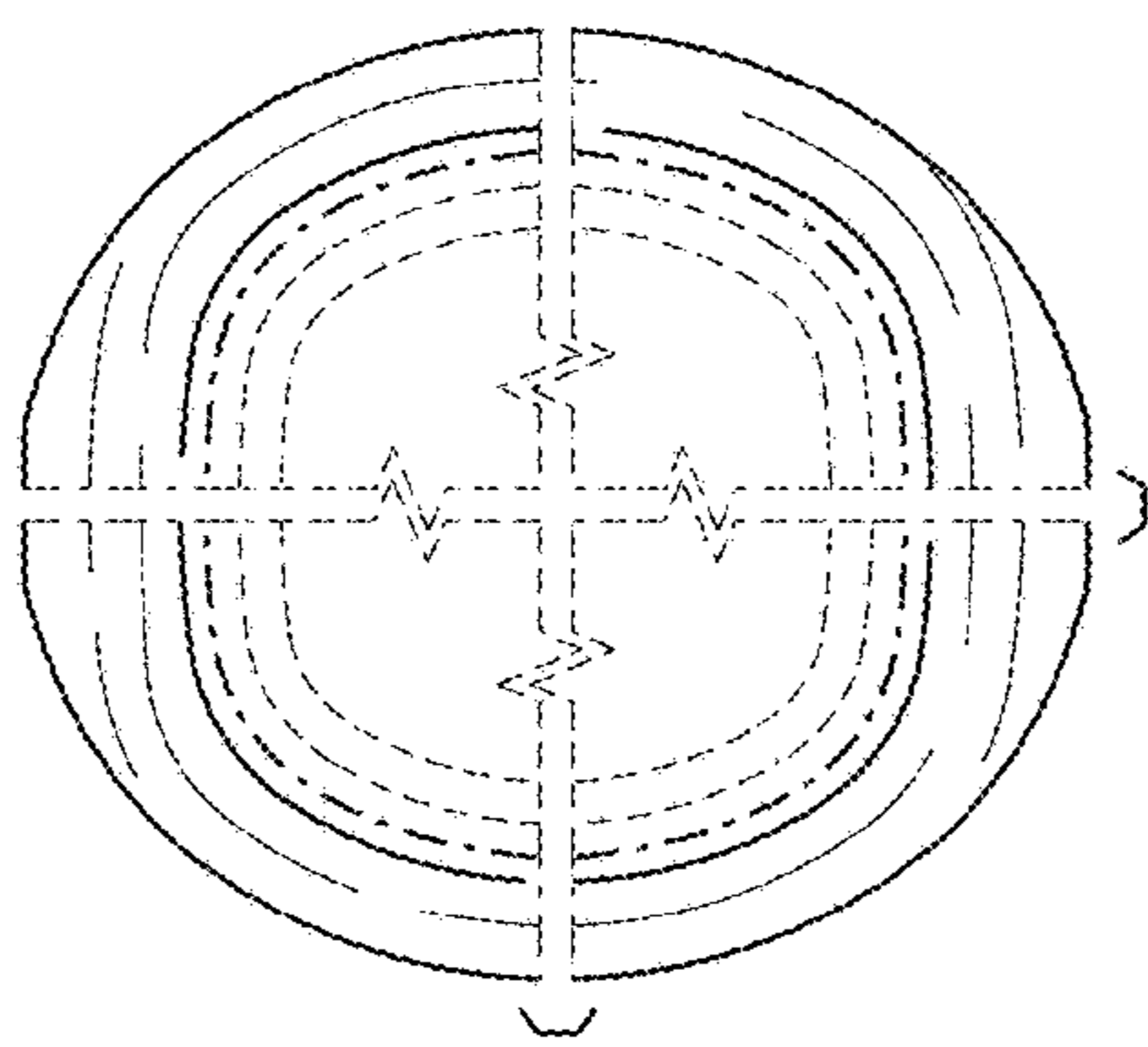


FIG. 8