



US00D856777S

(12) **United States Design Patent**
Castillo et al.

(10) **Patent No.:** **US D856,777 S**

(45) **Date of Patent:** **** Aug. 20, 2019**

(54) **HANDLE FOR A PRECONDITIONED AIR CONNECTOR FOR AN AIRCRAFT**

(71) Applicant: **Sage Parts Plus, Inc.**, Melville, NY (US)

(72) Inventors: **Ruddy Castillo**, Briarwood, NY (US); **Nehara Gulce Demir**, Astoria, NY (US); **Sohaib Hameed**, Bellerose, NY (US); **Michael K. Bloomfield**, Jericho, NY (US)

(73) Assignee: **Sage Parts Plus, Inc.**, Melville, NY (US)

(**) Term: **15 Years**

(21) Appl. No.: **29/648,646**

(22) Filed: **May 23, 2018**

(51) **LOC (12) Cl.** **08-06**

(52) **U.S. Cl.**
USPC **D8/310**

(58) **Field of Classification Search**
USPC D23/259, 262; D8/300, 307, 310, 312, D8/321-322, 382, 396; D12/345; 285/45, 148.22, 311, 320, 358, 394; 244/131, 53 B; 141/382-384, 386, 389, 141/391
CPC F16L 57/06; F16L 23/006
See application file for complete search history.

(56) **References Cited**

U.S. PATENT DOCUMENTS

- 3,432,191 A * 3/1969 Ludeman F16L 37/18 285/311
- 4,504,085 A * 3/1985 Sachleben, Sr. D01D 5/088 264/211.14
- 5,927,355 A * 7/1999 Kofflin F16L 37/20 141/113

- 6,182,721 B1 * 2/2001 Gregoryk F16L 37/00 141/113
- 6,289,949 B1 * 9/2001 Shumaker B64F 1/34 141/113
- 7,152,886 B2 * 12/2006 Janis F16L 37/127 285/311
- D565,151 S * 3/2008 Brown D23/213
- D592,288 S * 5/2009 Price D23/259
- D630,307 S * 1/2011 Rigolio D23/262
- 8,240,718 B2 * 8/2012 Morton F16L 23/036 285/312
- 8,439,296 B2 * 5/2013 Thompson F16L 23/006 141/382

(Continued)

Primary Examiner — Eric L Goodman

Assistant Examiner — Amy C Wierenga

(74) *Attorney, Agent, or Firm* — Hoffmann and Baron, LLP

(57) **CLAIM**

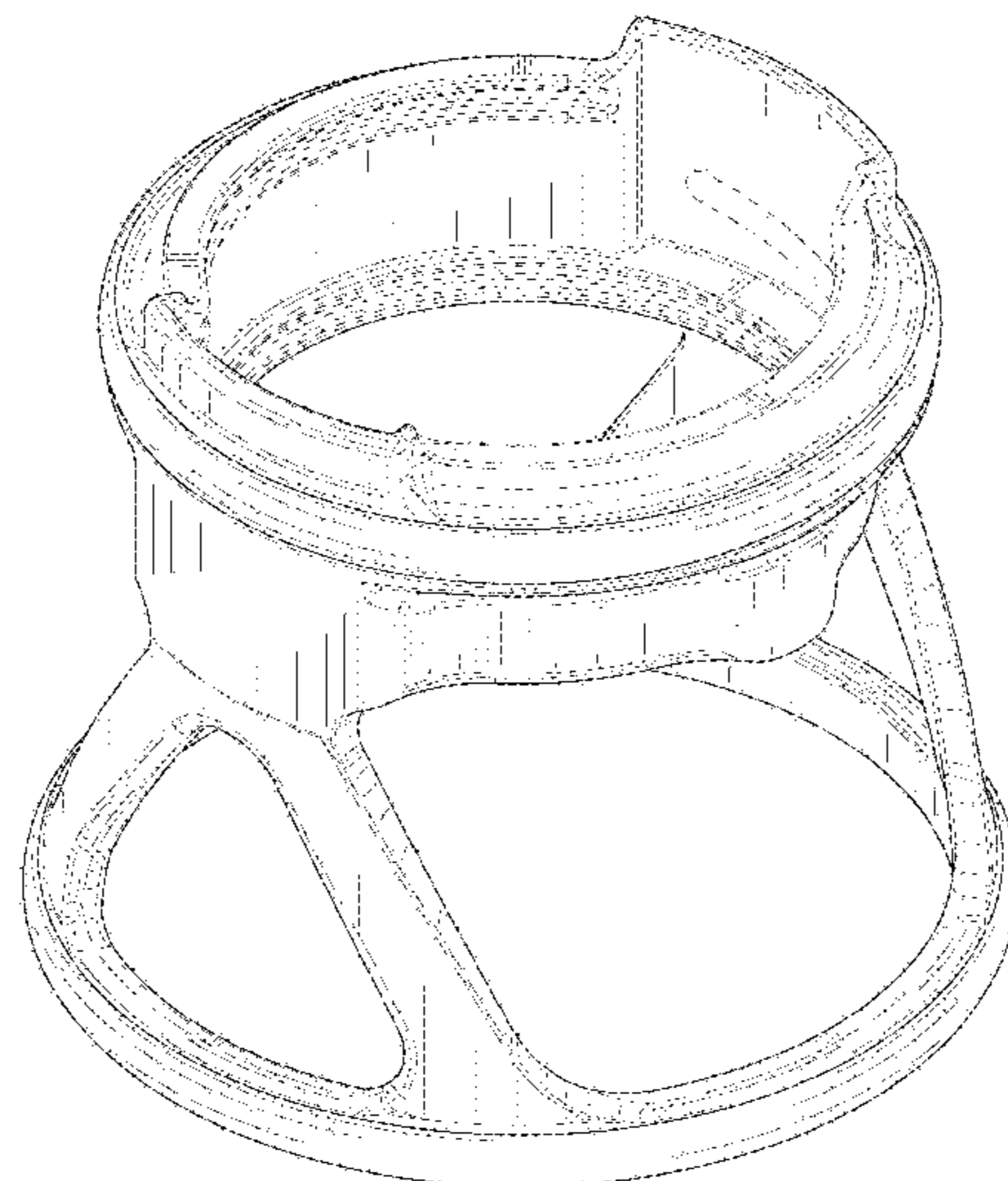
The ornamental design for a handle for a preconditioned air connector for an aircraft, as shown and described.

DESCRIPTION

FIG. 1 is a bottom perspective view of a handle for a pre-conditioned air connector for an aircraft in accordance with the invention;
FIG. 2 is a top perspective view thereof;
FIG. 3 is a front view thereof;
FIG. 4 is a right side elevation view thereof;
FIG. 5 is a rear view thereof;
FIG. 6 is a left side view thereof;
FIG. 7 is a top elevation view thereof; and,
FIG. 8 is a bottom elevation thereof.

The broken lines shown in FIG. 1 illustrate environment that forms no part of the claim. The broken lines shown in FIG. 2 represent portions of the handle for a preconditioned air connector for an aircraft that form no part of the claimed design.

1 Claim, 8 Drawing Sheets



(56)

References Cited

U.S. PATENT DOCUMENTS

2004/0262918 A1* 12/2004 Janis F16L 37/127
285/320
2011/0042939 A1* 2/2011 Mustar F16L 27/0828
285/148.15
2011/0175350 A1* 7/2011 Thompson B64F 1/362
285/405

* cited by examiner

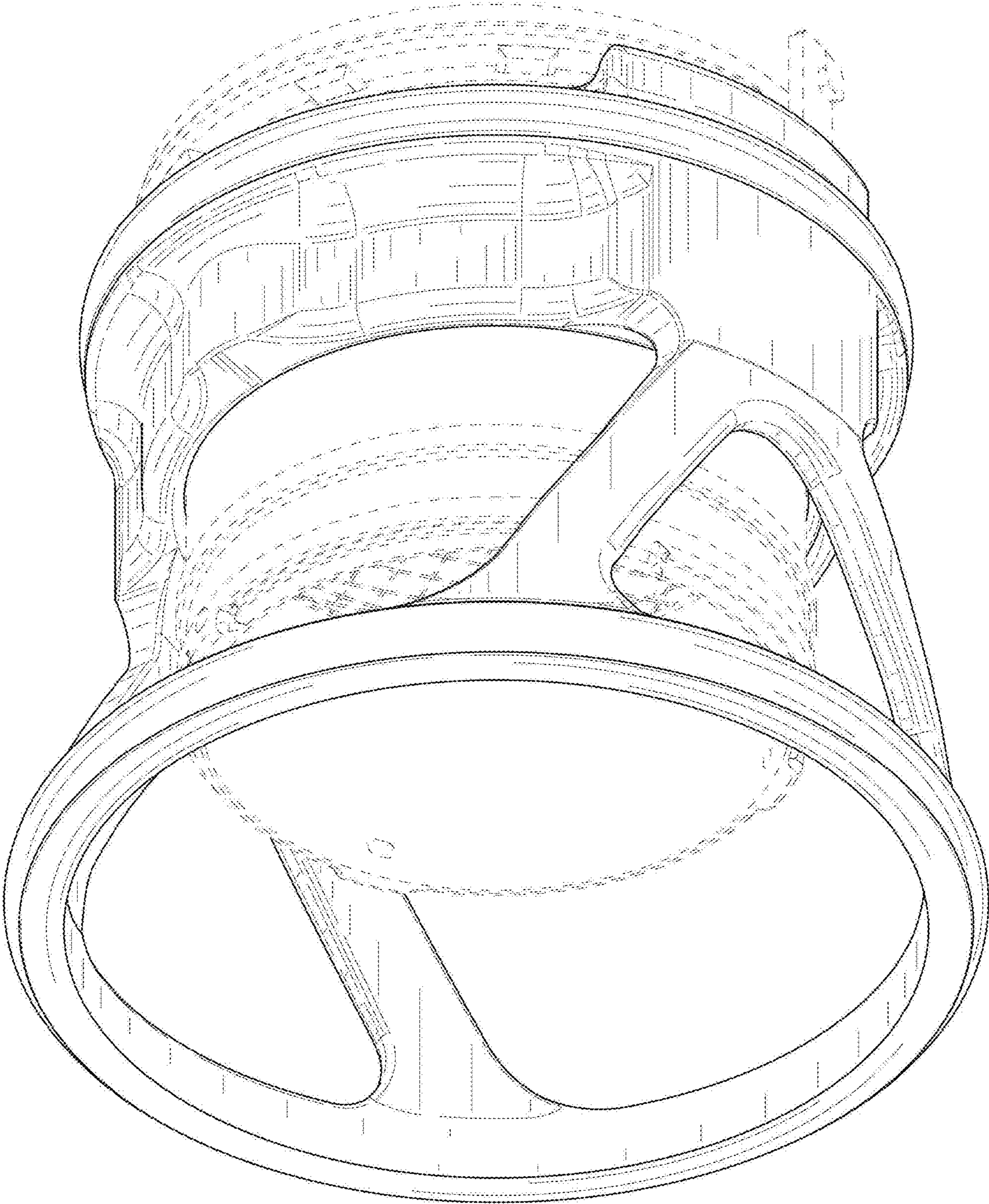


FIG. 1

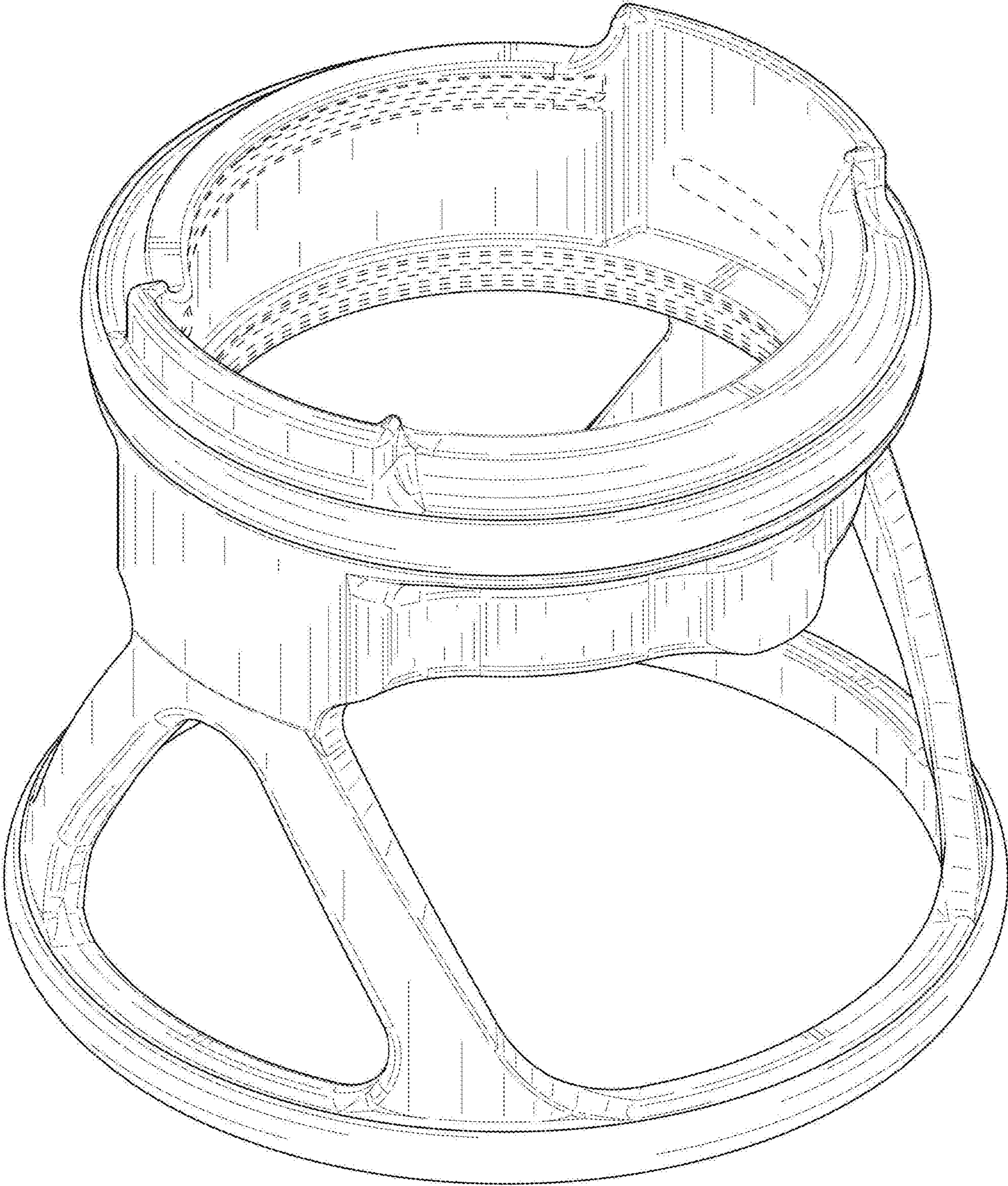


FIG. 2

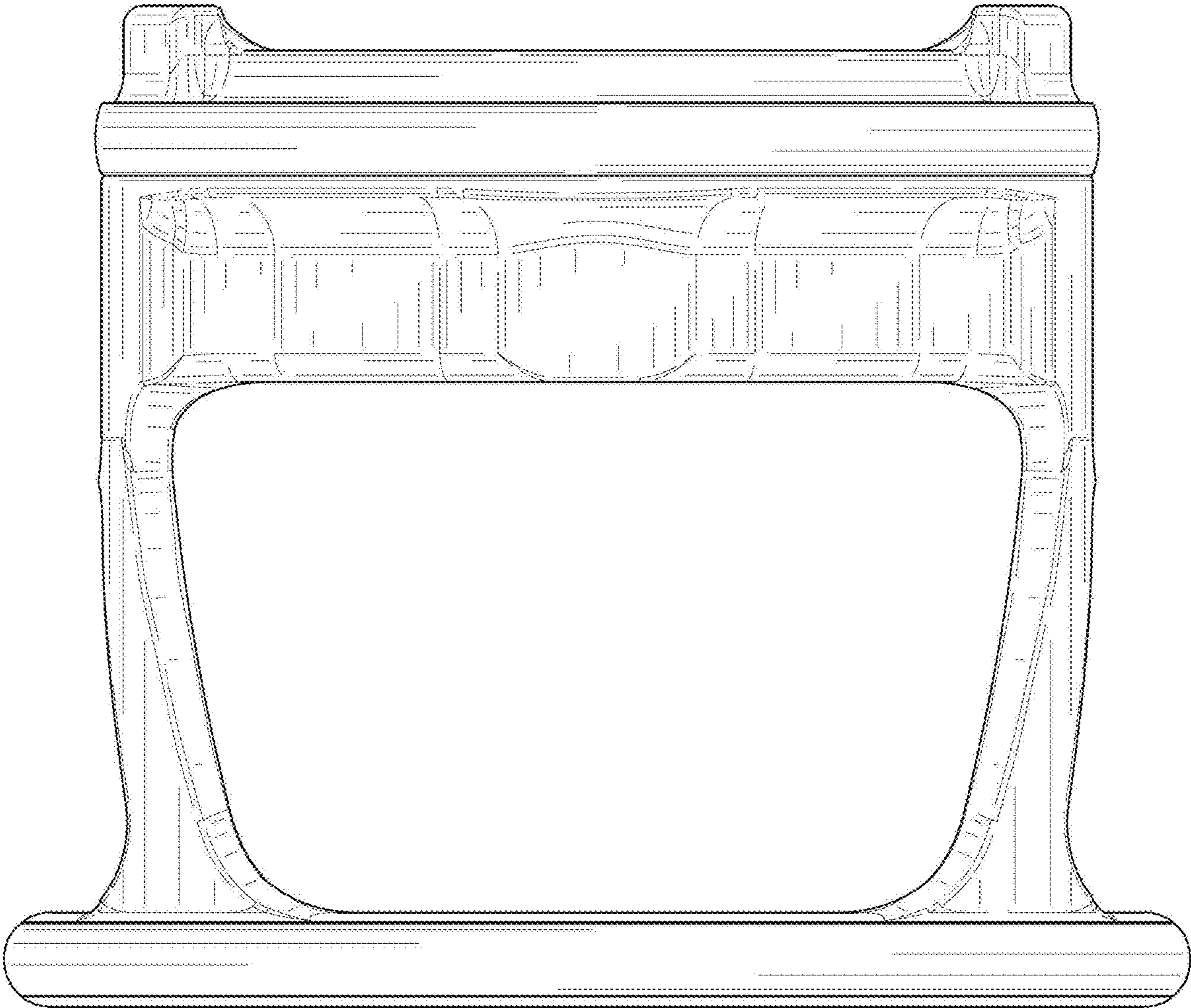


FIG. 3




FIG. 4




FIG. 5




FIG. 6

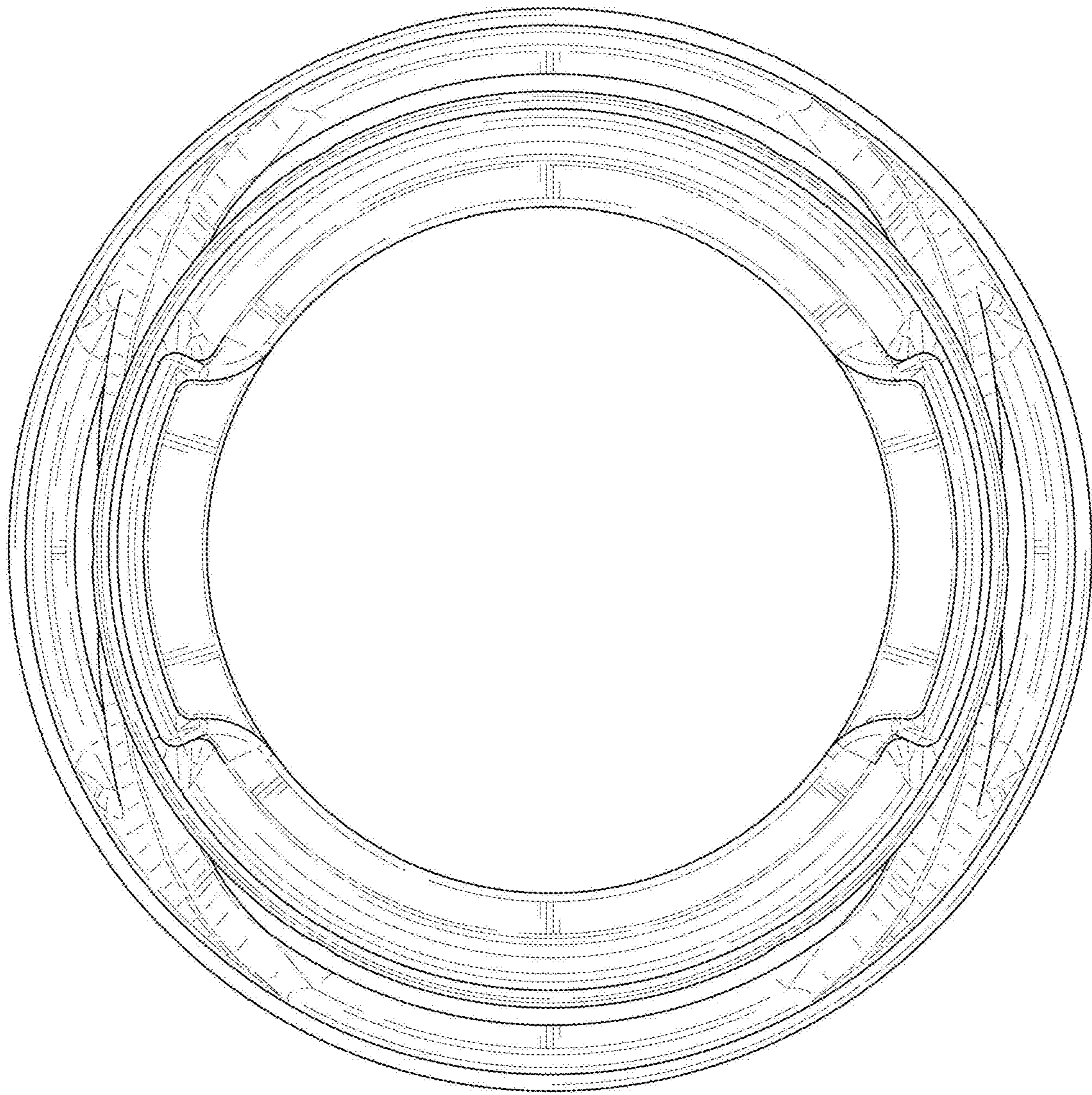


FIG. 7

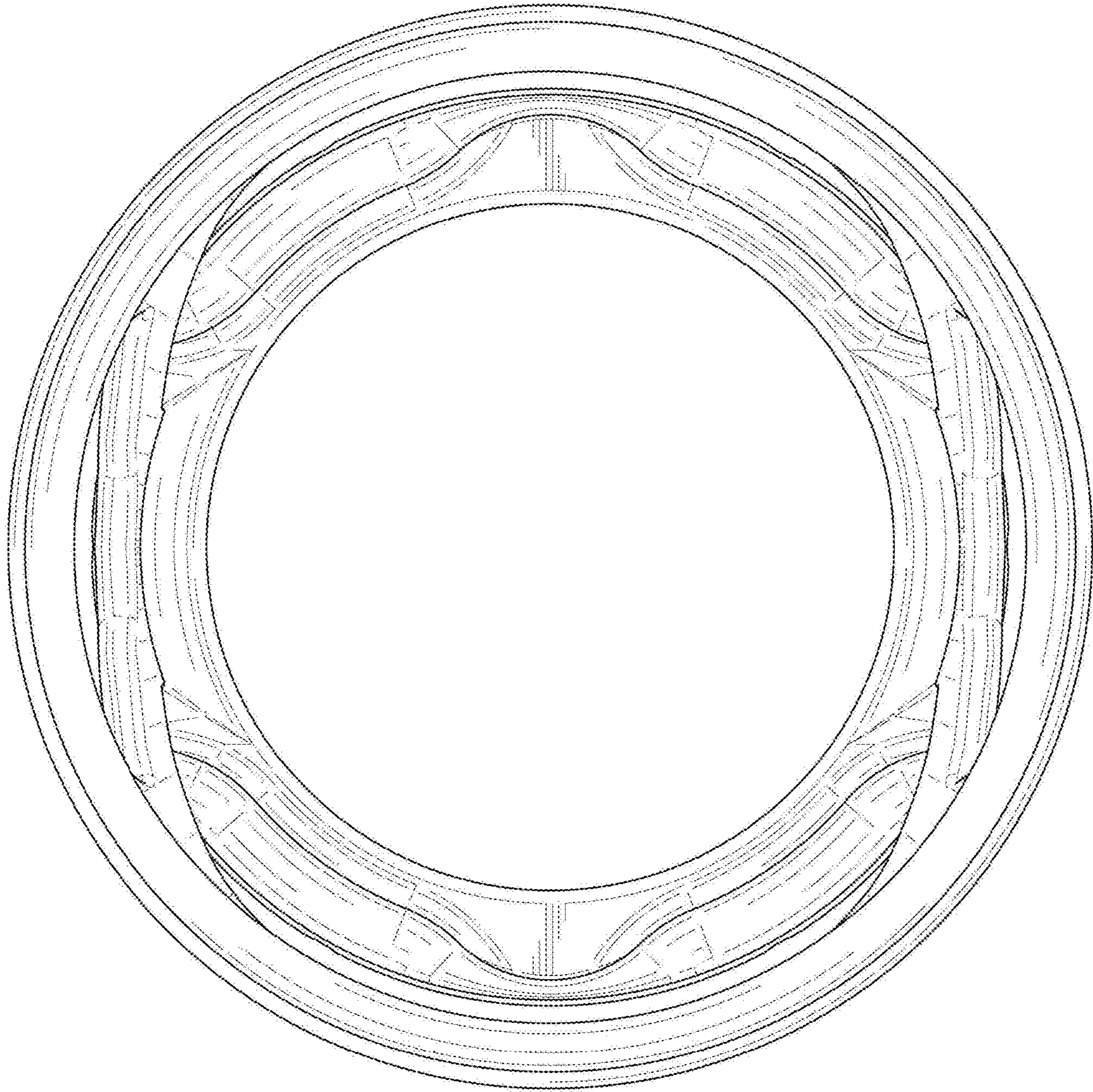


FIG. 8