



US00D856764S

(12) **United States Design Patent**
Dangler

(10) **Patent No.:** **US D856,764 S**

(45) **Date of Patent:** **** Aug. 20, 2019**

(54) **COASTER**

(71) Applicant: **The Kentucky Double LLC**, Waddy, KY (US)

(72) Inventor: **Christopher Dillon Dangler**, Waddy, KY (US)

(73) Assignee: **THE KENTUCKY DOUBLE LLC**, Waddy, KY (US)

(**) Term: **15 Years**

(21) Appl. No.: **29/642,311**

(22) Filed: **Mar. 28, 2018**

(51) **LOC (12) Cl.** **07-06**

(52) **U.S. Cl.**
USPC **D7/701**; D27/109; D27/126

(58) **Field of Classification Search**
USPC D7/701–708, 619.1–625, 387, 388, 389;
D27/102, 108, 109, 125, 126
CPC A47G 23/0309; A47G 23/0313; A47G
23/0316; A47G 23/032; A47G 23/03;
B60N 3/106; B60N 3/102; A47B 91/12;
A24F 19/00; A24F 19/0014; A24F
19/0042; A24F 19/0035; A24F 19/0071;
A24F 19/0078; A24F 19/14
See application file for complete search history.

(56) **References Cited**

U.S. PATENT DOCUMENTS

D179,410 S * 12/1956 Burke D27/126
D243,142 S * 1/1977 Chmela D27/104
D263,784 S * 4/1982 Butler D27/126
5,325,876 A * 7/1994 Yang A24F 19/0042
131/231

D444,683 S * 7/2001 Corrion D12/420
D499,029 S * 11/2004 Maarberg D10/46.3
7,487,945 B2 * 2/2009 Liu B60N 3/106
224/926
D592,911 S * 5/2009 Buchanan D7/605
D707,503 S * 6/2014 Dorn D7/701
D777,528 S * 1/2017 Landphere D12/419
2009/0188511 A1 * 7/2009 Wu A24F 19/14
131/231

* cited by examiner

Primary Examiner — Terry A Wallace

(74) *Attorney, Agent, or Firm* — Middleton Reutlinger

(57) **CLAIM**

The ornamental design for a coaster, as shown and described.

DESCRIPTION

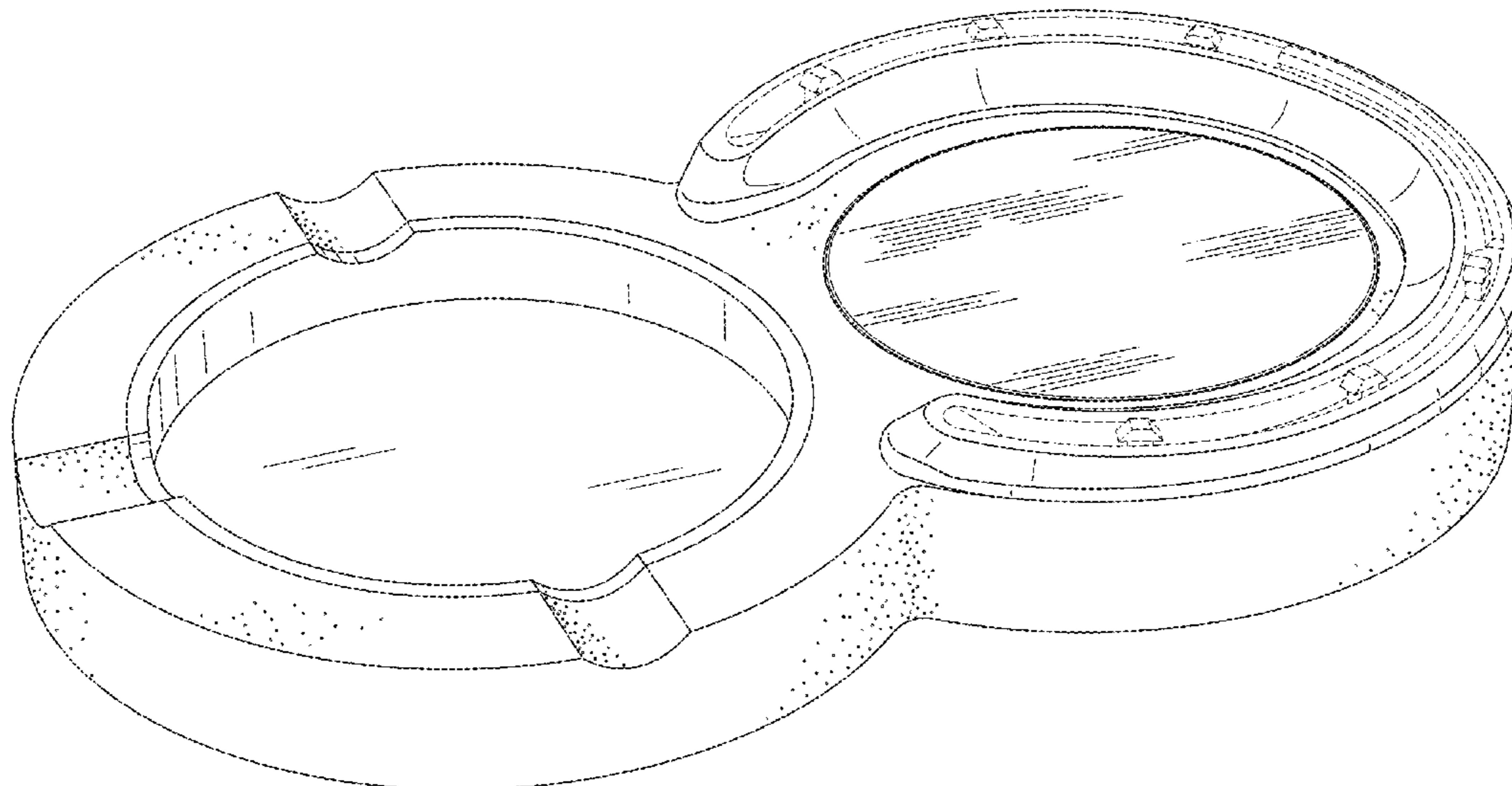
FIG. 1 is an upper perspective view of a coaster design; FIG. 2 is a top view of the coaster design of FIG. 1; FIG. 3 is a first side view of the coaster design of FIG. 1; FIG. 4 is a second side view of the coaster design of FIG. 1; FIG. 5 is a front view of the coaster design of FIG. 1; and, FIG. 6 is a rear view of the coaster of FIG. 1.

The details shown in broken lines form no part of the claimed design.

The stippling illustrated in the drawings is provided merely to highlight the contour of the design; it is not intended to be illustrative of texture or gloss.

The more closely-spaced shade lines in the drawings represents a change in material, color, or texture from the surrounding structure.

1 Claim, 6 Drawing Sheets



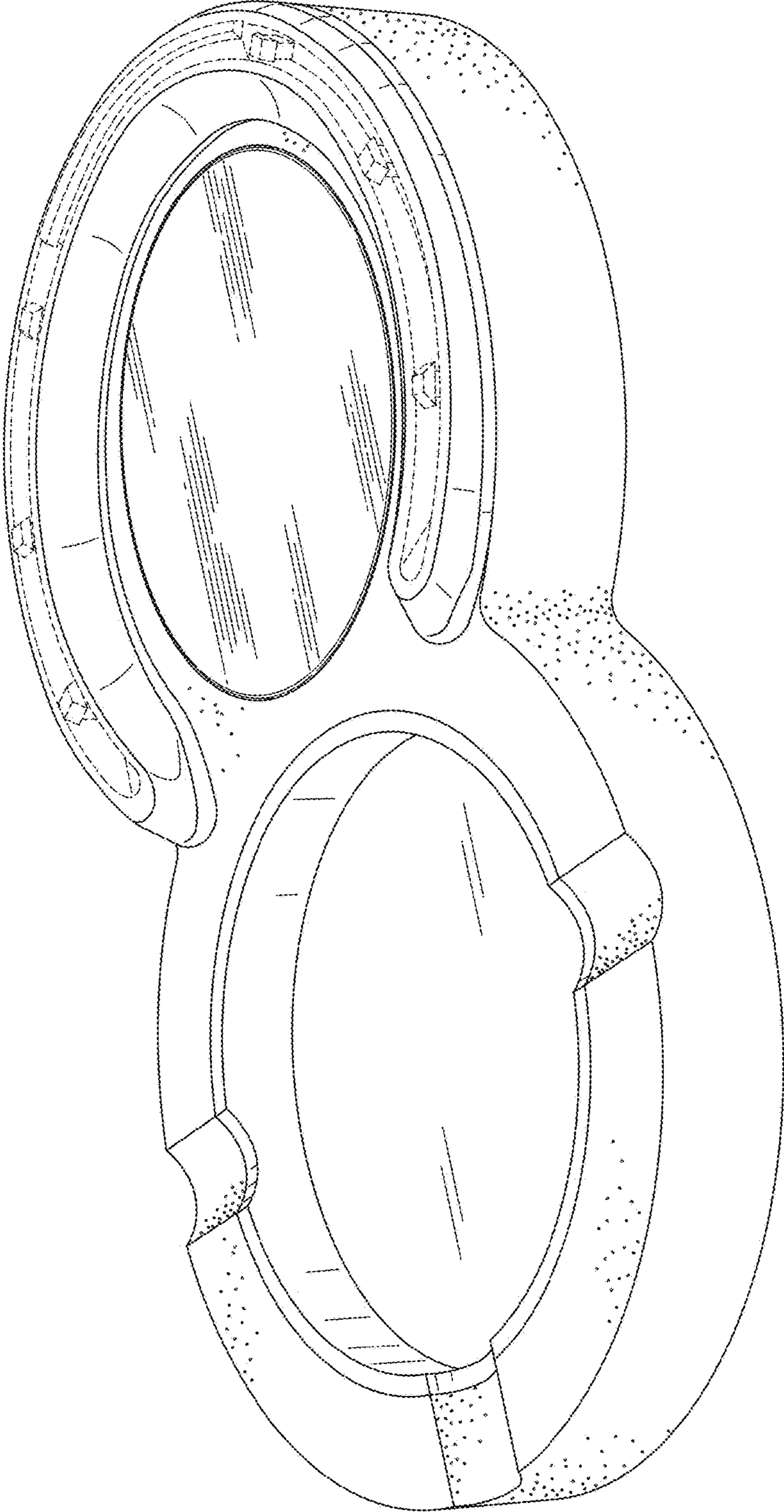


FIG. 1

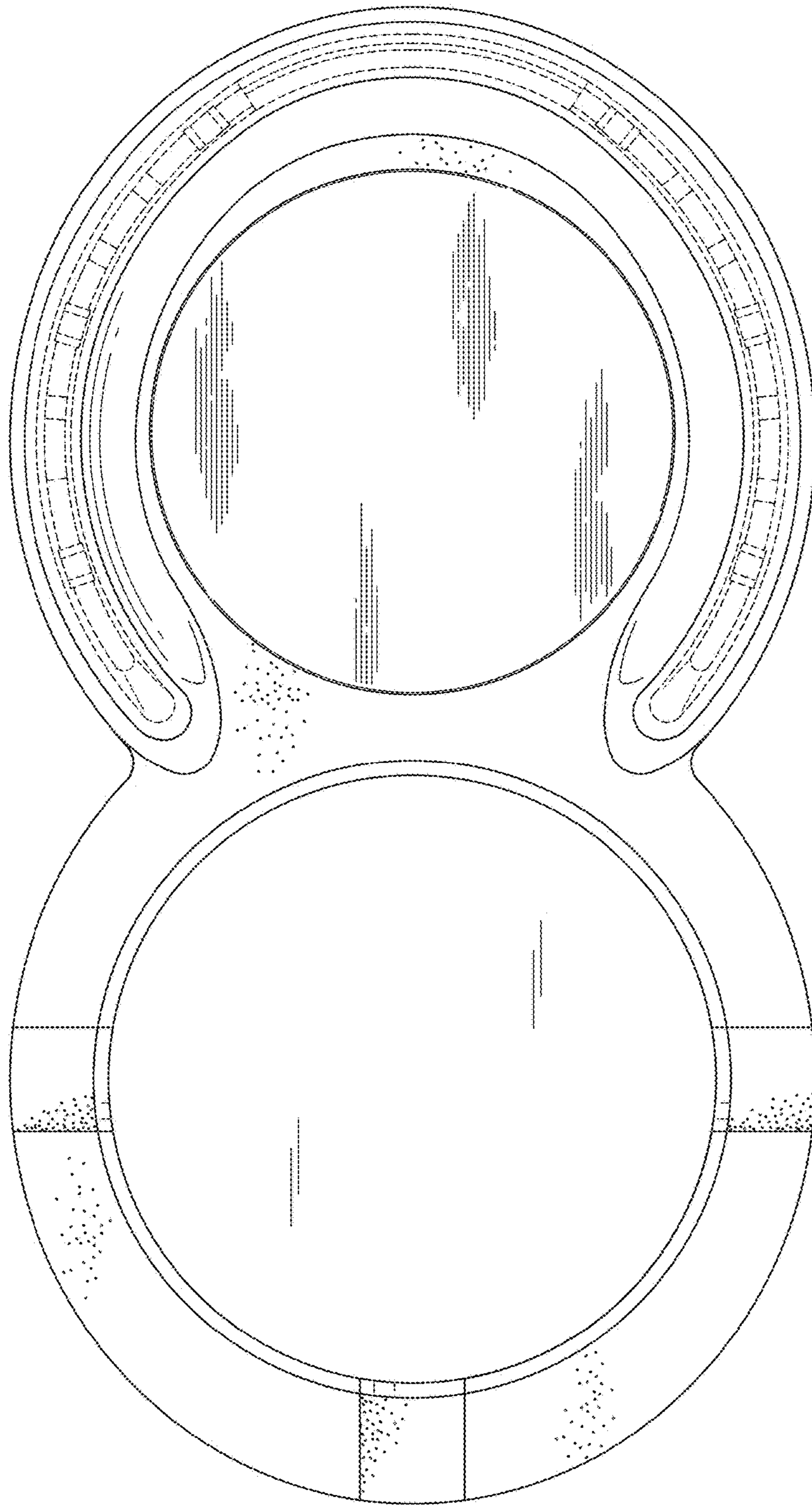


FIG. 2




FIG. 3

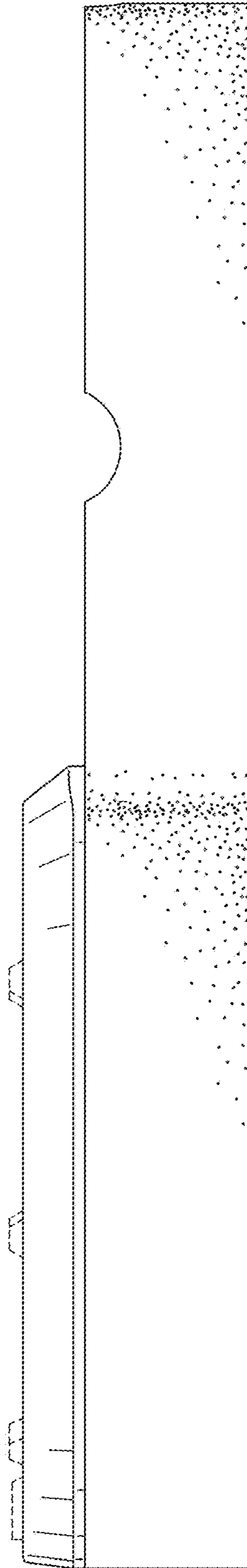


FIG. 4

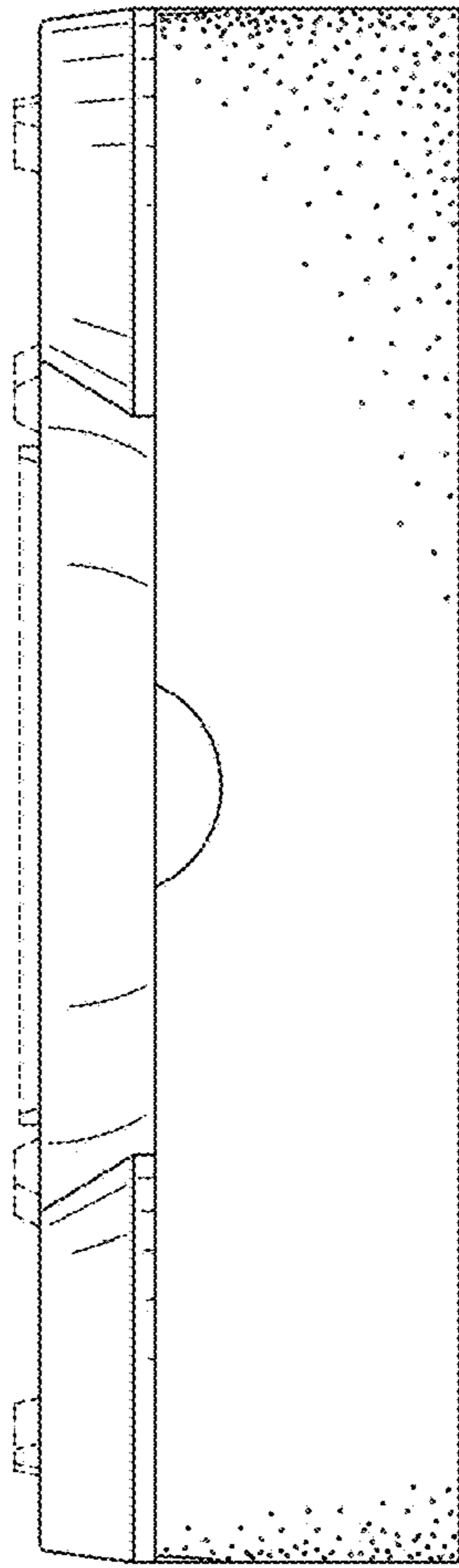


FIG. 5




FIG. 6