



US00D856762S

(12) **United States Design Patent**  
**Dangler**

(10) **Patent No.:** **US D856,762 S**

(45) **Date of Patent:** **\*\* Aug. 20, 2019**

(54) **COASTER**

(71) Applicant: **The Kentucky Double LLC**, Waddy, KY (US)

(72) Inventor: **Christopher Dillon Dangler**, Waddy, KY (US)

(73) Assignee: **THE KENTUCKY DOUBLE LLC**, Waddy, KY (US)

(\*\*) Term: **15 Years**

(21) Appl. No.: **29/642,309**

(22) Filed: **Mar. 28, 2018**

(51) **LOC (12) Cl.** ..... **07-06**

(52) **U.S. Cl.**  
USPC ..... **D7/701**; D27/109; D27/126

(58) **Field of Classification Search**  
USPC ..... D7/701-708, 619.1-625, 387, 388, 389;  
D27/102, 108, 109, 125, 126  
CPC ..... A47G 23/0309; A47G 23/0313; A47G 23/0316;  
A47G 23/032; A47G 23/03; B60N 3/106; B60N 3/102;  
A47B 91/12; A24F 19/00; A24F 19/0014; A24F 19/0042;  
A24F 19/0035; A24F 19/0071; A24F 19/0078; A24F 19/14

See application file for complete search history.

(56) **References Cited**

**U.S. PATENT DOCUMENTS**

D179,410 S \* 12/1956 Burke ..... D27/126  
D243,142 S \* 1/1977 Chmela ..... D27/104

D263,784 S \* 4/1982 Butler ..... D27/126  
5,325,876 A \* 7/1994 Yang ..... A24F 19/0042  
131/231  
D444,683 S \* 7/2001 Corrion ..... D12/420  
D499,029 S \* 11/2004 Maarberg ..... D10/46.3  
7,487,945 B2 \* 2/2009 Liu ..... B60N 3/106  
224/926  
D592,911 S \* 5/2009 Buchanan ..... D7/605  
D707,503 S \* 6/2014 Dorn ..... D7/701  
D777,528 S \* 1/2017 Landphere ..... D12/419  
2009/0188511 A1 \* 7/2009 Wu ..... A24F 19/14  
131/231

\* cited by examiner

*Primary Examiner* — Terry A Wallace

(74) *Attorney, Agent, or Firm* — Middleton Reutlinger

(57) **CLAIM**

The ornamental design for a coaster, as shown and described.

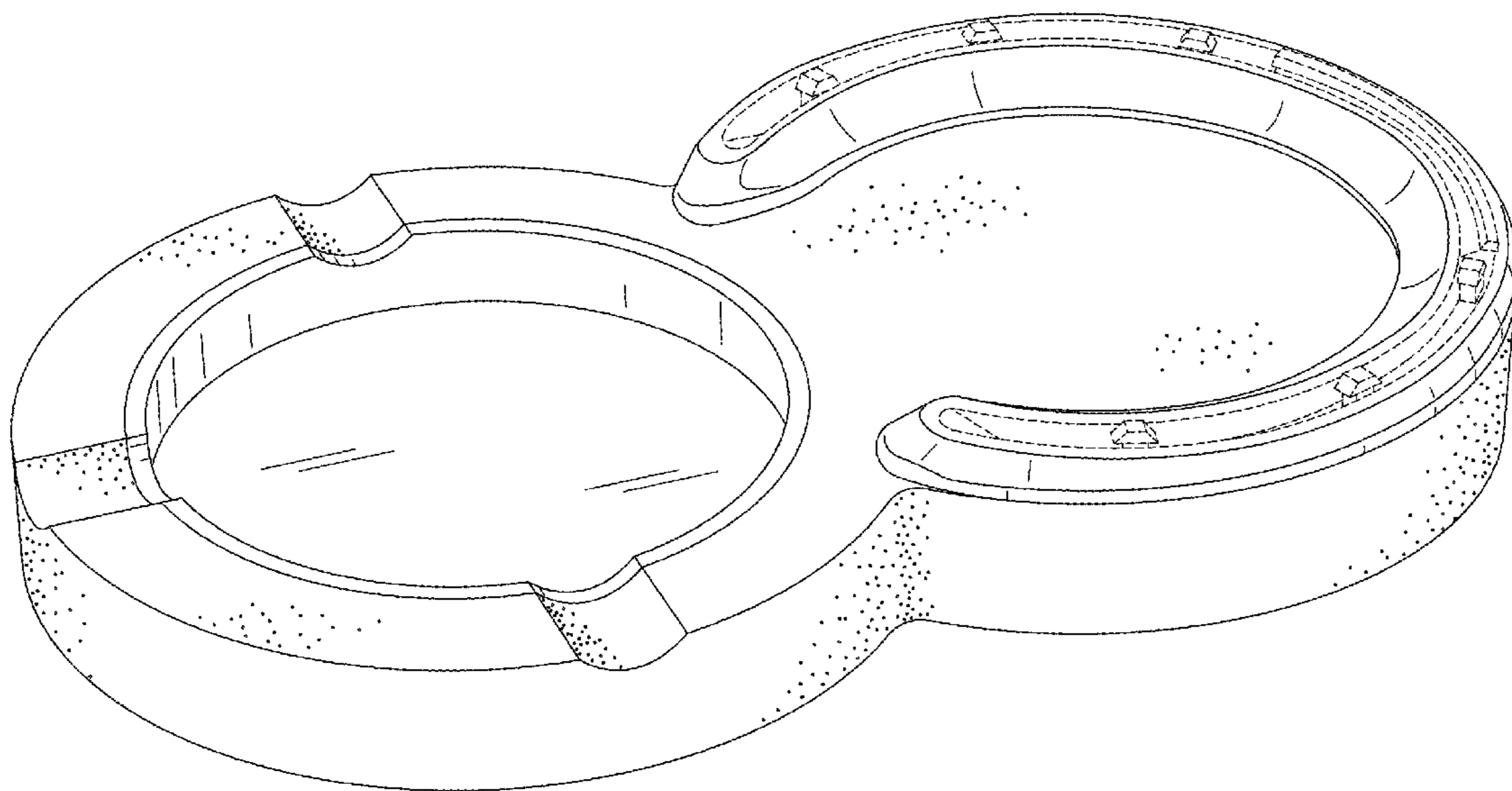
**DESCRIPTION**

FIG. 1 is an upper perspective view of a coaster design; FIG. 2 is a top view of the coaster design of FIG. 1; FIG. 3 is a first side view of the coaster design of FIG. 1; FIG. 4 is a second side view of the coaster design of FIG. 1; FIG. 5 is a front view of the coaster design of FIG. 1; and, FIG. 6 is a rear view of the coaster of FIG. 1.

The details shown in broken lines form no part of the claimed design.

The stippling illustrated in the drawings is provided merely to highlight the contour of the design; it is not intended to be illustrative of texture or gloss.

**1 Claim, 6 Drawing Sheets**



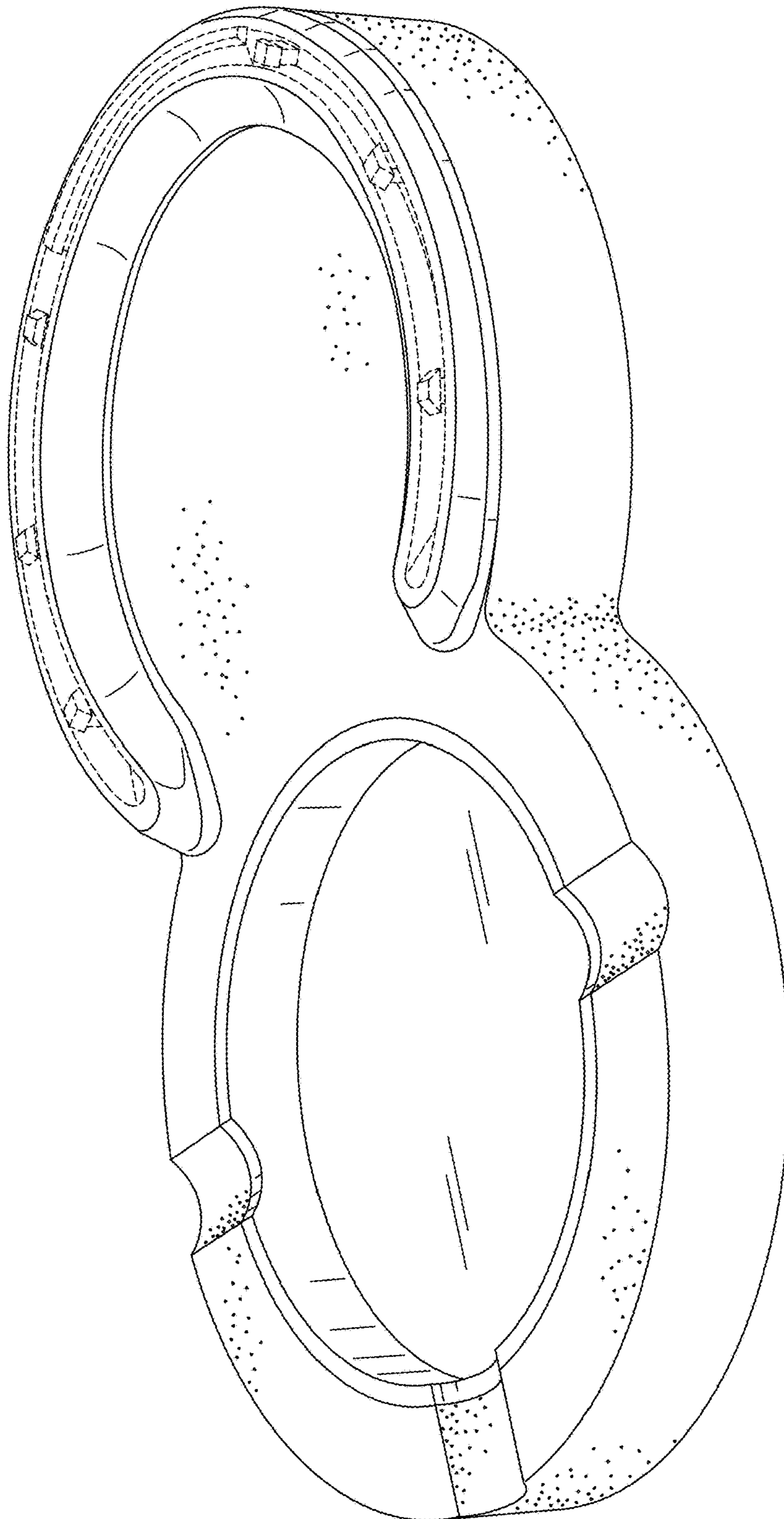


FIG. 1

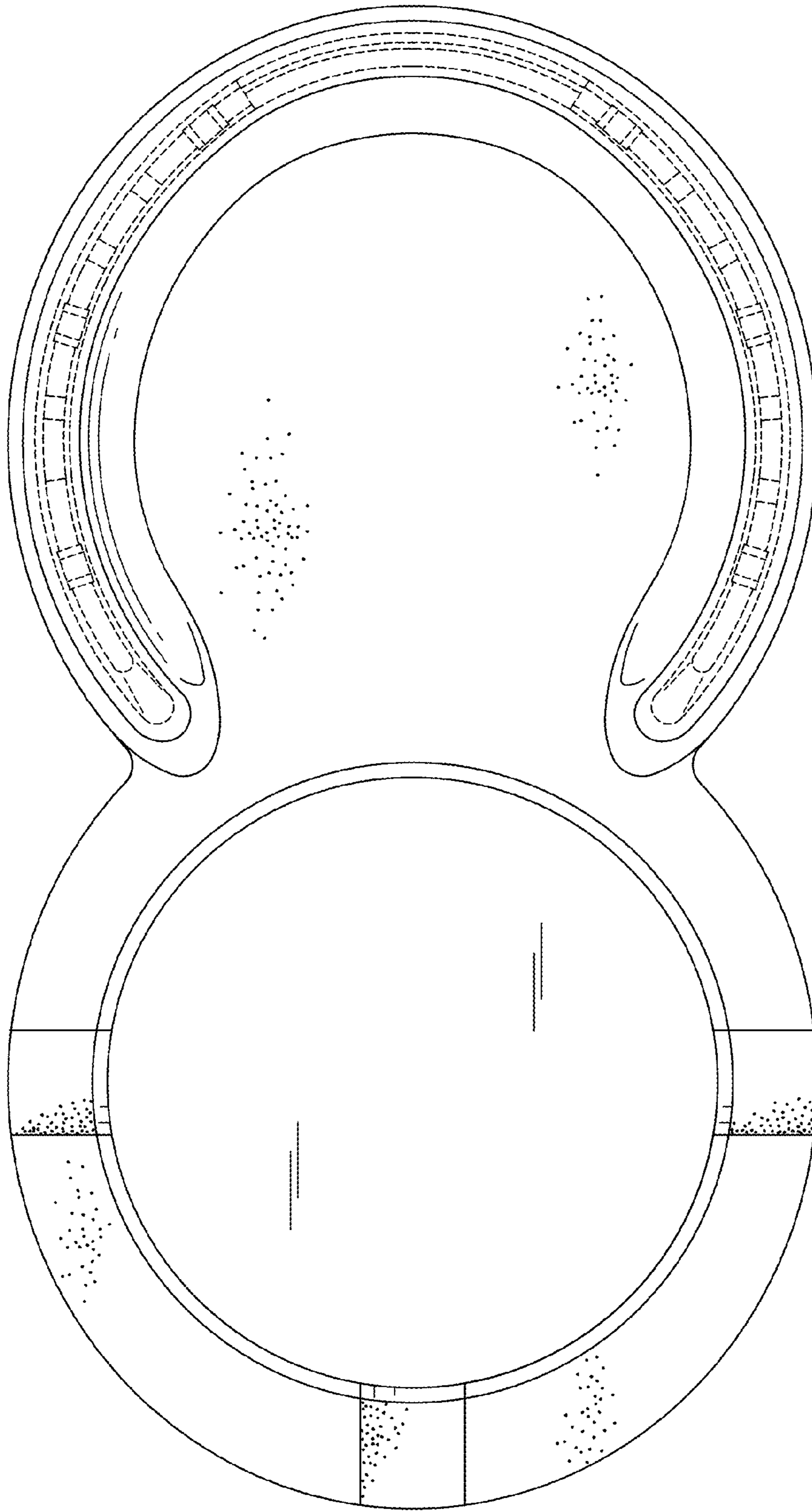


FIG. 2




FIG. 3

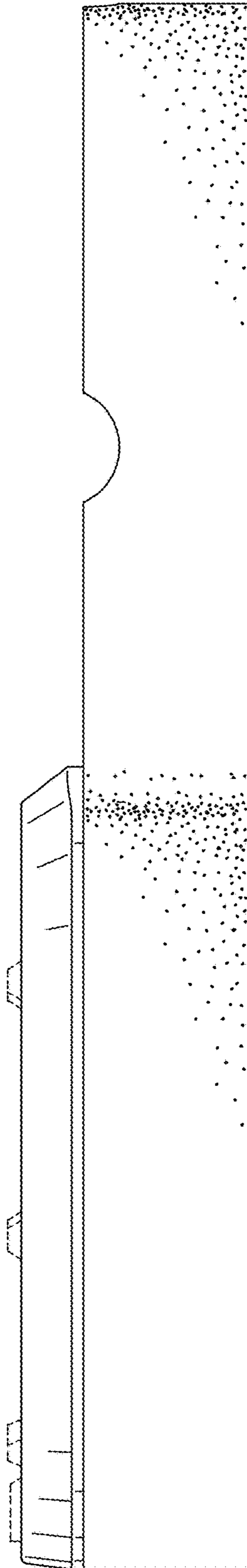


FIG. 4

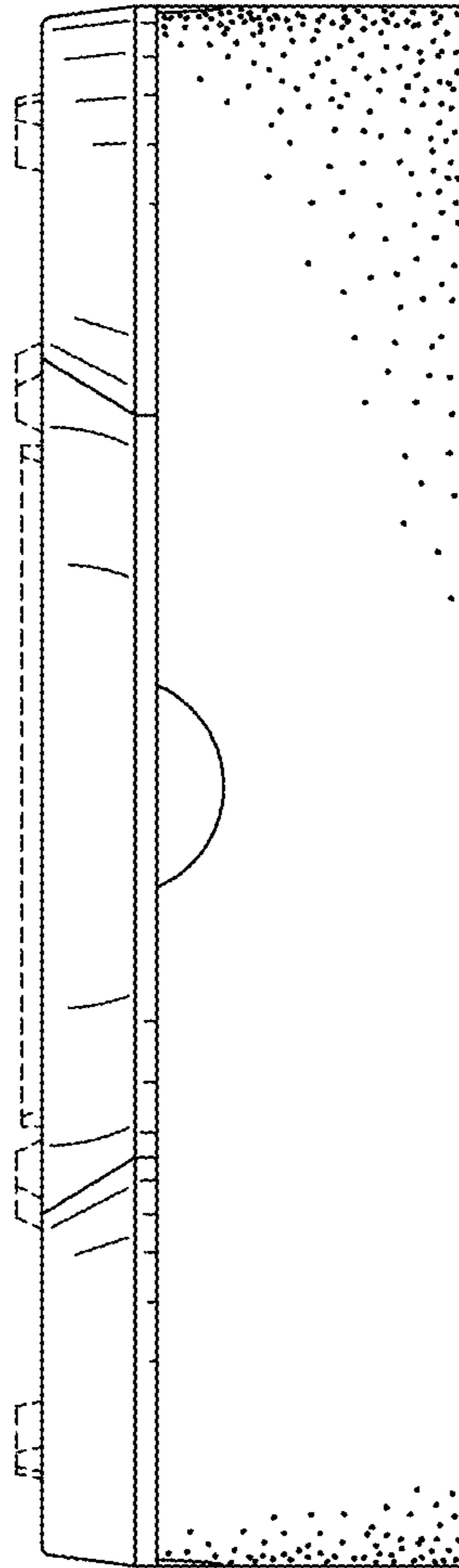


FIG. 5




FIG. 6