



US00D856742S

(12) **United States Design Patent**
Mano

(10) **Patent No.:** **US D856,742 S**

(45) **Date of Patent:** **** Aug. 20, 2019**

(54) **INDUCTION HEATING COOKER**
(71) Applicant: **IRIS OHYAMA INC.**, Sendai-shi,
Miyagi (JP)

D782,869 S * 4/2017 Davenport D7/402
D790,910 S * 7/2017 Hosoda D7/362
D832,028 S * 10/2018 Hosoda D7/363

(Continued)

(72) Inventor: **Kazunori Mano**, Kakuda (JP)
(73) Assignee: **IRIS OHYAMA INC.**, Sendai-shi (JP)

FOREIGN PATENT DOCUMENTS

JP 7241242 11/2008

(**) Term: **15 Years**

OTHER PUBLICATIONS

(21) Appl. No.: **29/646,457**

An Office Action; "Notice of Allowance," issued by the Japanese Patent Office on Mar. 6, 2018, which corresponds to Japanese Design Application No. 2017-026455; with English language Concise Explanation.

(22) Filed: **May 4, 2018**

(Continued)

(30) **Foreign Application Priority Data**

Nov. 28, 2017 (JP) 2017-026455

(51) **LOC (12) Cl.** **07-02**

(52) **U.S. Cl.**
USPC **D7/367**; D7/346; D7/362; D7/363

(58) **Field of Classification Search**
USPC D7/323, 337, 339, 341, 346, 352,
D7/354-355, 362-367, 402, 407, 409-411
CPC A21B 1/06; A21B 1/50; A21B 1/52; A47J
37/04; A47J 37/06; A47J 37/015; A47J
37/067; A47J 37/0611; A47J 37/0629;
A47J 37/0676; F24C 7/06; F24C 7/083;
F24C 15/02; F24C 15/166; H05B 3/20;
H05B 3/40; H05B 6/1209

See application file for complete search history.

Primary Examiner — Ricky Pham

(74) *Attorney, Agent, or Firm* — Studebaker & Brackett
PC

(57) **CLAIM**

The ornamental design for an induction heating cooker, as shown and described.

DESCRIPTION

FIG. 1 is a front, top, and right-side perspective view of an induction heating cooker showing my new design;
FIG. 2 is a front view thereof;
FIG. 3 is a rear view thereof;
FIG. 4 is a top view thereof;
FIG. 5 is a bottom view thereof;
FIG. 6 is a right-side view thereof;
FIG. 7 is a left-side view thereof; and,
FIG. 8 is a cross-sectional view taken along line 8-8 in FIG. 2, in which an internal mechanism is omitted.

The broken lines shown represent unclaimed subject matter of the induction heating cooker and form no part of the claimed design.

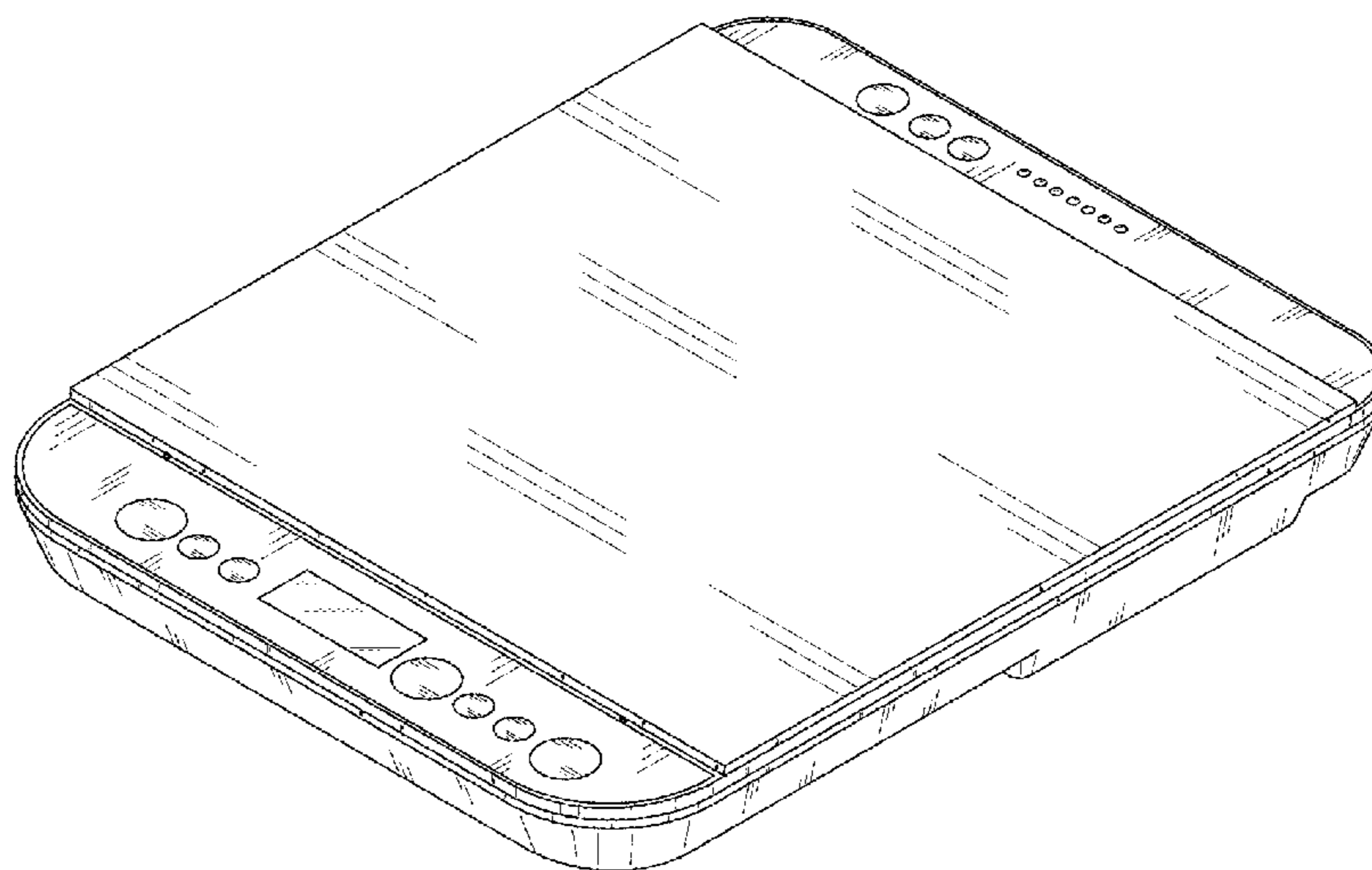
The induction heating cooker has two controlling portions sandwiching a heating portion therebetween on an upper surface.

(56) **References Cited**

U.S. PATENT DOCUMENTS

D236,183 S * 8/1975 Greger D7/363
D261,849 S * 11/1981 Funaki D7/367
D285,523 S * 9/1986 Ayukawa D7/367
D289,847 S * 5/1987 Okamoto D7/363
D326,387 S * 5/1992 Monitto D7/346
D501,117 S * 1/2005 Bassill D7/367
D580,701 S * 11/2008 Wojcik D7/367
D644,867 S * 9/2011 Janvier D7/362

1 Claim, 8 Drawing Sheets



(56)

References Cited

U.S. PATENT DOCUMENTS

D833,208 S * 11/2018 Yang D7/363
D836,384 S * 12/2018 Hosoda D7/363

OTHER PUBLICATIONS

Ryohin Keikaku Co., Ltd.; publications on website, 7241242,
(Japan Patent Office Design Patent Department, publicly known
reference No. HJ20041661).

* cited by examiner

FIG. 1

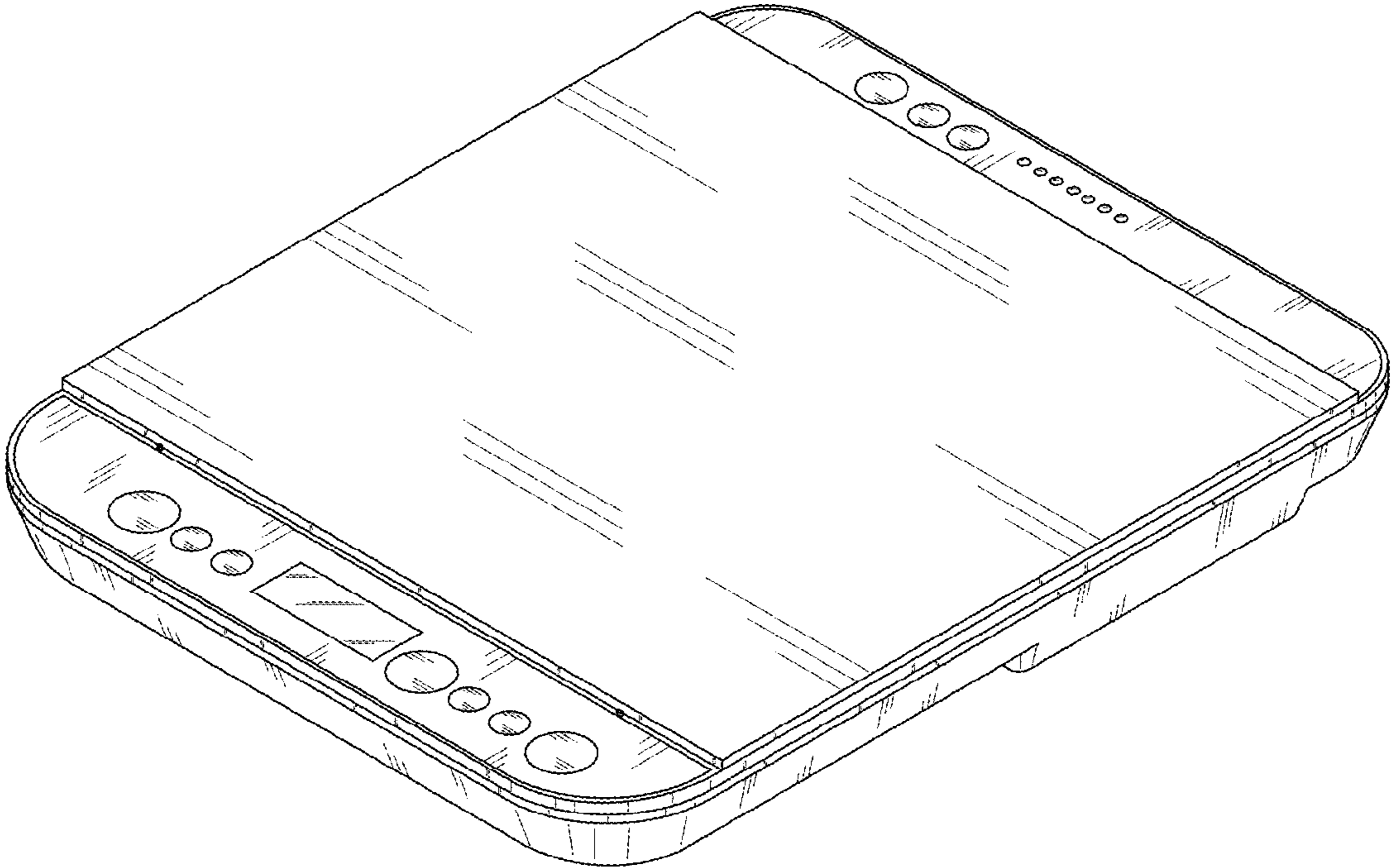


FIG. 2

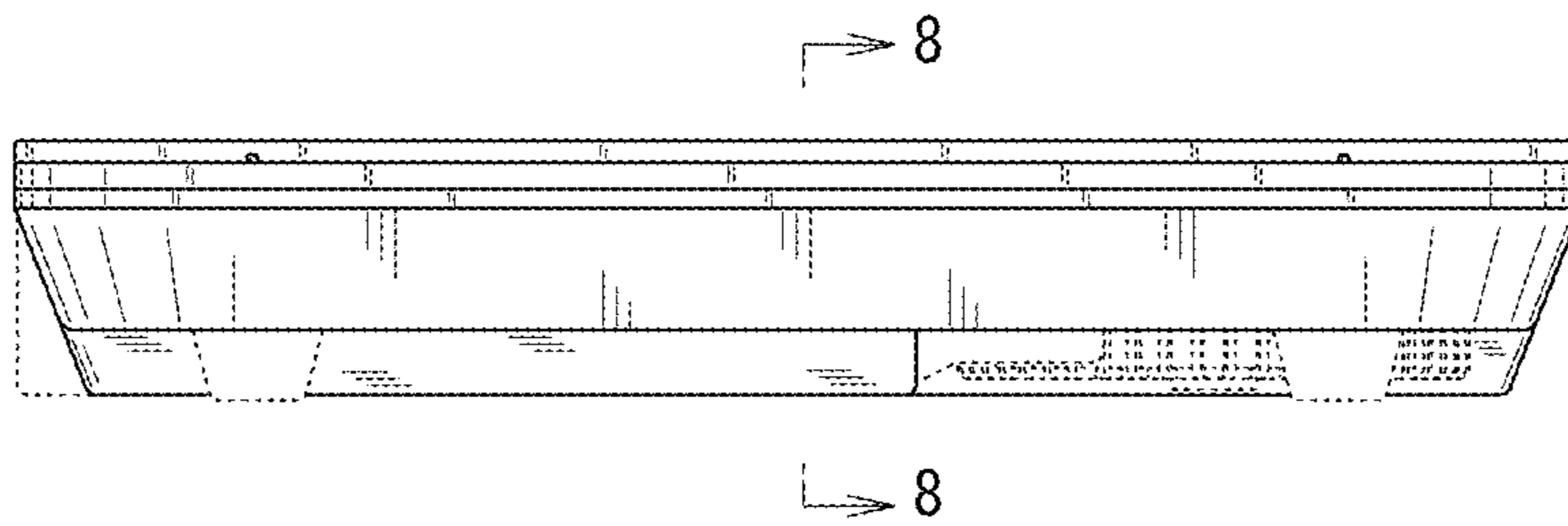


FIG. 3

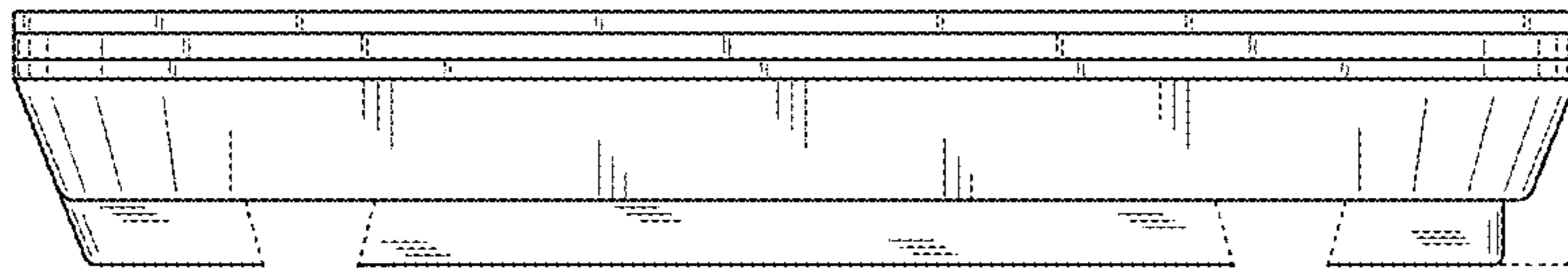


FIG. 4



FIG. 5

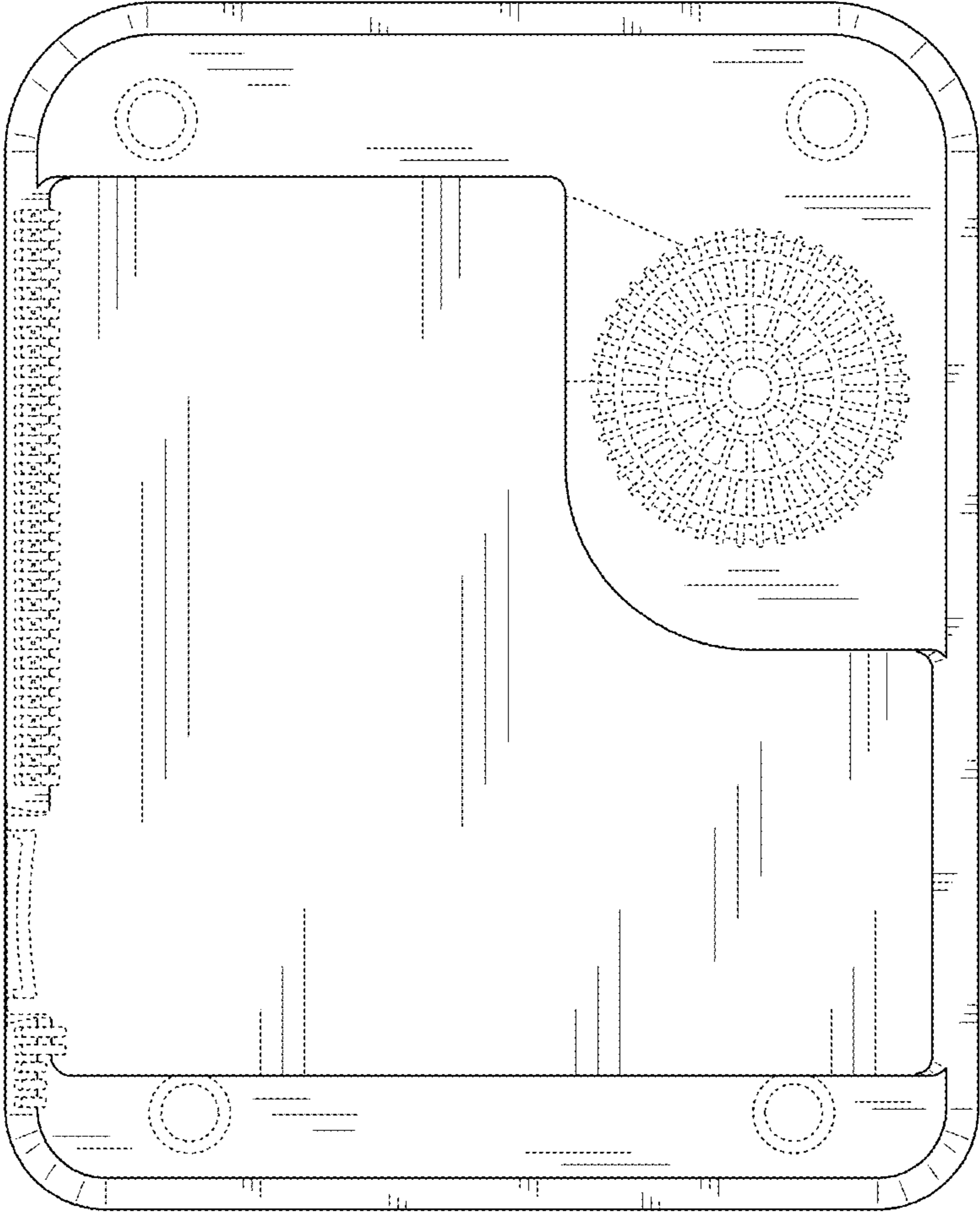


FIG. 6

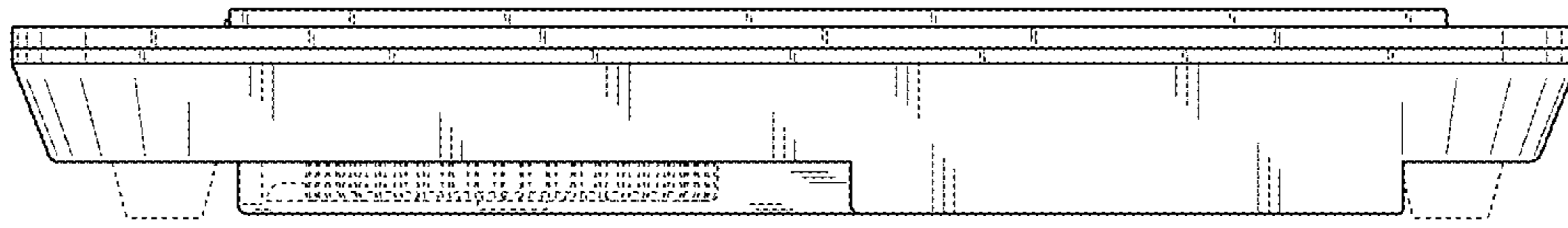


FIG. 7




FIG. 8

