



US00D856716S

(12) **United States Design Patent** (10) **Patent No.:** **US D856,716 S**
Music et al. (45) **Date of Patent:** **** Aug. 20, 2019**

- (54) **RETAIL DISPLAY FIXTURE**
- (71) Applicant: **Sonos, Inc.**, Santa Barbara, CA (US)
- (72) Inventors: **Fernando Music**, Santa Barbara, CA (US); **Johnny Dwyer**, Santa Barbara, CA (US)
- (73) Assignee: **Sonos, Inc.**, Santa Barbara, CA (US)
- (**) Term: **15 Years**
- (21) Appl. No.: **29/562,965**
- (22) Filed: **Apr. 29, 2016**
- (51) **LOC (12) Cl.** **06-04**
- (52) **U.S. Cl.**
USPC **D6/657**
- (58) **Field of Classification Search**
USPC D6/470, 491, 511, 657, 659, 663
CPC .. A47F 3/00; A47F 3/001; A47F 3/004; A47F 3/005; A47F 3/007; A47F 2003/008; A47F 5/00; A47B 45/00
See application file for complete search history.

D734,067 S * 7/2015 Vogt D6/661
D757,127 S * 5/2016 Rautavuori D15/79
D784,735 S * 4/2017 Hirata D6/661.3

* cited by examiner

Primary Examiner — Robin V Webster
Assistant Examiner — Keith J Wilson
(74) *Attorney, Agent, or Firm* — KPPB LLP

(57) **CLAIM**

The ornamental design for a retail display fixture, as shown and described.

DESCRIPTION

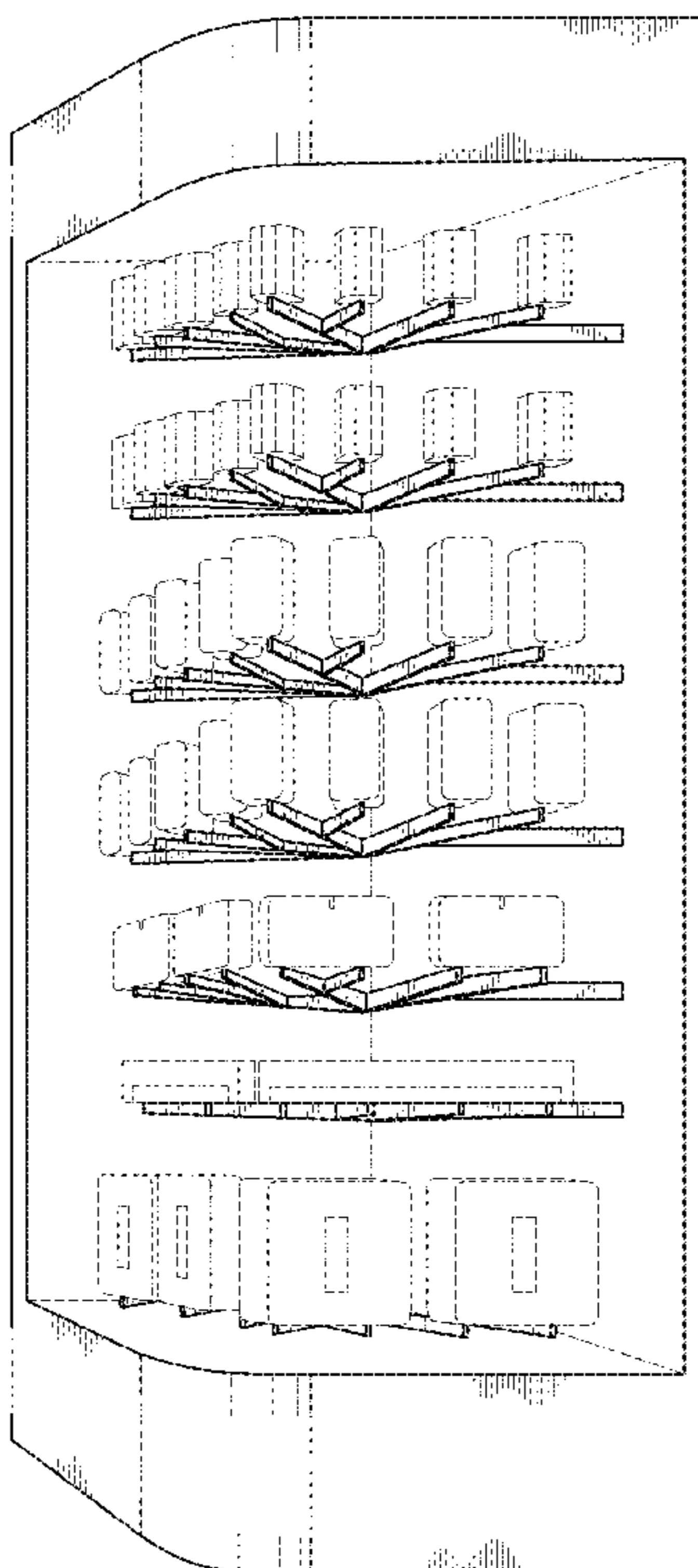
FIG. 1 is a perspective view of a retail display fixture, according to a first embodiment of the invention.
FIG. 2 is a first side view of the embodiment of FIG. 1.
FIG. 3 is a second side view of the embodiment of FIG. 1.
FIG. 4 is a third side view of the embodiment of FIG. 1.
FIG. 5 is a fourth side view of the embodiment of FIG. 1.
FIG. 6 is a top view of the embodiment of FIG. 1.
FIG. 7 is a bottom view of the embodiment of FIG. 1.
FIG. 8 is a perspective view of a retail display fixture, according to a second embodiment of the invention.
FIG. 9 is a first side view of the embodiment of FIG. 8.
FIG. 10 is a second side view of the embodiment of FIG. 8.
FIG. 11 is a third side view of the embodiment of FIG. 8.
FIG. 12 is a fourth side view of the embodiment of FIG. 8.
FIG. 13 is a top view of the embodiment of FIG. 8; and
FIG. 14 is a bottom view of the embodiment of FIG. 8.
The features shown in broken lines are for illustrative purposes only and do not form part of the claimed design.

(56) **References Cited**

U.S. PATENT DOCUMENTS

- D352,850 S * 11/1994 Fujii D6/675.1
- D589,536 S * 3/2009 Seki D15/81
- D675,846 S * 2/2013 Monaldi D6/661

1 Claim, 12 Drawing Sheets



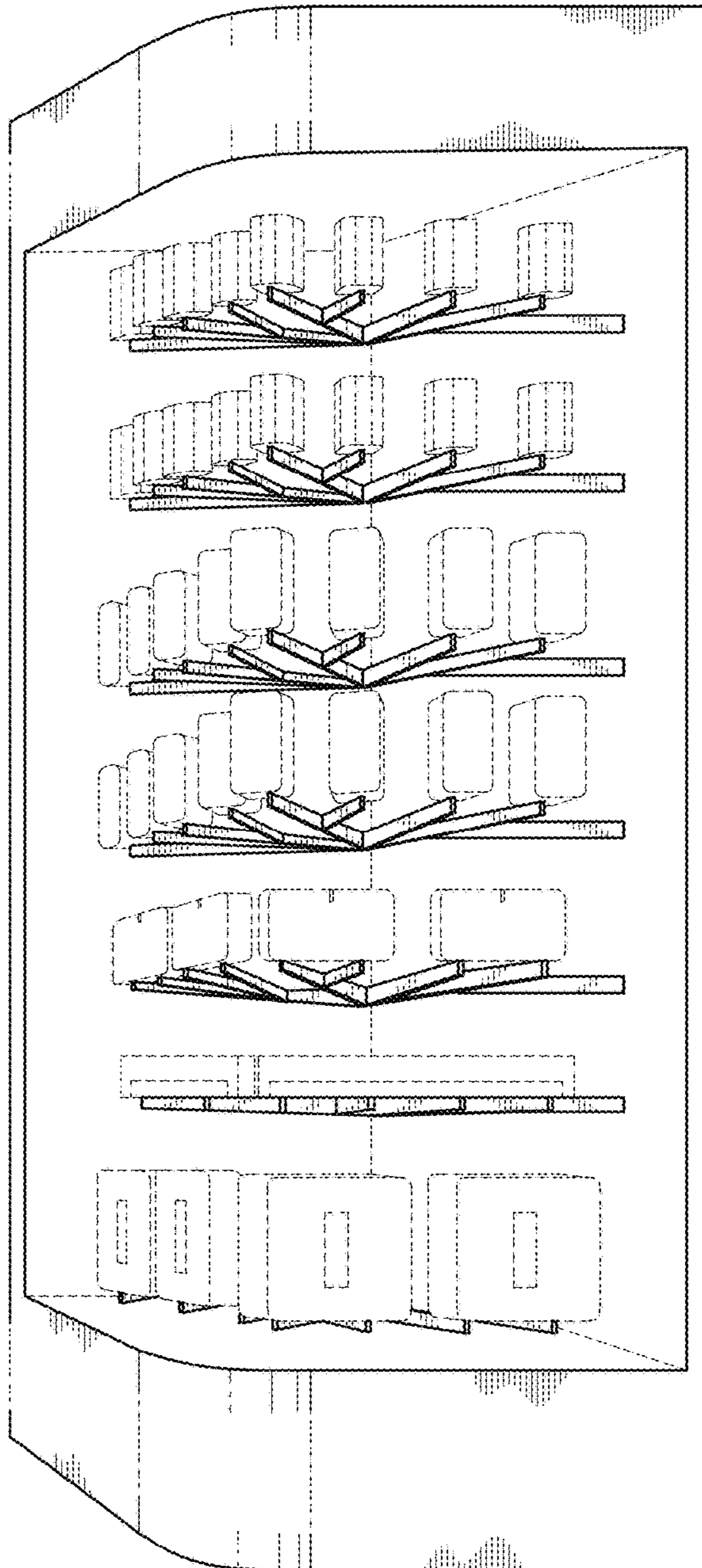


FIG. 1

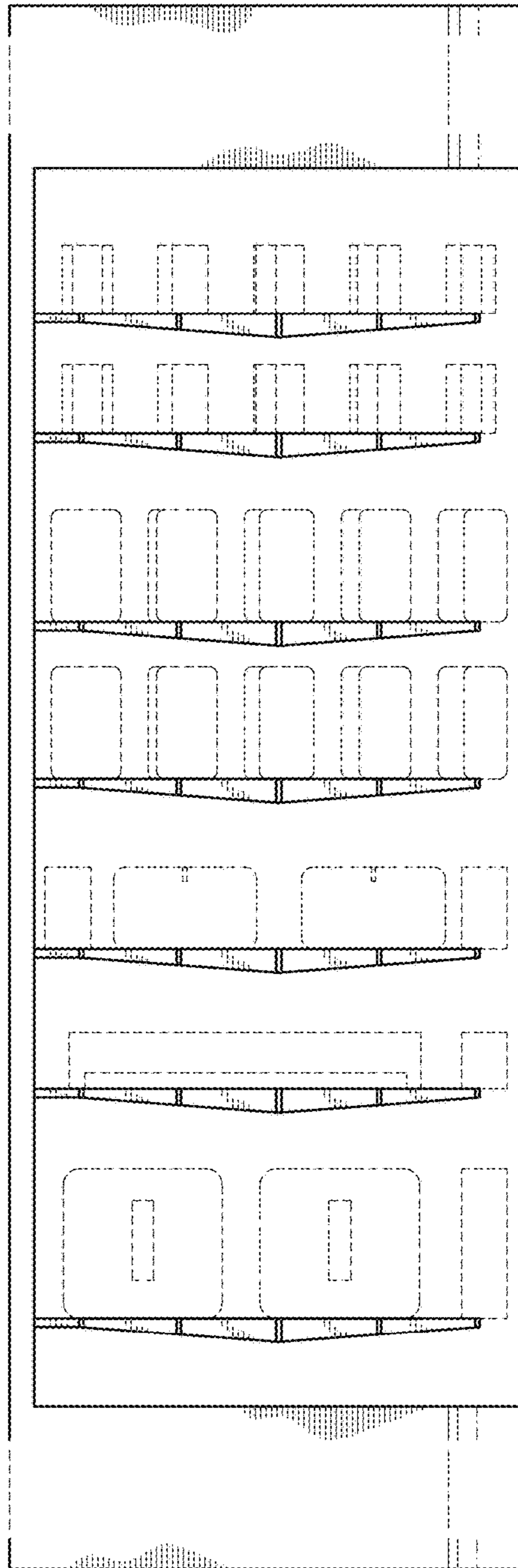


FIG. 2




FIG. 3




FIG. 4

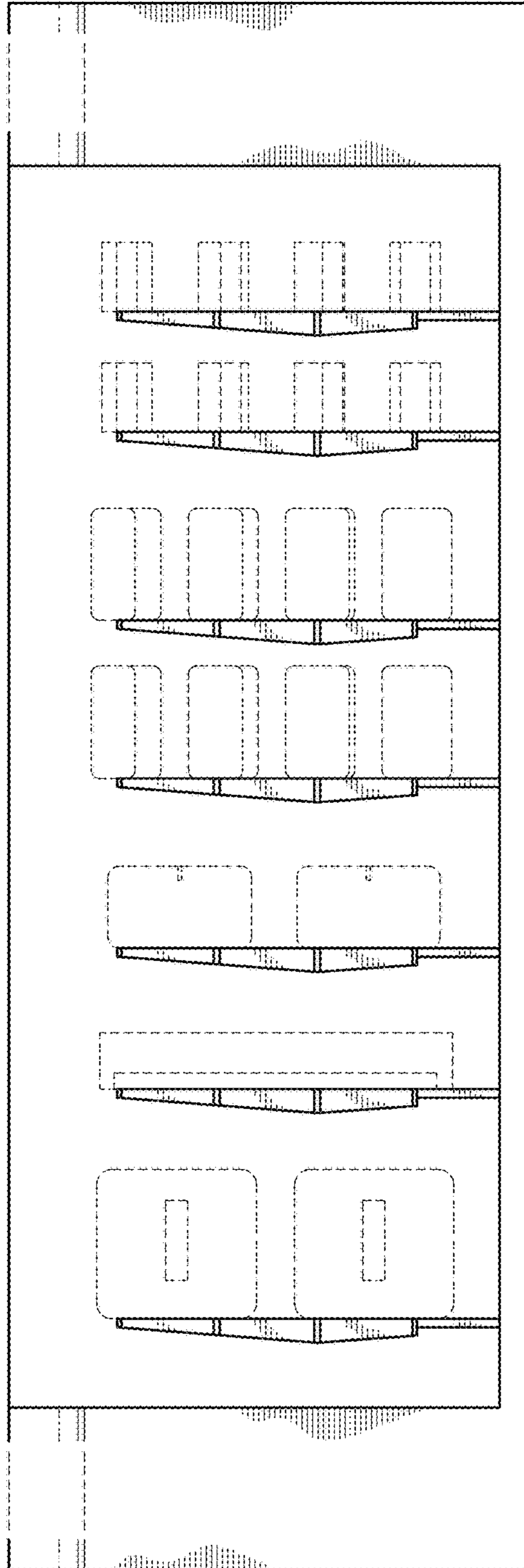


FIG. 5

FIG. 6





FIG. 7



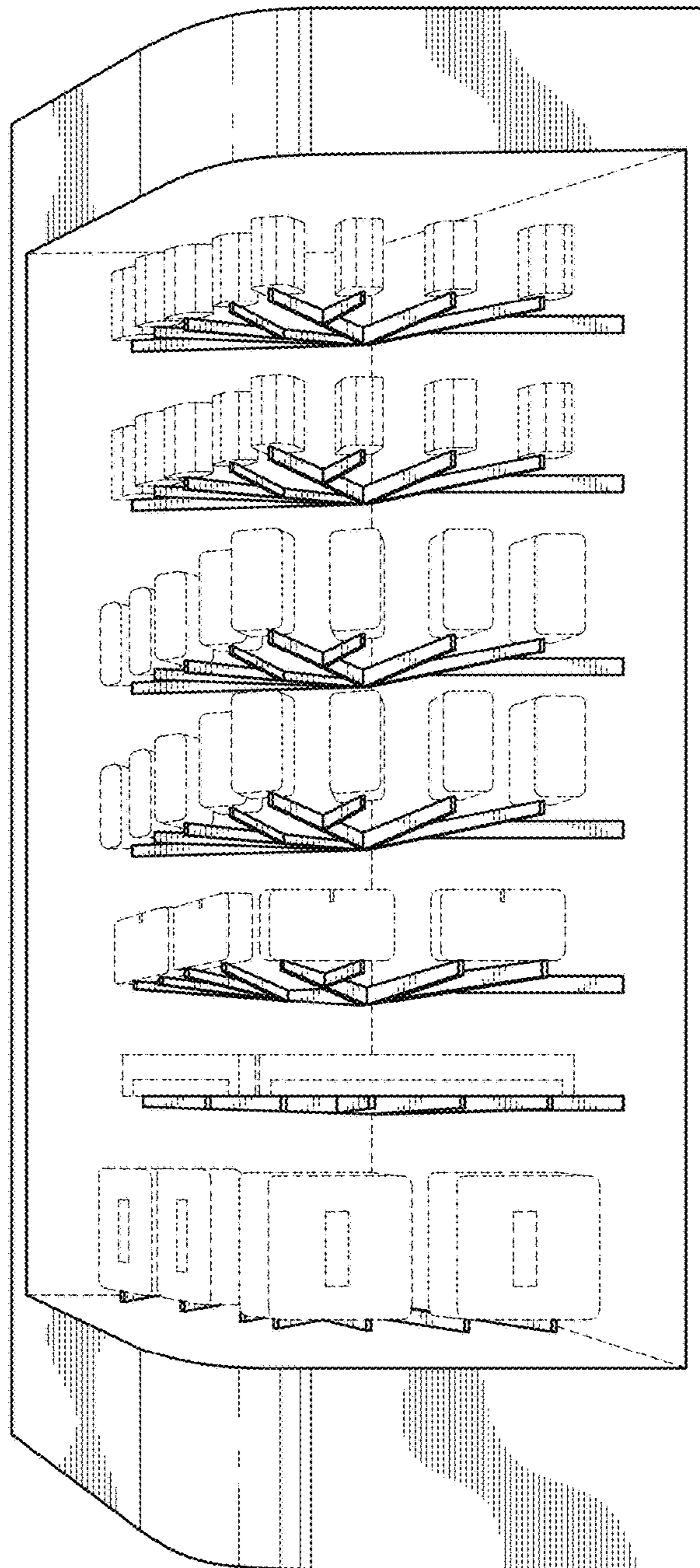


FIG. 8

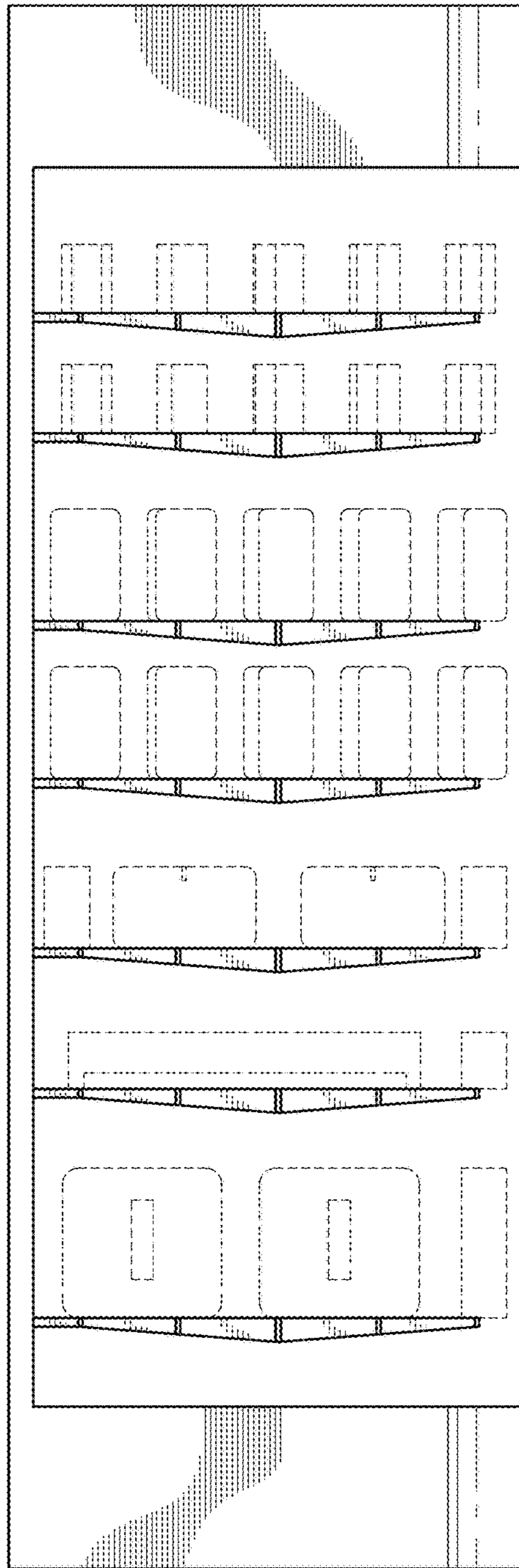


FIG. 9




FIG. 10




FIG. 11

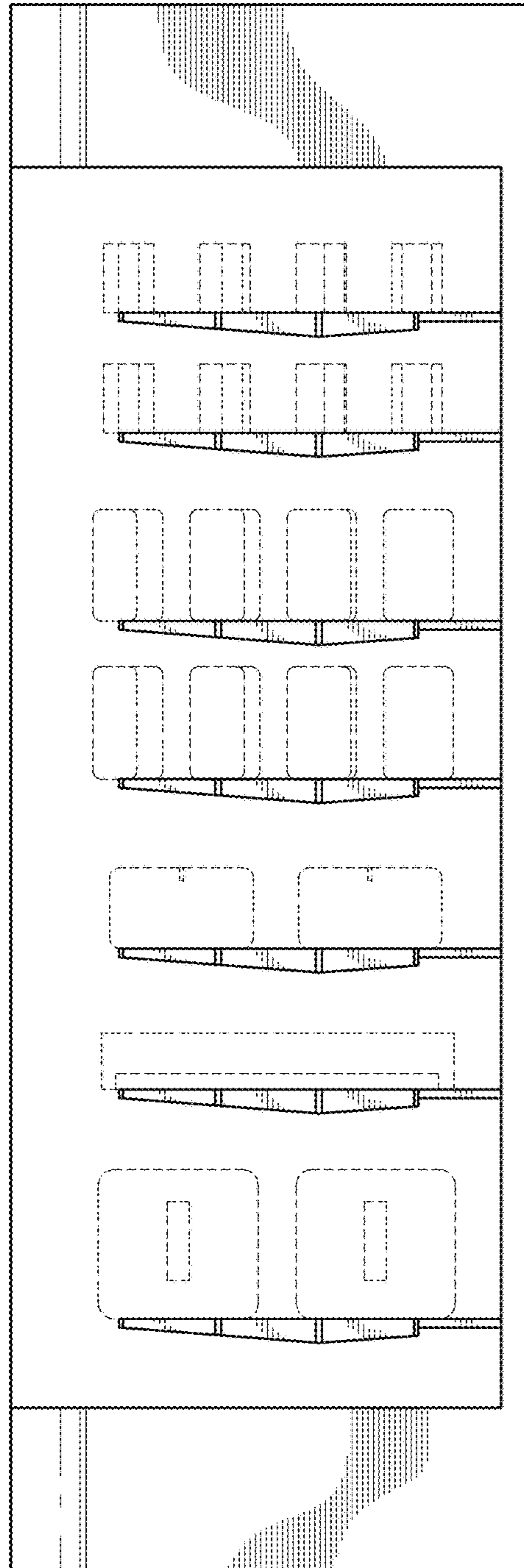


FIG. 12




FIG. 13




FIG. 14