



US00D856708S

(12) **United States Design Patent** (10) **Patent No.:** **US D856,708 S**
Chen (45) **Date of Patent:** **** Aug. 20, 2019**

(54) **NECK PILLOW**

(71) Applicant: **SHENZHEN LIAN DA TECHNOLOGY INDUSTRIAL CO., LTD.**, Shenzhen, Guangdong (CN)

(72) Inventor: **Congyu Chen**, Guangdong (CN)

(73) Assignee: **SHENZHEN LIAN DA TECHNOLOGY INDUSTRIAL CO., LTD.**, Shenzhen (CN)

(**) Term: **15 Years**

(21) Appl. No.: **29/643,038**

(22) Filed: **Apr. 3, 2018**

(30) **Foreign Application Priority Data**

Feb. 6, 2018 (CN) 2018 3 0055983

(51) **LOC (12) Cl.** **06-09**

(52) **U.S. Cl.**
USPC **D6/601**

(58) **Field of Classification Search**

USPC D6/382, 388, 512, 595, 596, 601, 603, D6/604, 621, 707; D24/191, 183-184; 5/401, 420, 630, 632, 636, 637, 638, 639, 5/646, 652, 652.1, 655, 655.3; 297/13, 297/14, 16.1, 55, 59, 68, 72, 83, 88, 92, 297/94, 216.15, 216.16, 225, 229, 259.1, 297/283.2, 284.1, 311, 312, 344.1, 297/411.35, 411.45, 440.15, 440.22, 297/445.1, 449.1, 450.1, 452.1, 452.11, 297/452.21, 452.39, 461
CPC A47G 9/10; A47G 9/1009; A47G 9/1027; A47G 9/1045; A47G 9/1063; A47G 9/1072; A47G 9/1081; A47G 2009/1018; A47G 9/1036; A47G 9/1054; A47G 9/109

See application file for complete search history.

(56) **References Cited**

U.S. PATENT DOCUMENTS

D255,966 S * 7/1980 Stadel 5/644
D322,380 S * 12/1991 El-Asir D6/601
D348,174 S * 6/1994 Genis D24/191
D384,536 S * 10/1997 Kraft D6/601
D582,713 S * 12/2008 Baldwin D6/601
D590,198 S * 4/2009 Nostrant D6/601
D607,682 S * 1/2010 Presman D6/601
D611,285 S * 3/2010 Berland D6/601
D618,030 S * 6/2010 Wang D6/601
D663,564 S * 7/2012 Sclare D6/601
D664,799 S * 8/2012 Schwingendorf D6/601
D665,212 S * 8/2012 Schwingendorf D6/601

(Continued)

Primary Examiner — Michelle E. Wilson

Assistant Examiner — Sanjeev Paul


(57) **CLAIM**

The ornamental design for a neck pillow, as shown and described.

DESCRIPTION

FIG. 1 is a front elevational view of a neck pillow showing my new design;
FIG. 2 is a rear elevational view thereof;
FIG. 3 is a right side view thereof;
FIG. 4 is a left side view thereof;
FIG. 5 is a top plan view thereof;
FIG. 6 is a bottom plan view thereof; and,
FIG. 7 is a top perspective view thereof.

1 Claim, 7 Drawing Sheets



(56)

References Cited

U.S. PATENT DOCUMENTS

D666,861 S * 9/2012 Phillips D6/601
 D669,724 S * 10/2012 Kokoshari D6/601
 D672,596 S * 12/2012 Sclare D6/601
 D685,212 S * 7/2013 Rivera D6/601
 D695,044 S * 12/2013 Gumbrecht D6/601
 D699,981 S * 2/2014 Kummerfeld A47D 13/083
 D699,982 S * 2/2014 Fair A47D 13/083
 D701,063 S * 3/2014 Myers D6/601
 D704,963 S * 5/2014 McNeil D6/601
 8,769,745 B1 * 7/2014 Lin A47G 9/1009
 D713,171 S * 9/2014 Fair D6/601
 D719,662 S * 12/2014 Pope D24/191
 D727,069 S * 4/2015 Ahroon D3/295
 D746,080 S * 12/2015 Mittelstadt D6/601
 D754,454 S * 4/2016 Schwingendorf D6/601
 D761,595 S * 7/2016 Pulver D6/601
 D765,442 S * 9/2016 Yaakov D6/601
 D769,648 S * 10/2016 Atkinson D6/601
 D778,086 S * 2/2017 O'Meara D6/601
 D787,233 S * 5/2017 Wang D6/601
 D796,231 S * 9/2017 Levin D6/601
 D796,869 S * 9/2017 Higashi D6/601
 D802,334 S * 11/2017 Chiarelli D6/601
 D817,031 S * 5/2018 Denat D6/601
 D821,115 S * 6/2018 Chen D6/601
 D823,026 S * 7/2018 Shi D6/601
 D823,027 S * 7/2018 Zou D6/601

D838,123 S * 1/2019 Ye D6/601
 2002/0050007 A1 * 5/2002 Kim A47G 9/10
 5/636
 2007/0192961 A1 * 8/2007 Tidwell A47D 13/08
 5/655
 2007/0226910 A1 * 10/2007 Tidwell A47D 13/08
 5/655
 2008/0034504 A1 * 2/2008 Schmidt A47C 7/383
 5/644
 2008/0104764 A1 * 5/2008 Chen A47C 7/383
 5/644
 2009/0094752 A1 * 4/2009 Gagliano A47C 16/00
 5/655
 2010/0242180 A1 * 9/2010 Warnock A61F 5/05891
 5/637
 2012/0011655 A1 * 1/2012 Rojas A47C 7/383
 5/636
 2012/0073058 A1 * 3/2012 Sclare A47D 13/083
 5/652
 2012/0278994 A1 * 11/2012 Bonzer A47D 13/083
 5/655
 2013/0125312 A1 * 5/2013 Harooni A47C 7/383
 5/639
 2014/0007351 A1 * 1/2014 Cohen A47G 9/10
 5/639
 2015/0257554 A1 * 9/2015 Ross A47C 27/086
 5/639
 2016/0183685 A1 * 6/2016 Kang A47C 7/383
 5/639
 2016/0192795 A1 * 7/2016 Law A47C 31/003
 5/636
 2017/0042352 A1 * 2/2017 Atkinson A47G 9/1081

* cited by examiner



FIG. 1




FIG. 2




FIG. 3




FIG. 4




FIG. 5




FIG. 6




FIG. 7