



US00D856705S

(12) **United States Design Patent** (10) **Patent No.:** **US D856,705 S**
Tovar (45) **Date of Patent:** **** Aug. 20, 2019**

(54) **PRONE RECUMBENCY AID**

(71) Applicant: **Cindy Tovar**, Houston, TX (US)

(72) Inventor: **Cindy Tovar**, Houston, TX (US)

(**) Term: **15 Years**

(21) Appl. No.: **29/561,151**

(22) Filed: **Apr. 13, 2016**

Related U.S. Application Data

(63) Continuation-in-part of application No. 14/491,180, filed on Sep. 19, 2014, now abandoned.

(51) **LOC (12) Cl.** **06-09**

(52) **U.S. Cl.**
USPC **D6/601**

(58) **Field of Classification Search**
USPC D6/333, 349, 355, 375, 388, 512, 563,
D6/564, 595, 596, 601, 604, 611, 707,
(Continued)

(56) **References Cited**

U.S. PATENT DOCUMENTS

2,107,962 A 2/1938 Sheasby
2,562,725 A 7/1951 Leto et al.

(Continued)

Primary Examiner — Michelle E. Wilson

Assistant Examiner — Sanjeev Paul

(74) *Attorney, Agent, or Firm* — Buche & Associates,
P.C.; John K. Buche; Bryce A. Johnson

(57) **CLAIM**

I claim the ornamental design for “prone recumbency aid,” as shown.

DESCRIPTION

FIG. 1 is a front perspective view of a first embodiment of a prone recumbency aid;

FIG. 2 is a top plan view of the prone recumbency aid shown in FIG. 1;

FIG. 3 is a bottom plan view of the prone recumbency aid shown in FIG. 1;

FIG. 4 is a left-side view of the prone recumbency aid shown in FIG. 1;

FIG. 5 is a right-side view of the prone recumbency aid shown in FIG. 1;

FIG. 6 is a rear view of the prone recumbency aid shown in FIG. 1;

FIG. 7 is a front view of the prone recumbency aid shown in FIG. 1;

FIG. 8 is an environmental view of the prone recumbency aid shown in FIG. 1;

FIG. 9 is a front perspective view of a second embodiment of a prone recumbency aid;

FIG. 10 is a top plan view of the prone recumbency aid shown in FIG. 9;

FIG. 11 is a bottom plan view of the prone recumbency aid shown in FIG. 9;

FIG. 12 is a left-side view of the prone recumbency aid shown in FIG. 9;

FIG. 13 is a right-side view of the prone recumbency aid shown in FIG. 9;

FIG. 14 is a rear view of the prone recumbency aid shown in FIG. 9;

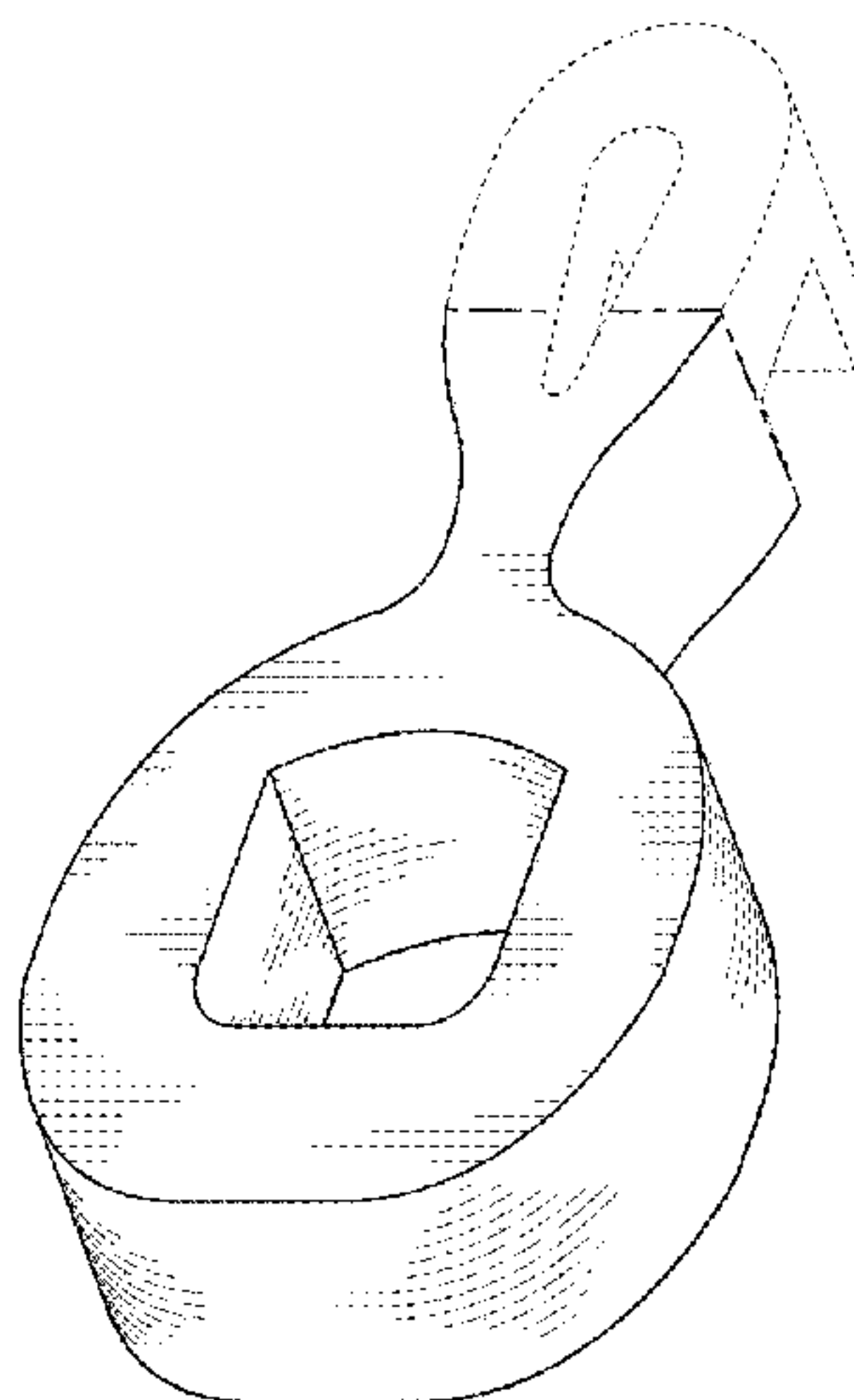
FIG. 15 is a front view of the prone recumbency aid shown in FIG. 9; and,

FIG. 16 is an environmental view of the prone recumbency aid shown in FIG. 9.

Broken lines in the figures illustrate environmental features and form no part of the claimed design.

The depicted prone recumbency aid features a unique appearance over the prior art and includes various accommodations for the face, breasts, and stomach of a user.

1 Claim, 8 Drawing Sheets



US D856,705 S

(58) **Field of Classification Search**

USPC D6/715, 716, 716.1; D24/183-185, 234;
 D21/803, 804, 805, 809; 5/401, 420,
 5/600, 630, 631, 632, 633, 635, 636, 638,
 5/639, 646, 652, 652.1, 655, 703, 730;
 297/1, 2, 4, 93, 180.11, 195.1, 195.11,
 297/195.13, 393, 397, 452.12, 452.14,
 297/452.15, 452.21, 452.24, 452.26,
 297/452.48, 452.62, 482
 CPC .. A47G 9/1018; A47G 9/1009; A47G 9/1027;
 A47G 9/1045; A47G 9/1063; A47G
 9/1072; A47G 9/1081

See application file for complete search history.

(56) **References Cited**

U.S. PATENT DOCUMENTS

2,688,142 A 9/1954 Jensen
 D175,822 S * 10/1955 Brumberger D2/706
 D203,365 S * 12/1965 Heston D12/316
 3,287,747 A 11/1966 Ellsworth
 3,840,920 A 10/1974 Voelker
 3,967,335 A * 7/1976 Rhoads A47C 1/14
 5/630
 4,054,960 A 10/1977 Pettit et al.
 D271,647 S * 12/1983 McLeod D6/596
 4,489,452 A 12/1984 Lickert
 4,737,999 A 4/1988 Halverson
 4,944,059 A 7/1990 Wall
 5,095,569 A * 3/1992 Glenn A47G 9/0253
 5/482
 5,237,712 A 8/1993 Ramsay
 5,400,449 A * 3/1995 Satto A47C 20/021
 5/631
 D357,538 S 4/1995 Sockwell, II
 5,412,824 A 5/1995 Emerson et al.
 5,632,050 A * 5/1997 Zajas A47C 20/026
 5/632

5,647,076 A 7/1997 Gearhart
 5,652,981 A 8/1997 Singer-Leyton et al.
 5,679,040 A 10/1997 Bianchi-Holm
 D388,648 S * 1/1998 Bates 5/636
 5,778,887 A 7/1998 Curtiss
 5,970,546 A 10/1999 Danis
 5,987,675 A 11/1999 Kim
 6,044,505 A 4/2000 Friedman
 6,081,947 A 7/2000 Disher
 6,185,768 B1 * 2/2001 Schlechter A47C 20/026
 5/632
 6,568,015 B1 5/2003 Allen
 6,588,034 B2 7/2003 Nation
 6,922,860 B2 8/2005 Cuddy
 6,928,679 B1 8/2005 Gross
 6,934,988 B1 8/2005 Weltzer et al.
 D523,275 S * 6/2006 Hawkins D6/601
 7,065,816 B2 6/2006 McGettigan
 D552,244 S * 10/2007 Tinsley D24/183
 D566,845 S * 4/2008 Daly D24/183
 D574,917 S * 8/2008 Parham D21/803
 7,426,762 B2 9/2008 Dazzi
 D578,220 S * 10/2008 Ebarb D24/184
 7,441,293 B1 * 10/2008 Singer A47C 20/023
 5/632
 D665,912 S * 8/2012 Skripps D24/183
 D666,046 S * 8/2012 Xiong D6/601
 8,418,294 B1 4/2013 Davis
 D686,027 S * 7/2013 Wagner D6/601
 9,131,792 B1 * 9/2015 Wagner A47G 9/1063
 D785,184 S * 4/2017 Higgins D24/184
 2004/0237199 A1 12/2004 Hirst
 2009/0100601 A1 4/2009 Battaglia
 2011/0277243 A1 * 11/2011 Crompton A47C 20/026
 5/632
 2013/0036555 A1 * 2/2013 Weilert A47C 20/026
 5/632
 2016/0081485 A1 * 3/2016 Tovar A47G 9/1054
 5/631

* cited by examiner

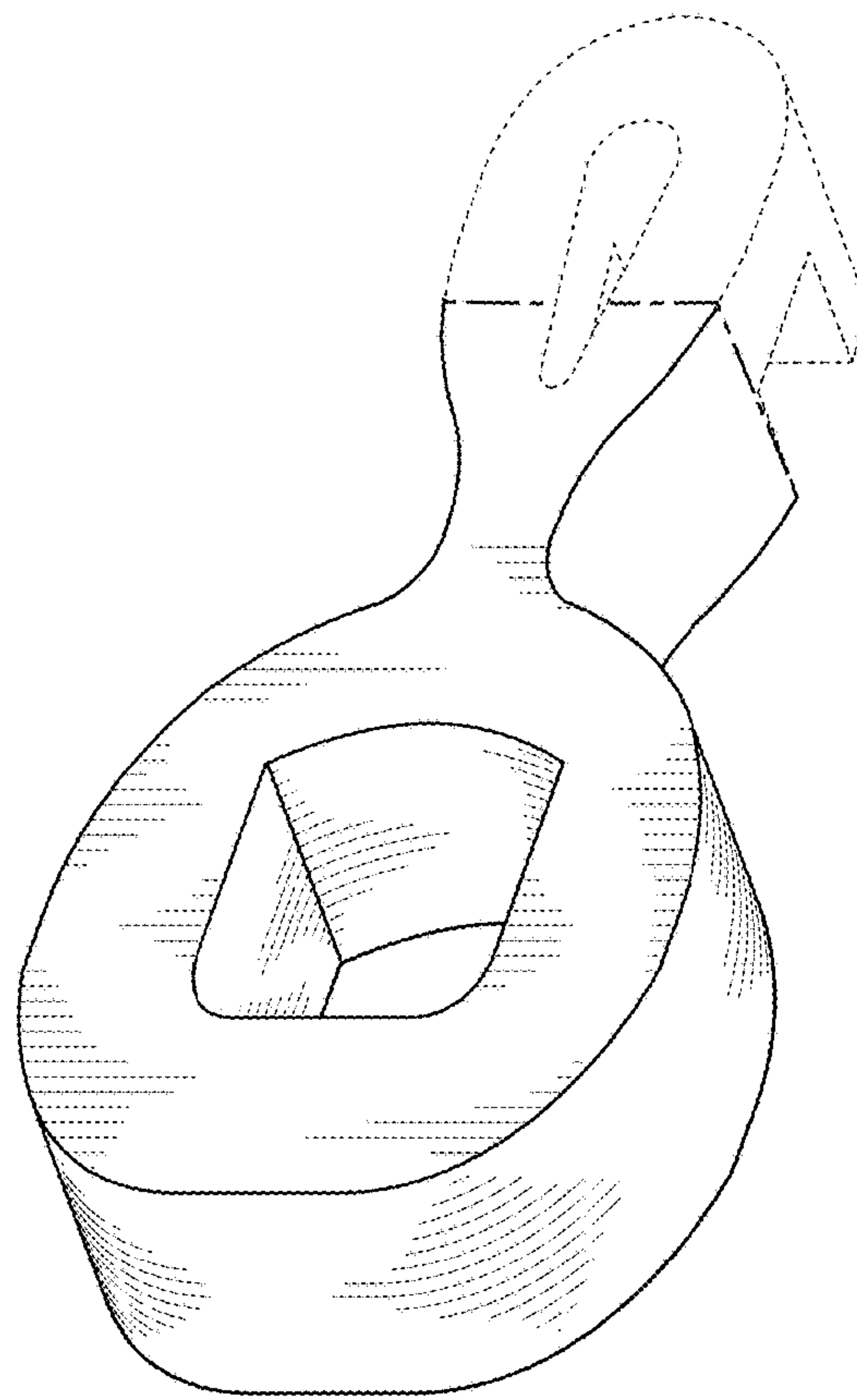


FIG. 1

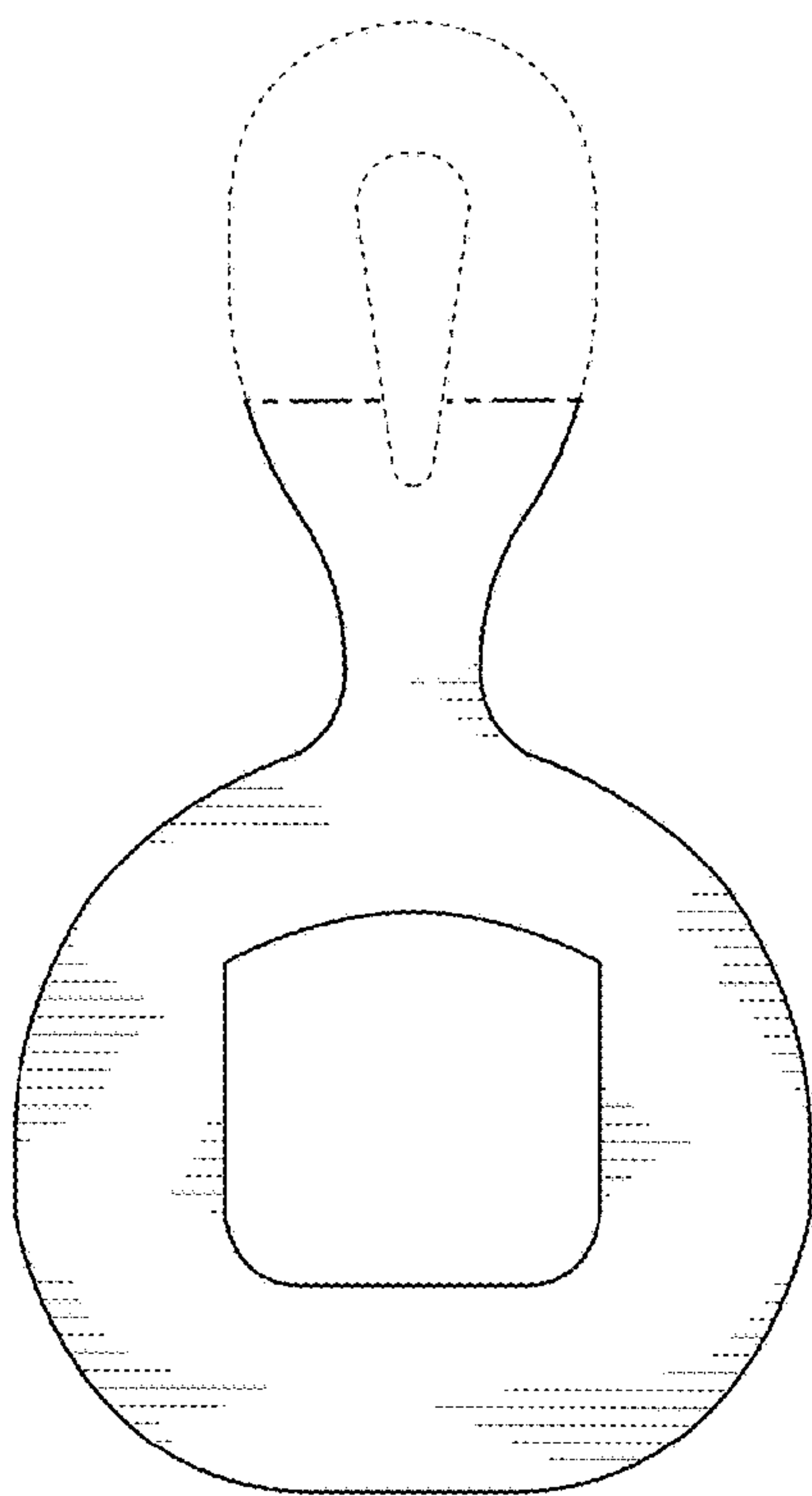


FIG. 2

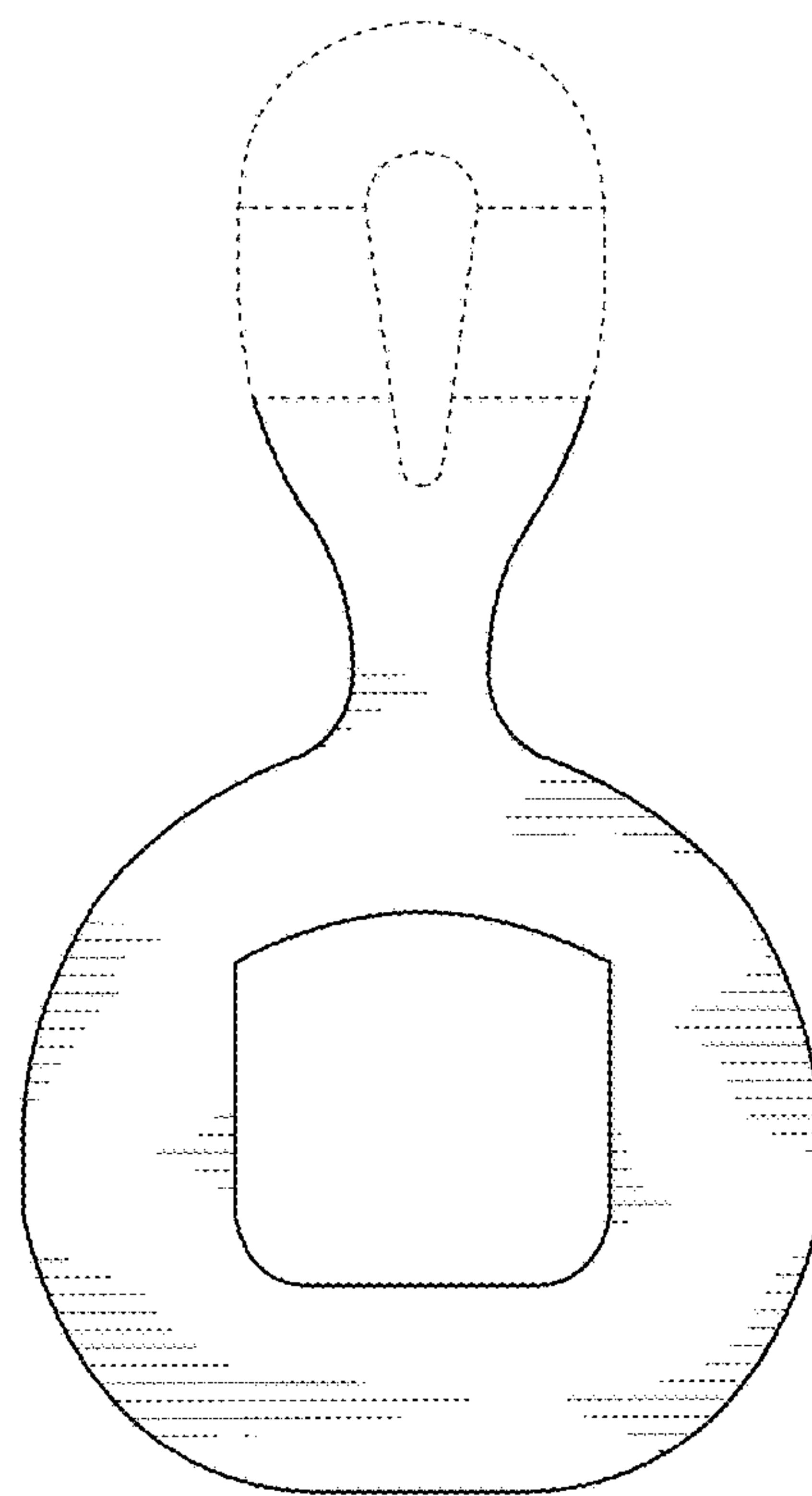


FIG. 3




FIG. 4




FIG. 5




FIG. 6




FIG. 7

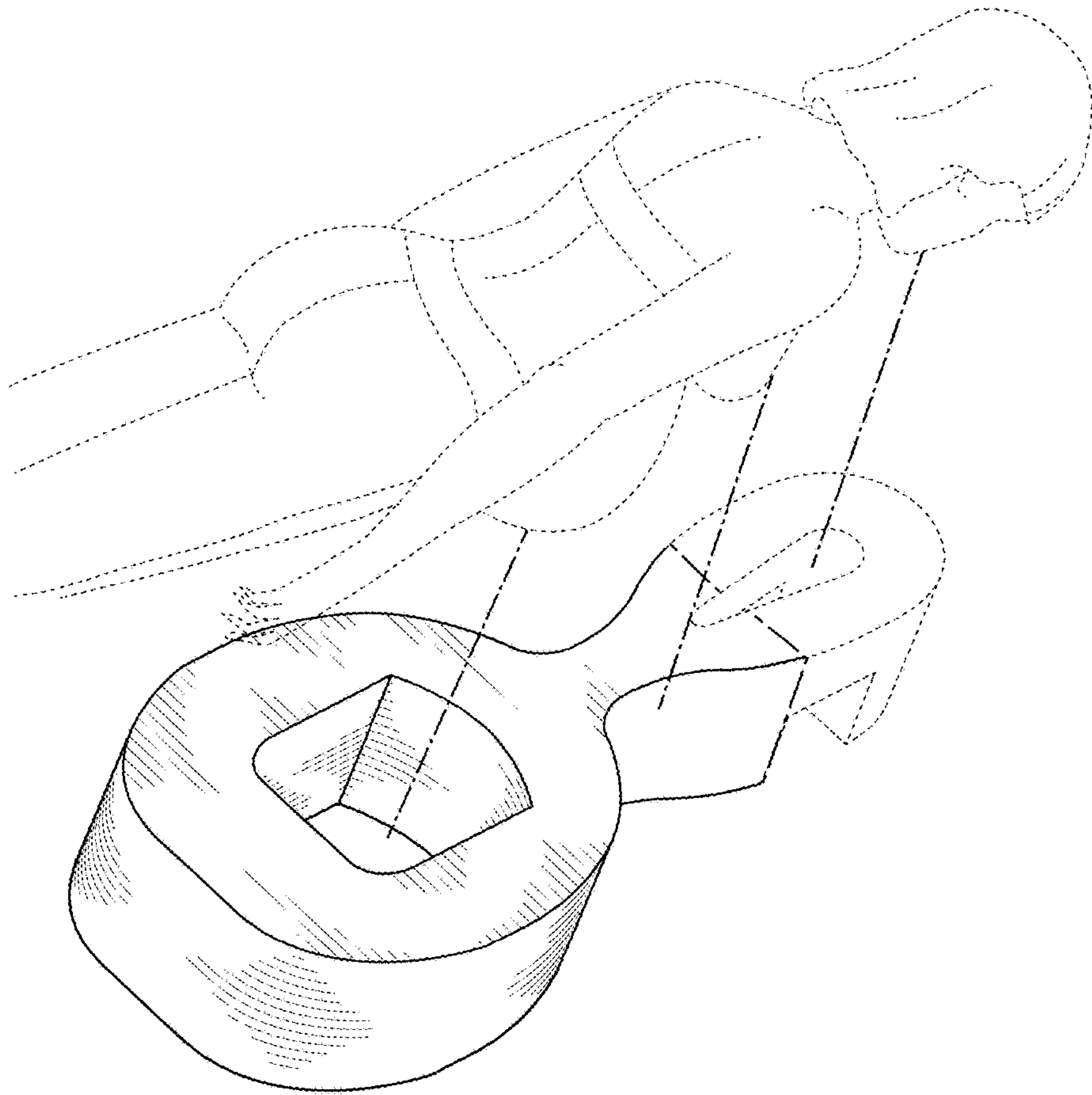


FIG. 8

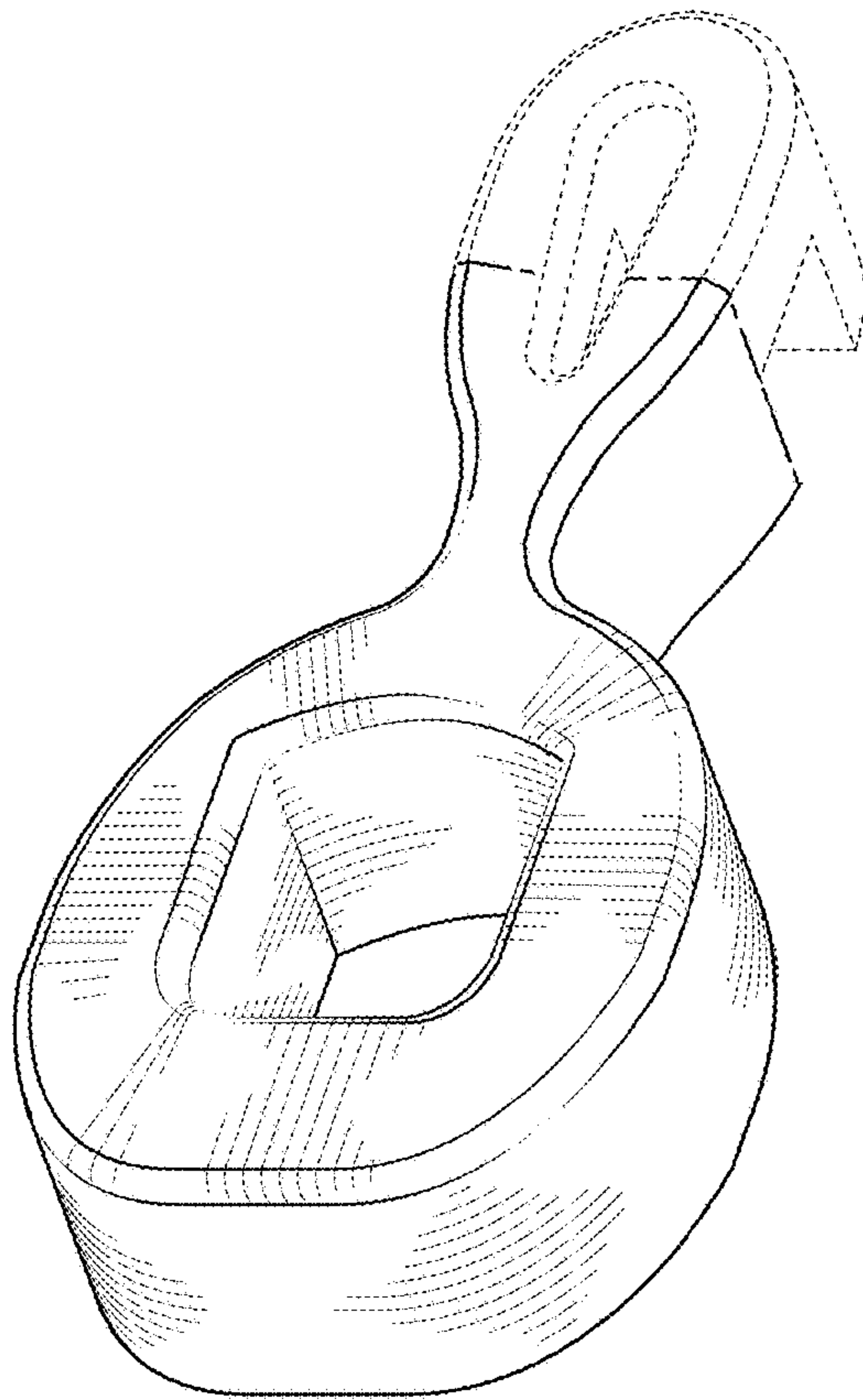


FIG. 9

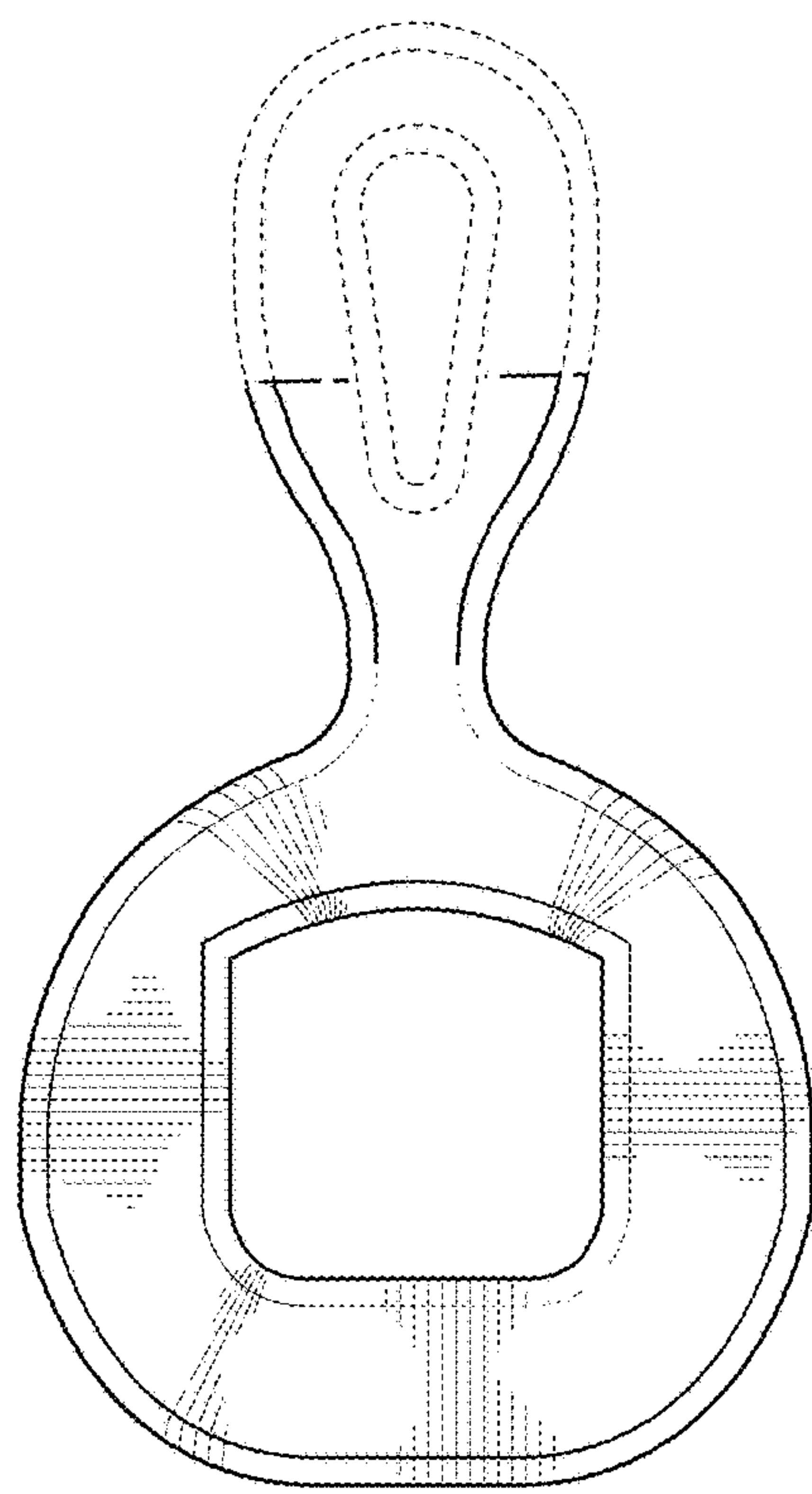


FIG. 10

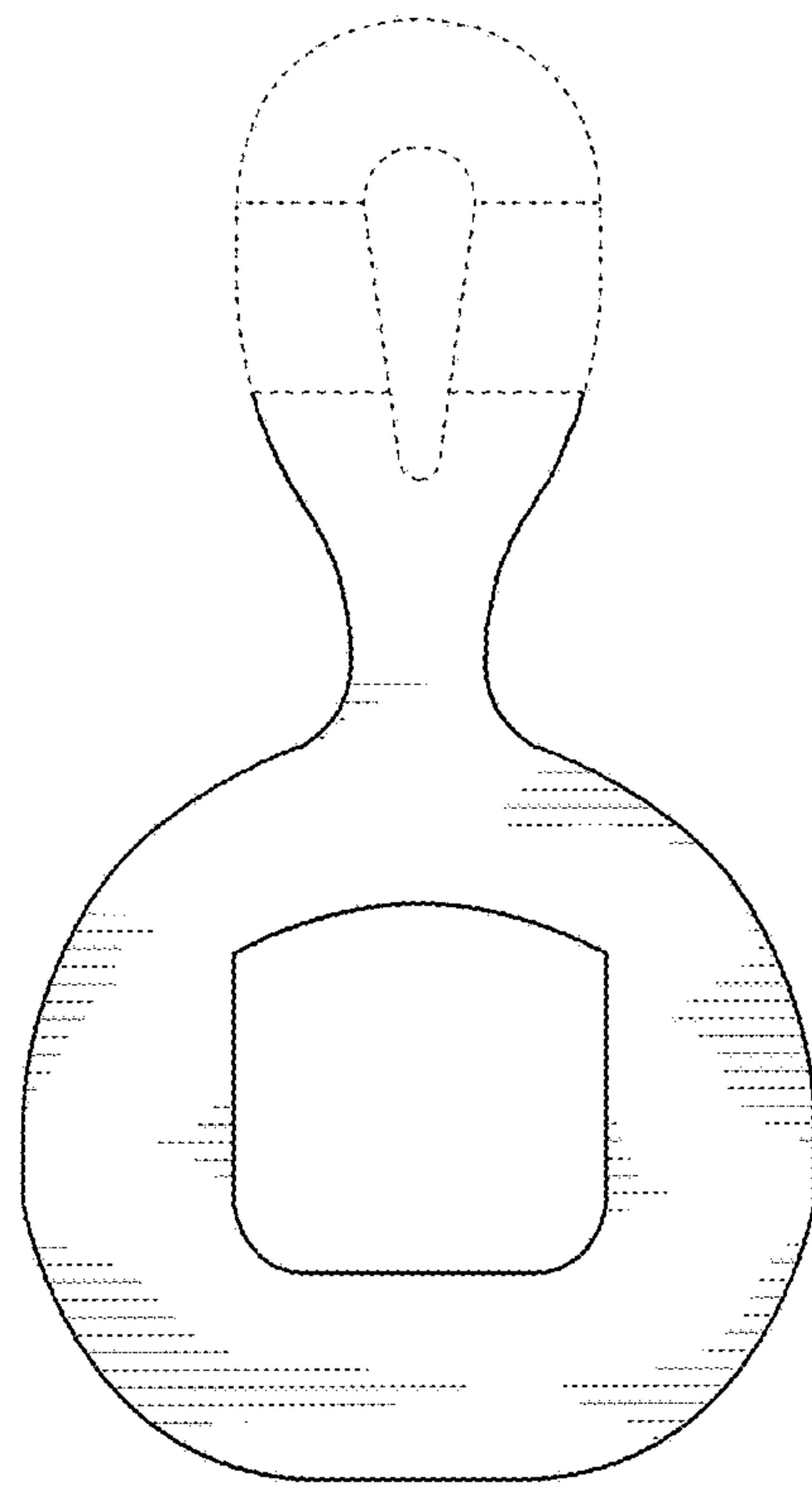


FIG. 11

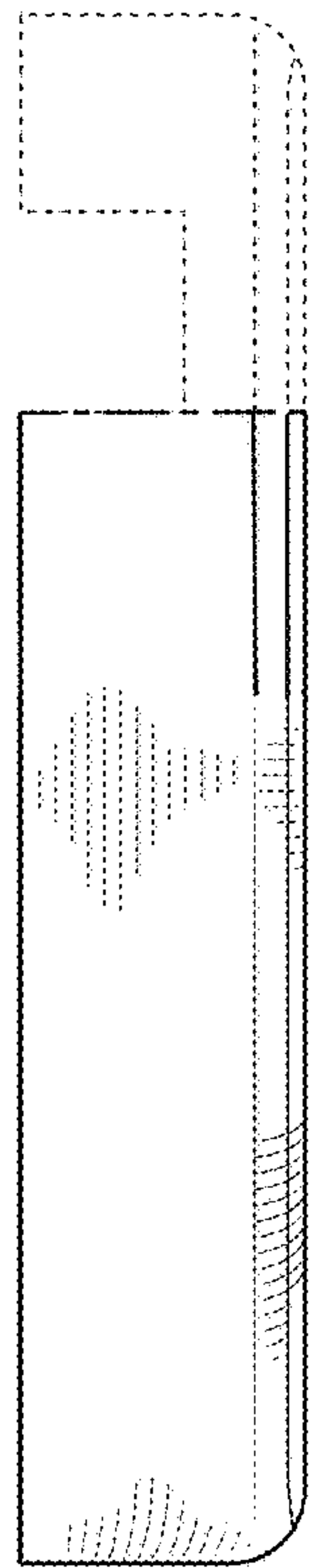


FIG. 12




FIG. 13

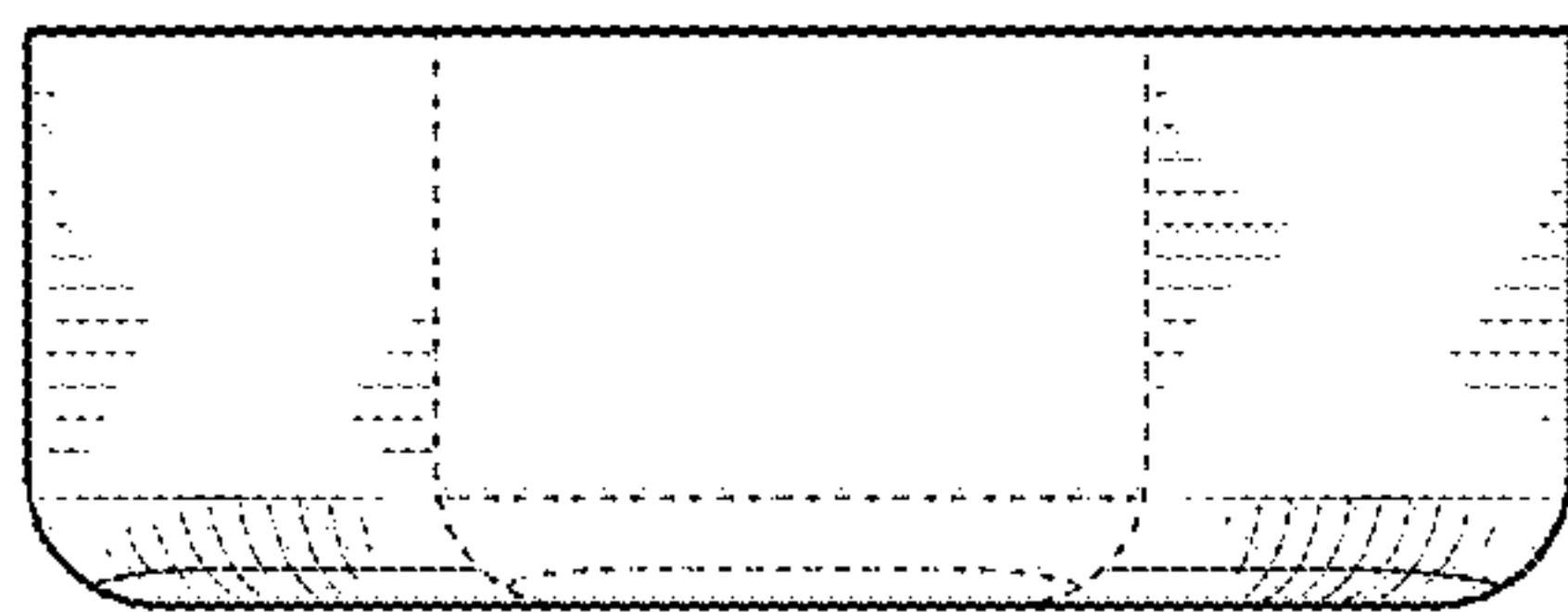


FIG. 14

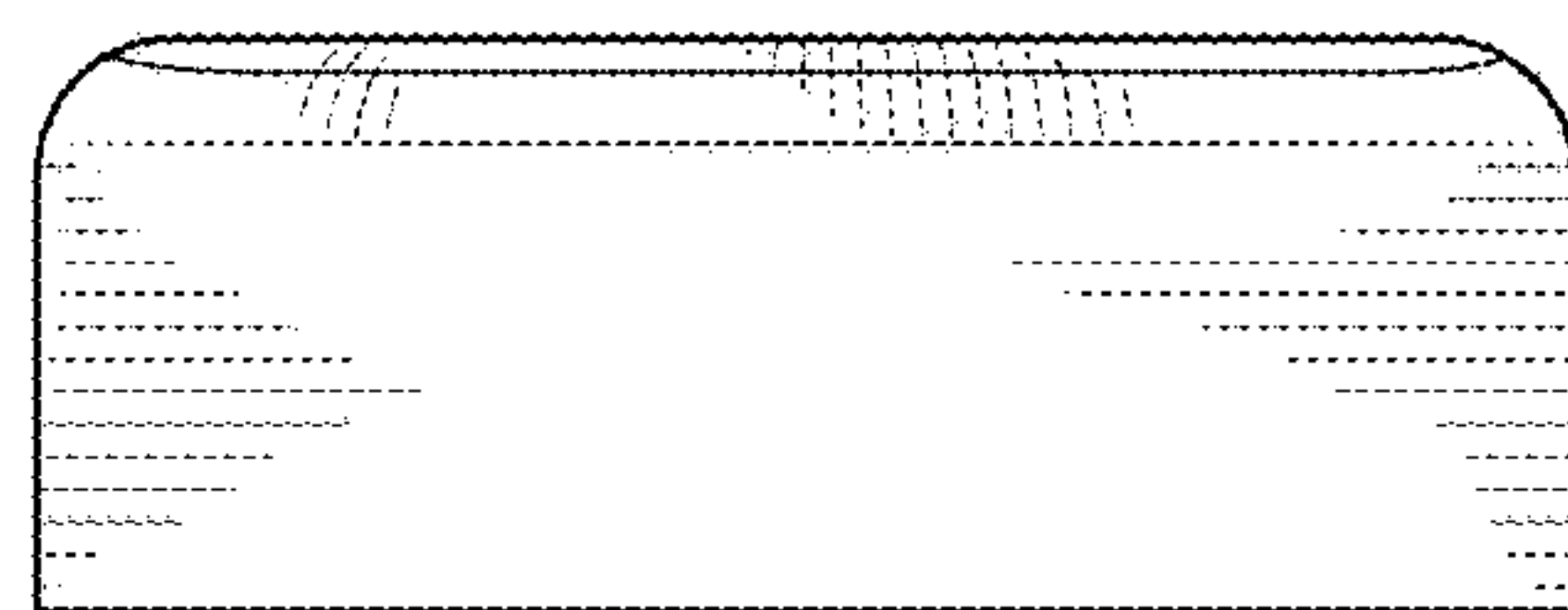


FIG. 15

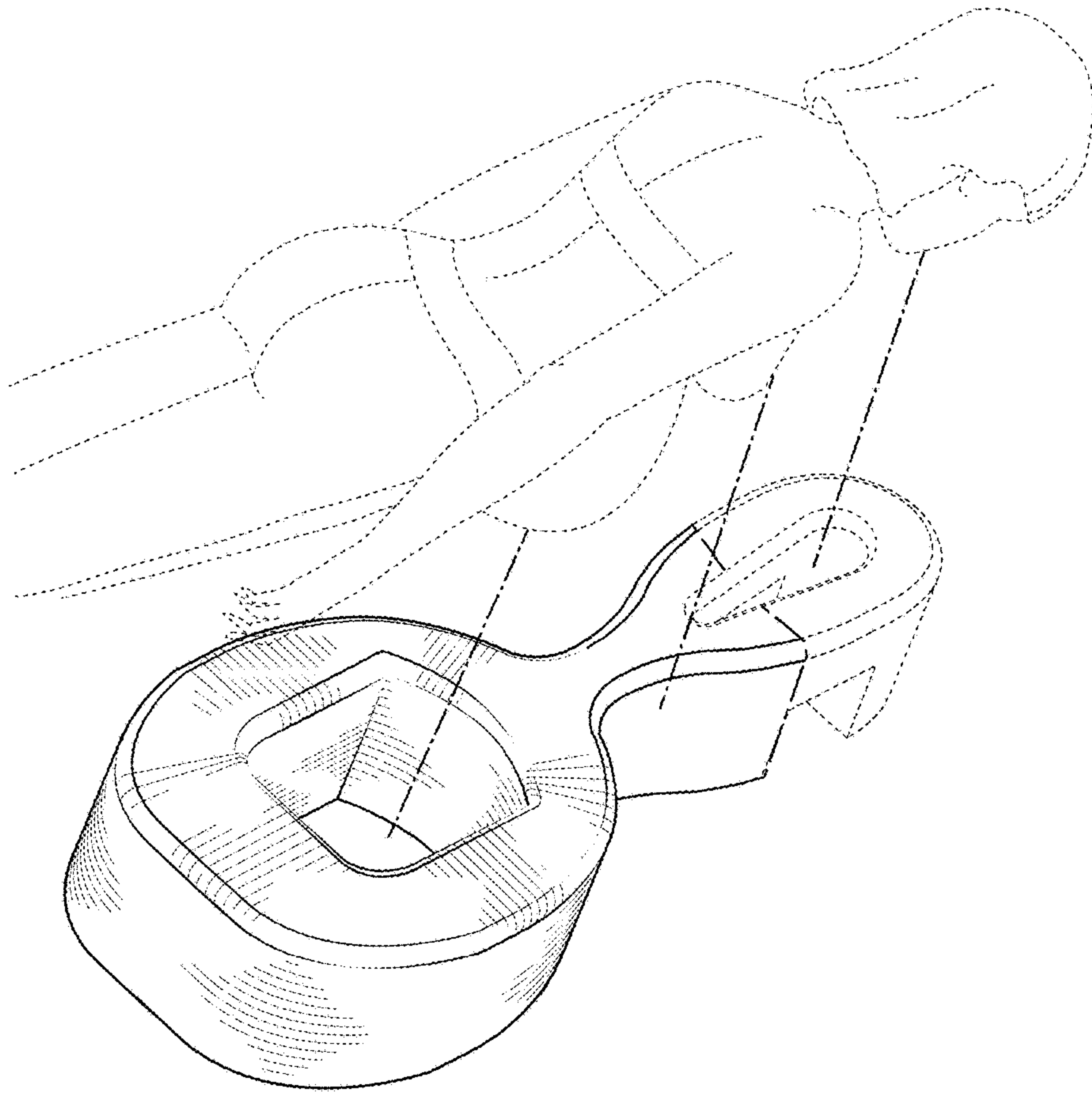


FIG. 16