



US00D856699S

(12) **United States Design Patent** (10) **Patent No.:** **US D856,699 S**  
**Grabowski et al.** (45) **Date of Patent:** **\*\* Aug. 20, 2019**

(54) **CHAIR**

(56) **References Cited**

(71) Applicant: **Paragon Furniture, Inc.**, Arlington, TX (US)  
(72) Inventors: **Daniel Grabowski**, East Grand Rapids, MI (US); **Michael J. Sawadski**, Mount Prospect, IL (US); **Chris Brandel**, Chicago, IL (US); **Matthew Banach**, Gurnee, IL (US); **Dan Rucker**, Chicago, IL (US)  
(73) Assignee: **PARAGON FURNITURE, INC.**, Arlington, TX (US)  
(\*\*) Term: **15 Years**

U.S. PATENT DOCUMENTS

D526,134	S	*	8/2006	Glass	.....	D6/348
D549,018	S	*	8/2007	Glass	.....	D6/375
D572,049	S	*	7/2008	Kerr	.....	D6/375
D647,316	S	*	10/2011	Kim	.....	D6/375
D648,561	S	*	11/2011	Johansson	.....	D6/375
D648,564	S	*	11/2011	Johansson	.....	D6/375
D801,096	S	*	10/2017	Grabowski	.....	D6/716
D801,097	S	*	10/2017	Grabowski	.....	D6/716
D801,098	S	*	10/2017	Farber	.....	D6/716
D802,348	S	*	11/2017	Grabowski	.....	D6/716
9,814,316	B2	*	11/2017	Kassanoff	.....	A47C 3/04
D808,677	S	*	1/2018	Grabowski	.....	D6/375
D808,678	S	*	1/2018	Grabowski	.....	D6/375
D809,315	S	*	2/2018	Grabowski	.....	D6/375
D818,732	S	*	5/2018	Grabowski	.....	D6/375
D836,929	S	*	1/2019	Fletcher	.....	D6/348
D840,704	S	*	2/2019	Grabowski	.....	D6/375

(Continued)

(21) Appl. No.: **29/680,609**

*Primary Examiner* — Kevin K Rudzinski

(22) Filed: **Feb. 18, 2019**

*Assistant Examiner* — Paul D Bohannon

(74) *Attorney, Agent, or Firm* — Ferguson Braswell

Fraser Kubasta PC; Kelly Kubasta; Elizabeth Philip Dahm

**Related U.S. Application Data**

(62) Division of application No. 29/630,048, filed on Dec. 19, 2017, now Pat. No. Des. 840,704, which is a division of application No. 29/551,381, filed on Jan. 13, 2016, now Pat. No. Des. 808,677.

(57) **CLAIM**

The ornamental design for a chair, as shown and described.

(51) **LOC (12) Cl.** ..... **06-01**

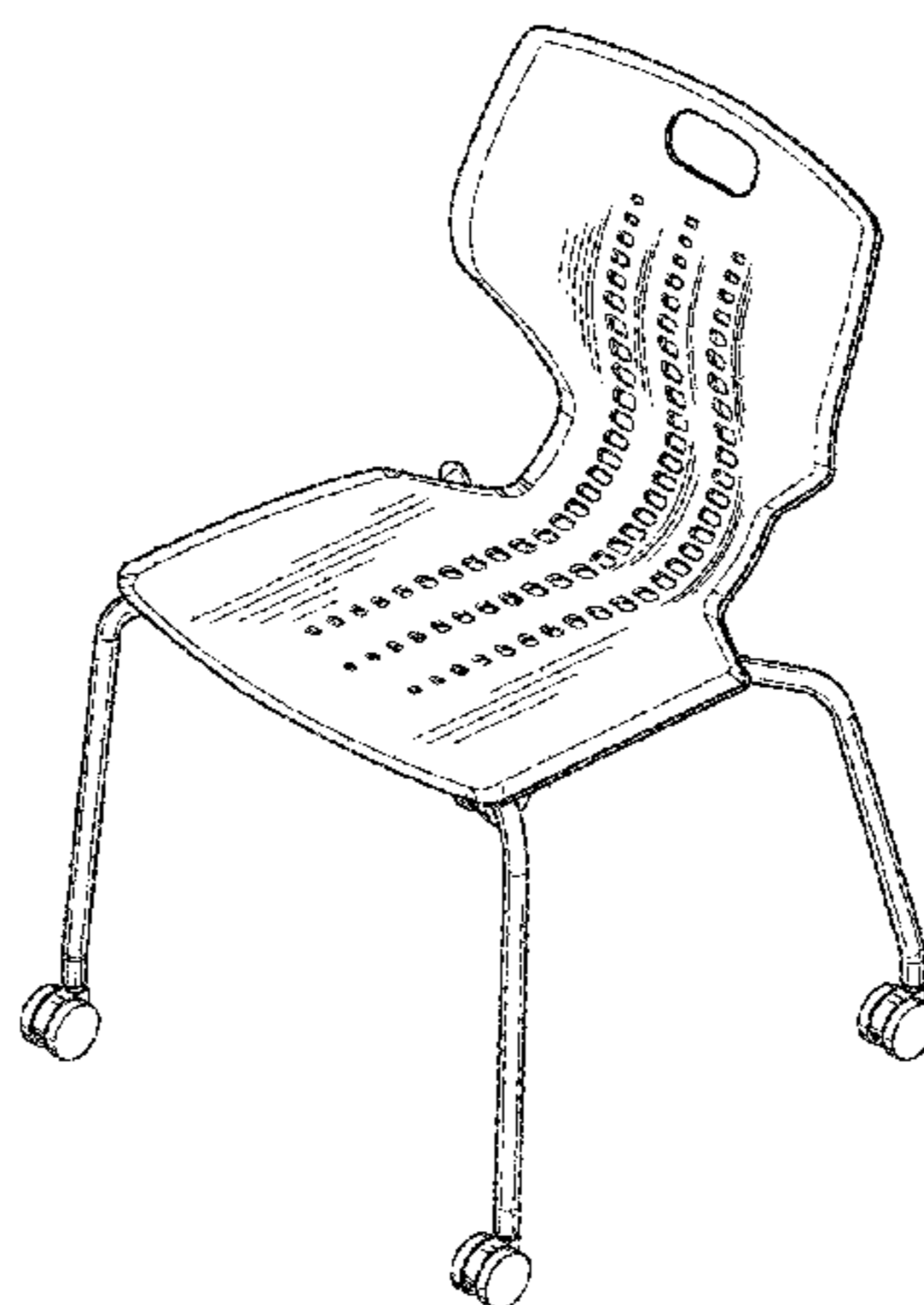
(52) **U.S. Cl.**  
USPC ..... **D6/375**

**DESCRIPTION**

(58) **Field of Classification Search**  
USPC ..... D6/336, 366, 367, 368, 374, 375, 601, D6/611, 708.21, 716, 716.1, 716.2, 716.3, D6/716.4, 716.5, 348, 379  
CPC .. A47C 7/022; A47C 7/18; A47C 7/40; A47C 7/383; A47C 3/00; A47C 3/04; B60N 2/22; B60N 2/48; B60N 2/66; B60N 2/449; B60N 2/4882; B60N 2/067; B60N 2/0715; A47D 1/00; B29L 2031/771  
See application file for complete search history.

FIG. 1 is a front perspective view of a chair;  
FIG. 2 is a front view of the chair of FIG. 1;  
FIG. 3 is a rear view of the chair of FIG. 1;  
FIG. 4 is a right side of the chair of FIG. 1;  
FIG. 5 is a left side of the chair of FIG. 1;  
FIG. 6 is a top plan view of the chair of FIG. 1; and,  
FIG. 7 is a bottom plan view of the chair of FIG. 1.

(Continued)



The broken lines, when present in the drawings, are for the purpose of illustrating the environment of the design and form no part of the claimed design.

**1 Claim, 7 Drawing Sheets**

(56)

**References Cited**

U.S. PATENT DOCUMENTS

D840,705 S *	2/2019	Grabowski .....	D6/375
D840,706 S *	2/2019	Grabowski .....	D6/375
2016/0106216 A1 *	4/2016	Mehaffey .....	A47C 3/12
			297/452.14
2017/0196360 A1 *	7/2017	Takagi .....	A47C 7/40

\* cited by examiner

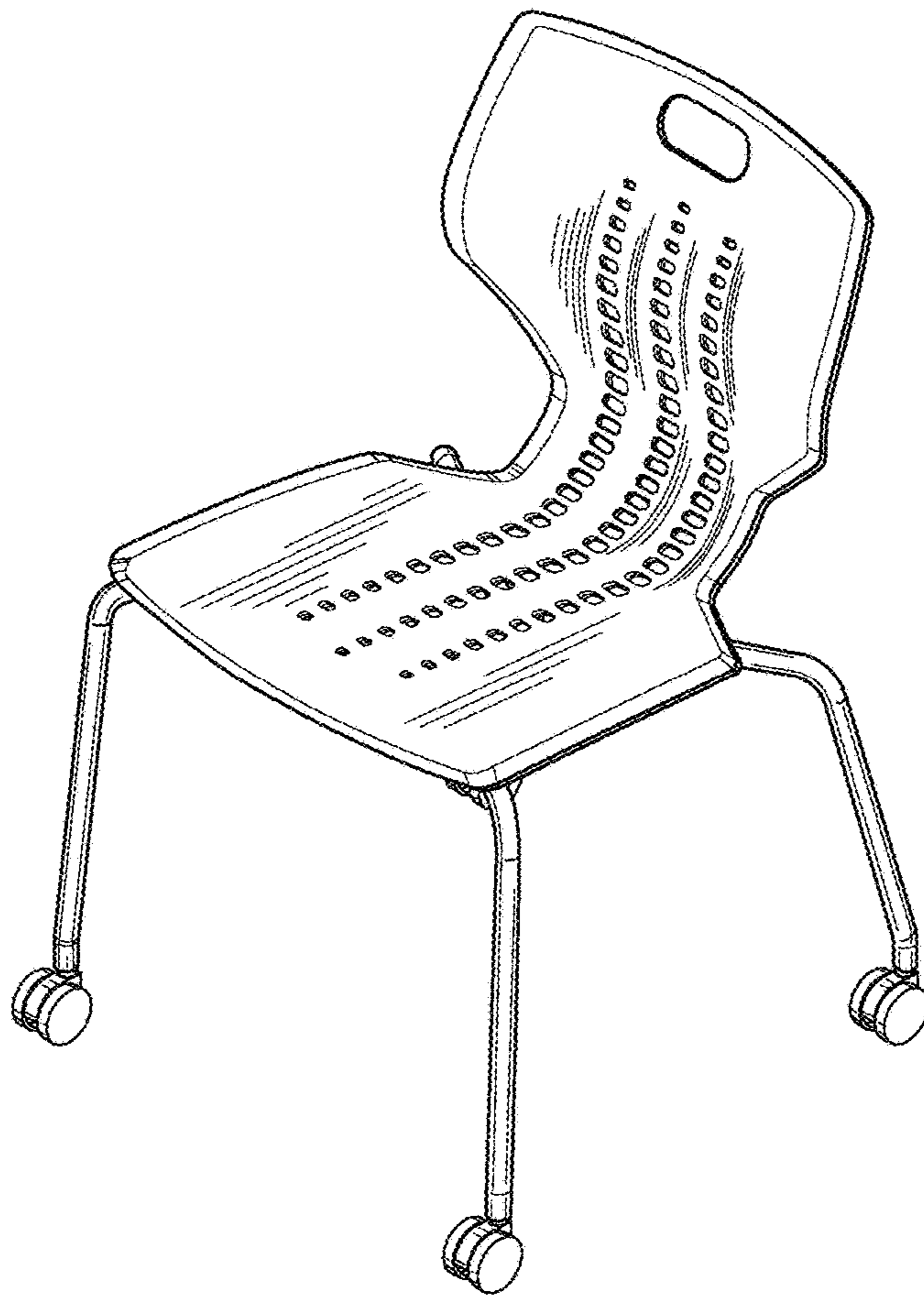


FIG. 1

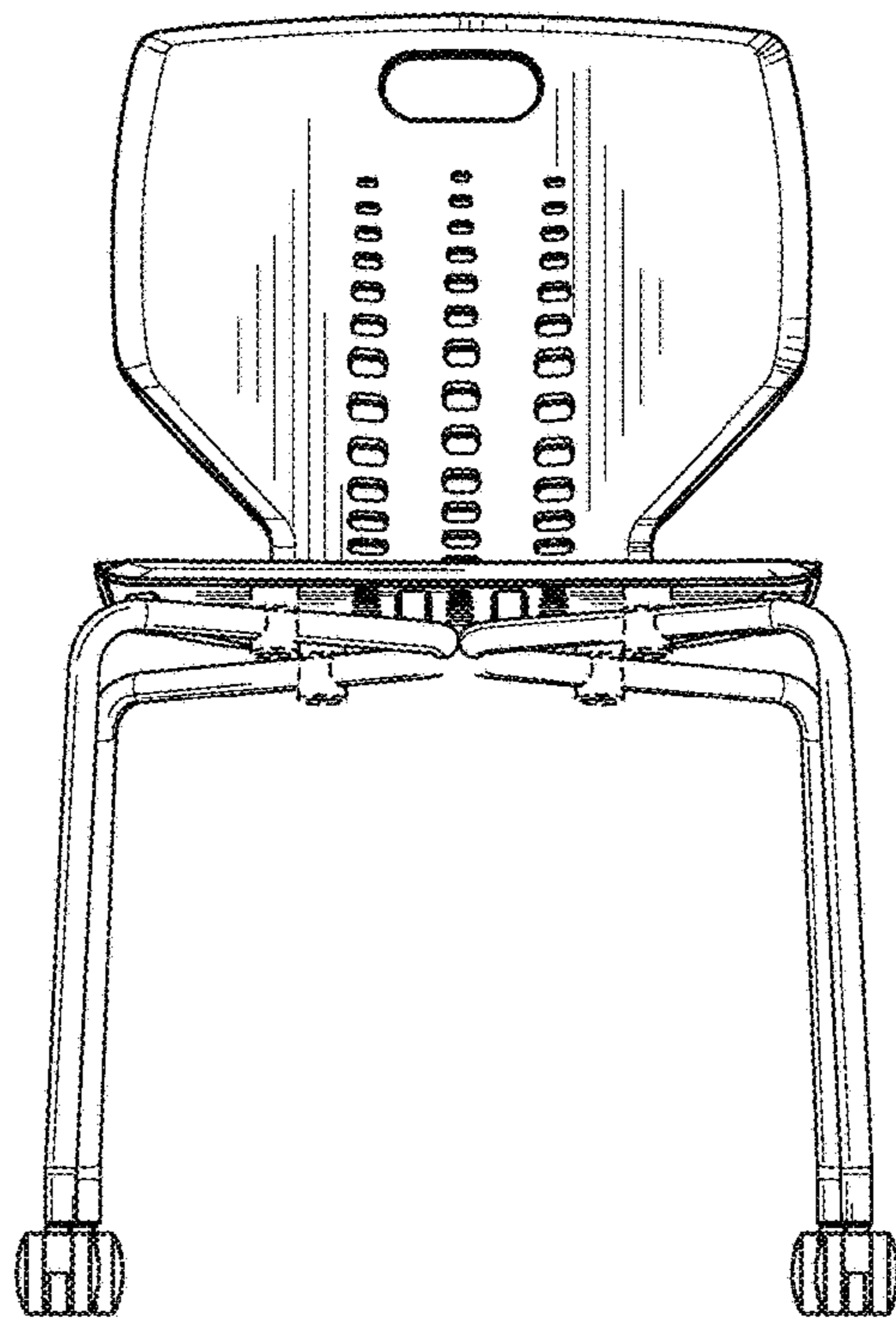


FIG. 2

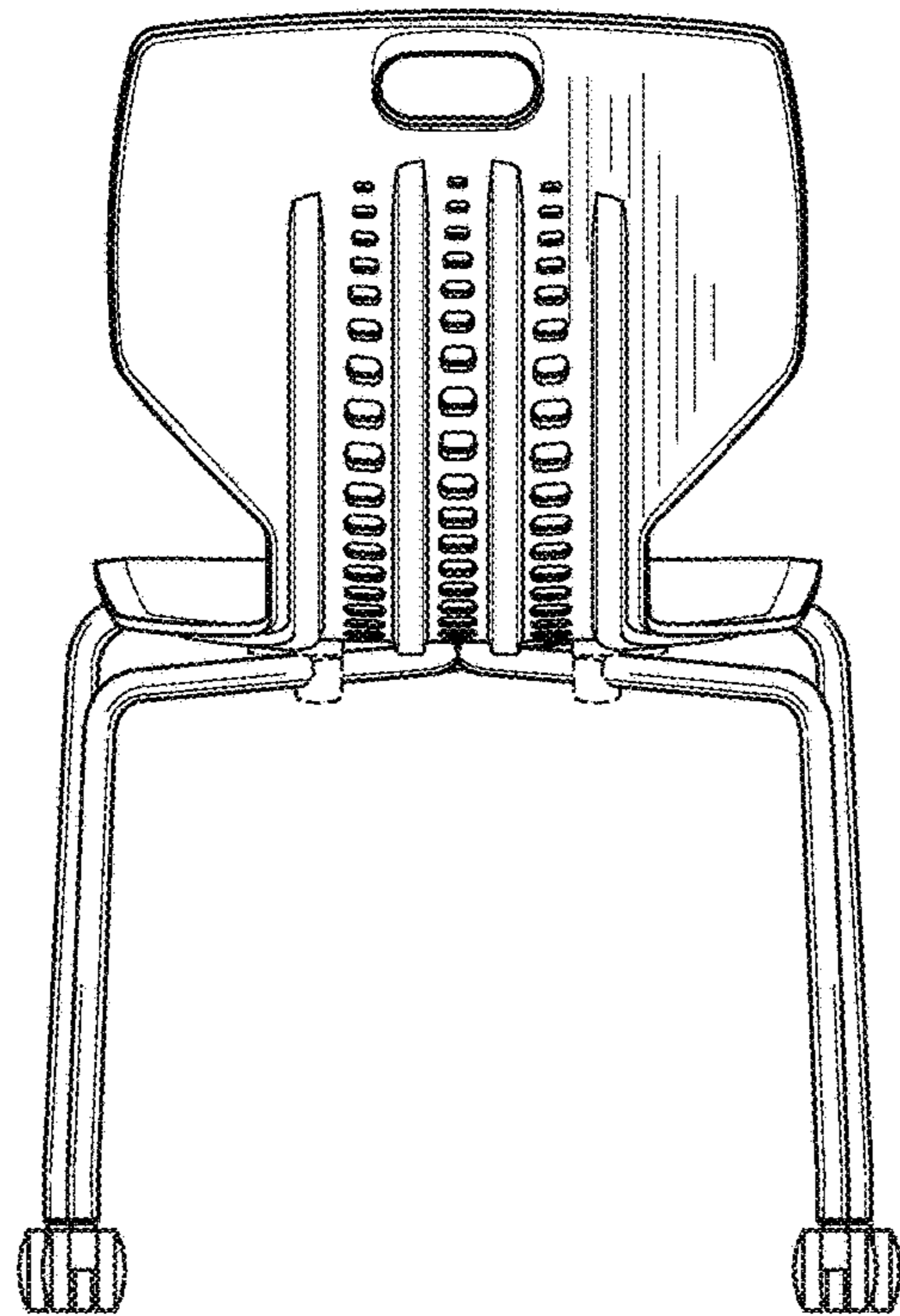


FIG. 3

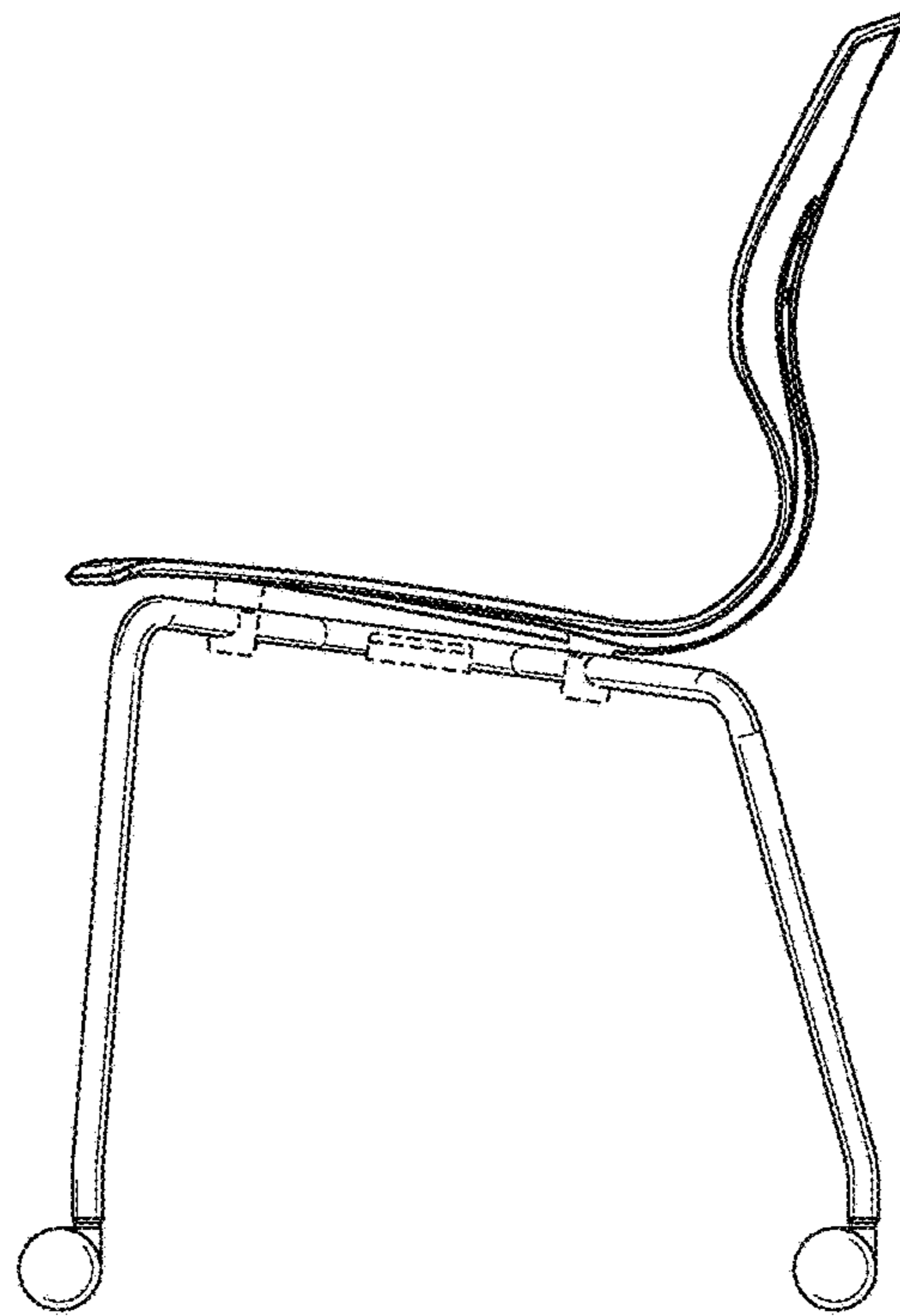


FIG. 4

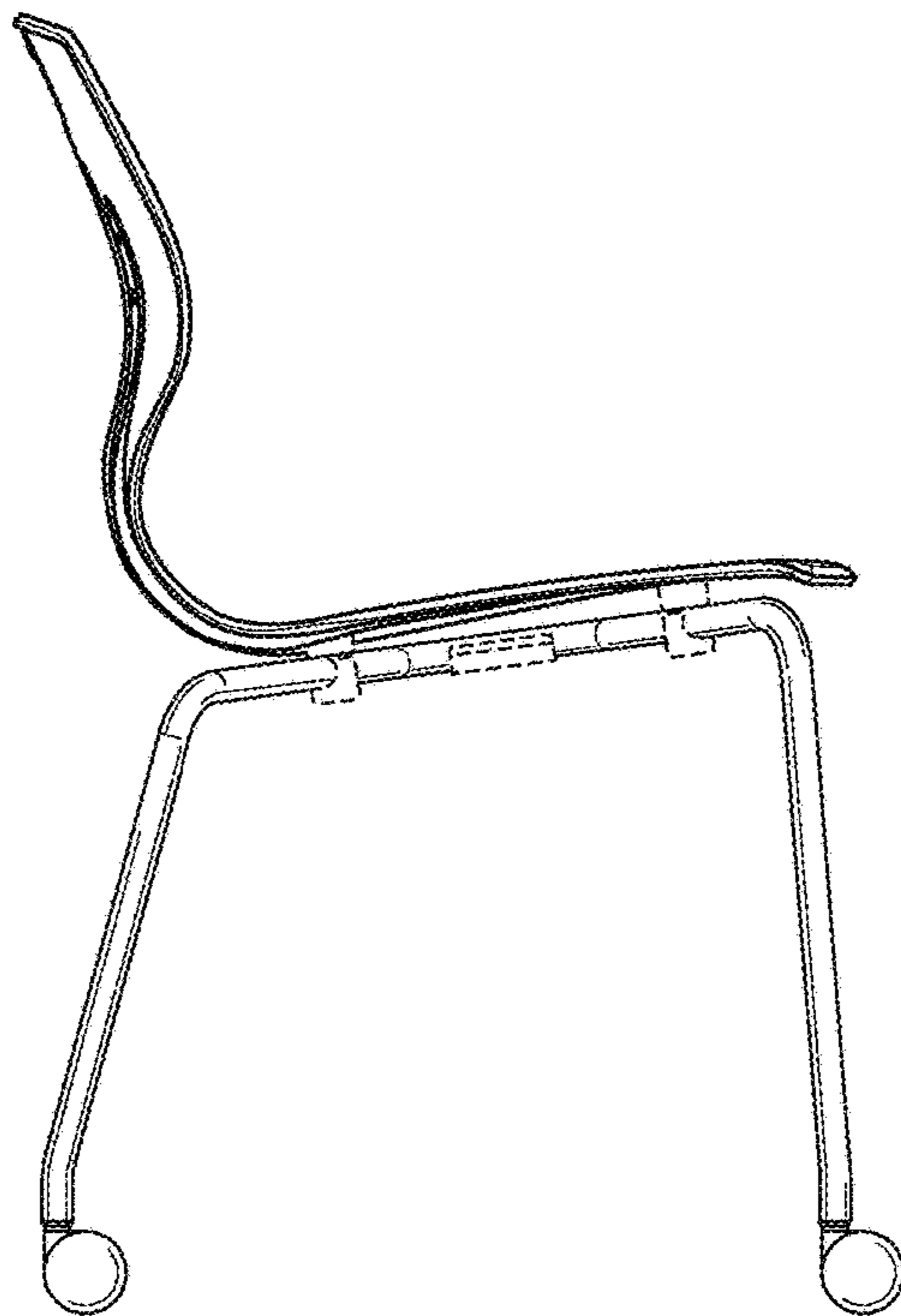


FIG. 5

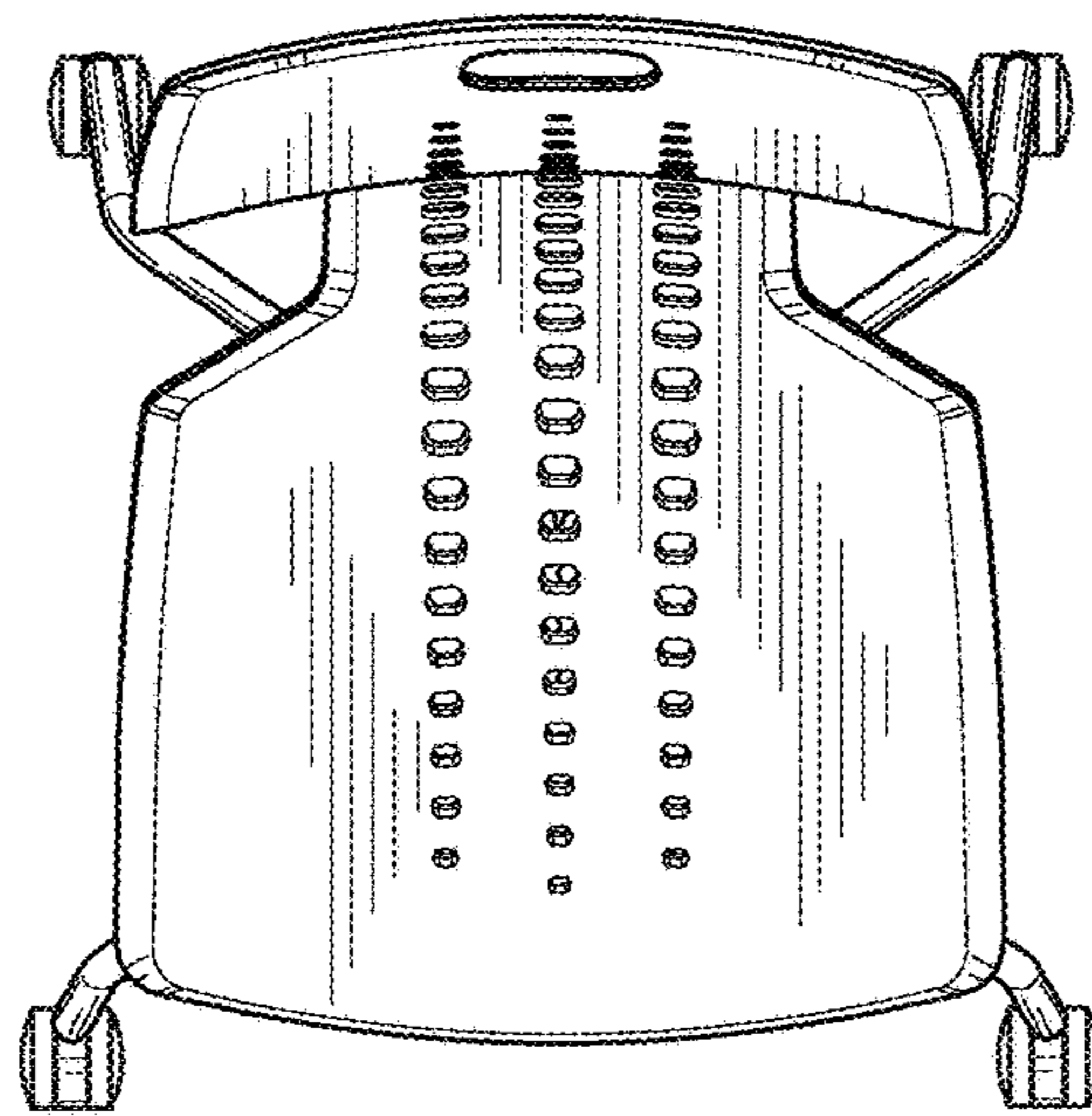


FIG. 6



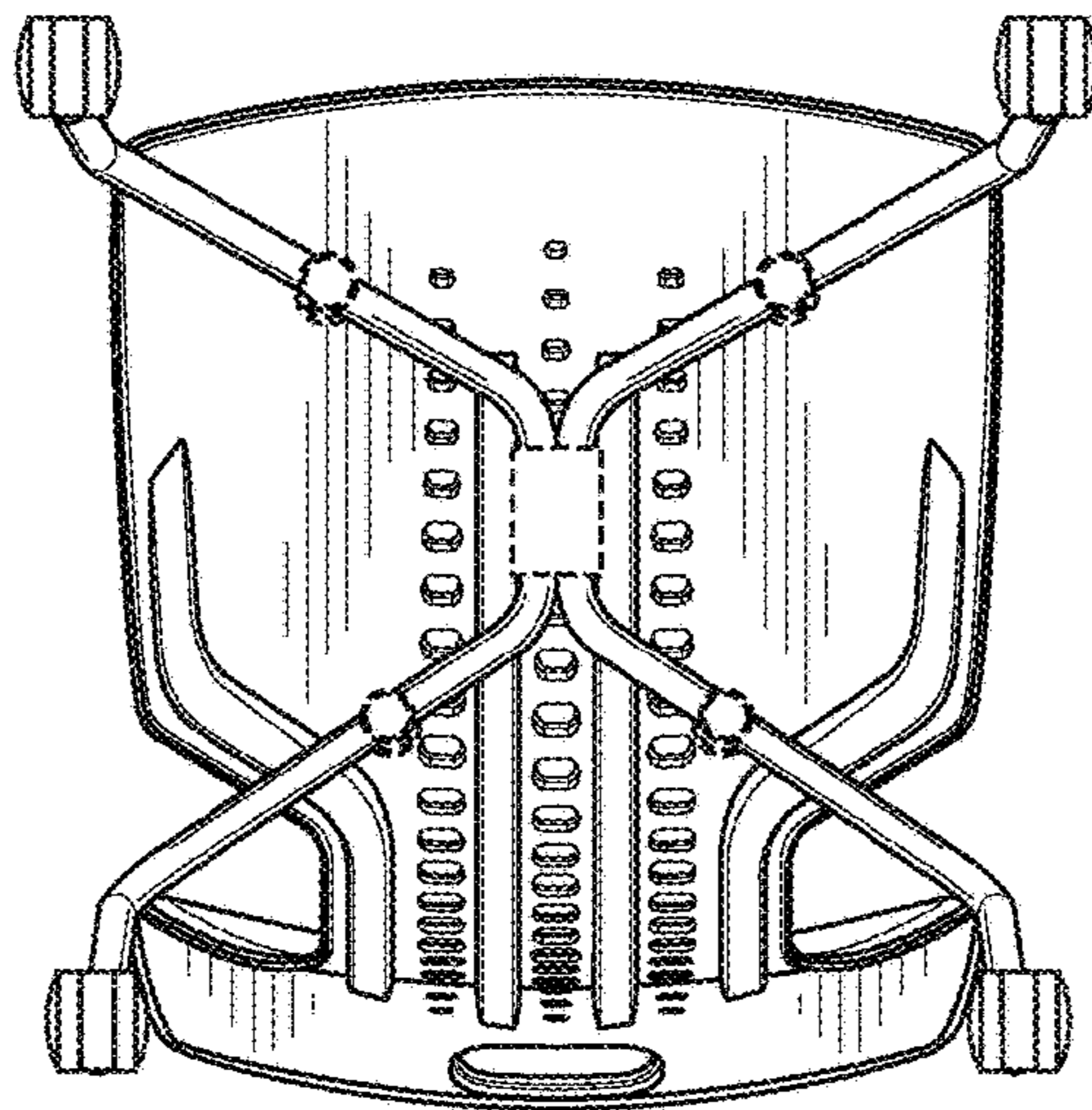


FIG. 7