

US00D856688S

(12) **United States Design Patent** (10) **Patent No.:** **US D856,688 S**
Imrich et al. (45) **Date of Patent:** **** Aug. 20, 2019**

(54) **CHILD SAFETY SEAT FOR MOTOR CARS**

D797,465 S * 9/2017 Pos B60N 2/2821
D6/333

(71) Applicant: **CYBEX GMBH**, Bayreuth (DE)

D797,481 S * 9/2017 Pos B60N 2/2803
D6/708.19

(72) Inventors: **Martin Imrich**, Prague (CZ); **Jiri Pribyl**, Prague (CZ)

2008/0303321 A1* 12/2008 Powell B60N 2/2824
297/216.11

(73) Assignee: **CYBEX GMBH**, Bayreuth (DE)

2010/0052384 A1* 3/2010 Yang B60N 2/2824
297/253

(**) Term: **15 Years**

2011/0233978 A1* 9/2011 Clement B60N 2/2821
297/256.13

(21) Appl. No.: **35/503,677**

2012/0319442 A1* 12/2012 Clement B60N 2/2821
297/216.11

(22) Filed: **Mar. 10, 2017**

2014/0327281 A1* 11/2014 Hou B60N 2/2821
297/217.1

* cited by examiner

(80) **Hague Agreement Data**

Int. Filing Date: **Mar. 10, 2017**

Primary Examiner — Mary Ann Calabrese

Int. Reg. No.: **DM/096886**

(74) *Attorney, Agent, or Firm* — Boyle Fredrickson, S.C.

Int. Reg. Date: **Mar. 10, 2017**

Int. Reg. Pub. Date: **Sep. 15, 2017**

(30) **Foreign Application Priority Data**

Sep. 14, 2016 (WO) 968714901

(51) **LOC (12) Cl.** **06-01**

(52) **U.S. Cl.**

USPC **D6/333**

(58) **Field of Classification Search**

USPC D6/333–335, 356

CPC A47C 1/00; A47D 1/00; A47D 15/005;

A47D 15/006; B60N 2/26; B60N 2/2851;

B60N 2/2887; B60N 2/42

See application file for complete search history.

(56) **References Cited**

U.S. PATENT DOCUMENTS

7,097,245 B2* 8/2006 Barker B60N 2/2803

297/256.14

9,227,537 B2* 1/2016 Cheng B60N 2/2821

(57) **CLAIM**

The ornamental design for a child safety seat for motor cars, as shown and described.

DESCRIPTION

1. Child safety seat for motor cars

2.1 is a perspective view of a child safety seat for motor cars in accordance with the present invention;

2.2 is a front elevational view of the child safety seat of **2.1**;

2.3 is a rear elevational view of the child safety seat of **2.1**;

2.4 is a top plan view of the child safety seat of **2.1**;

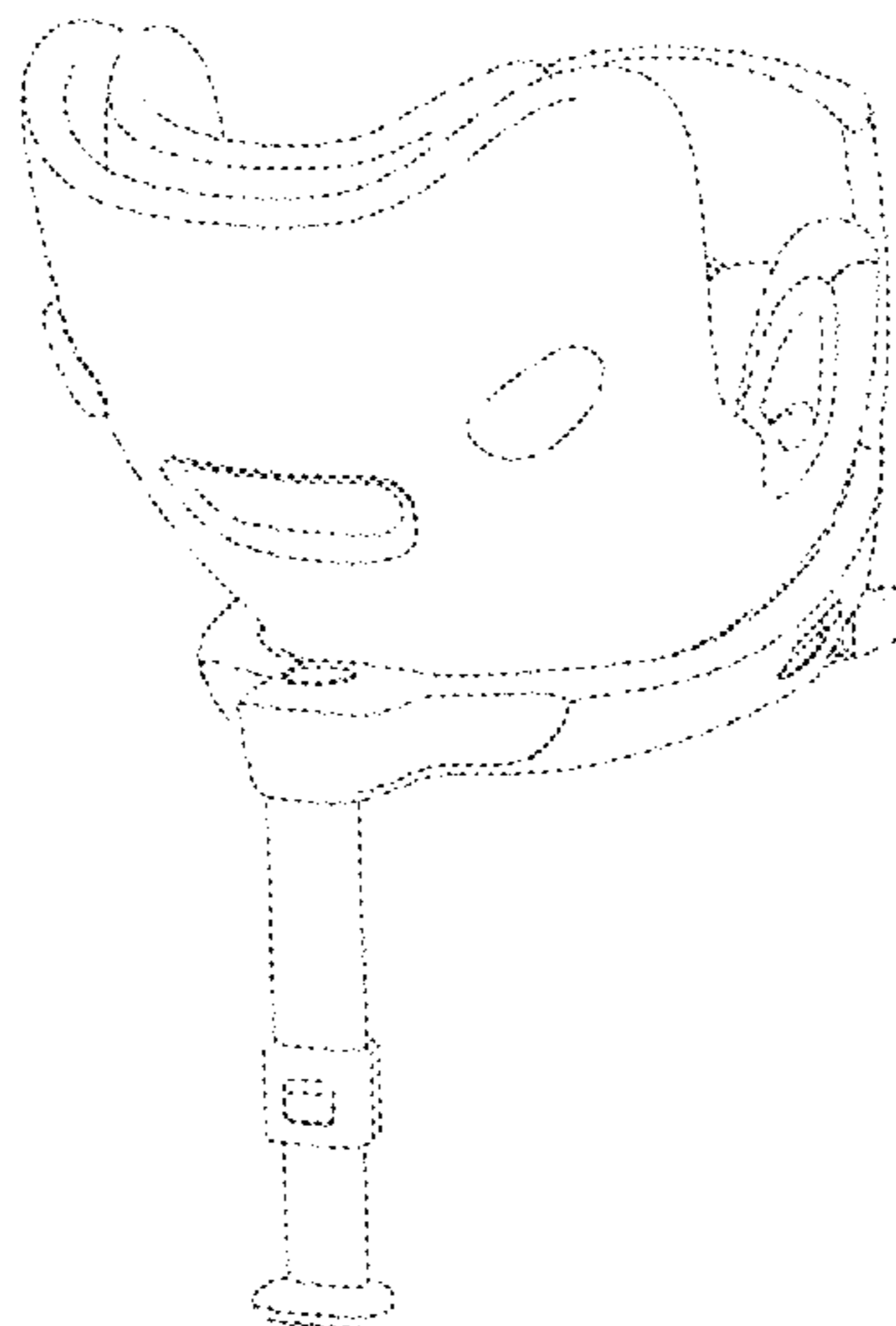
2.5 is a bottom plan view of the child safety seat of **2.1**;

2.6 is a side elevational view of a first side of the child safety seat of **2.1**; and


2.7 is a side elevational view of a second side of the child safety seat of **2.1**.

The broken lines in the drawings depict portions of the child safety seat for motor cars that form no part of the claim.

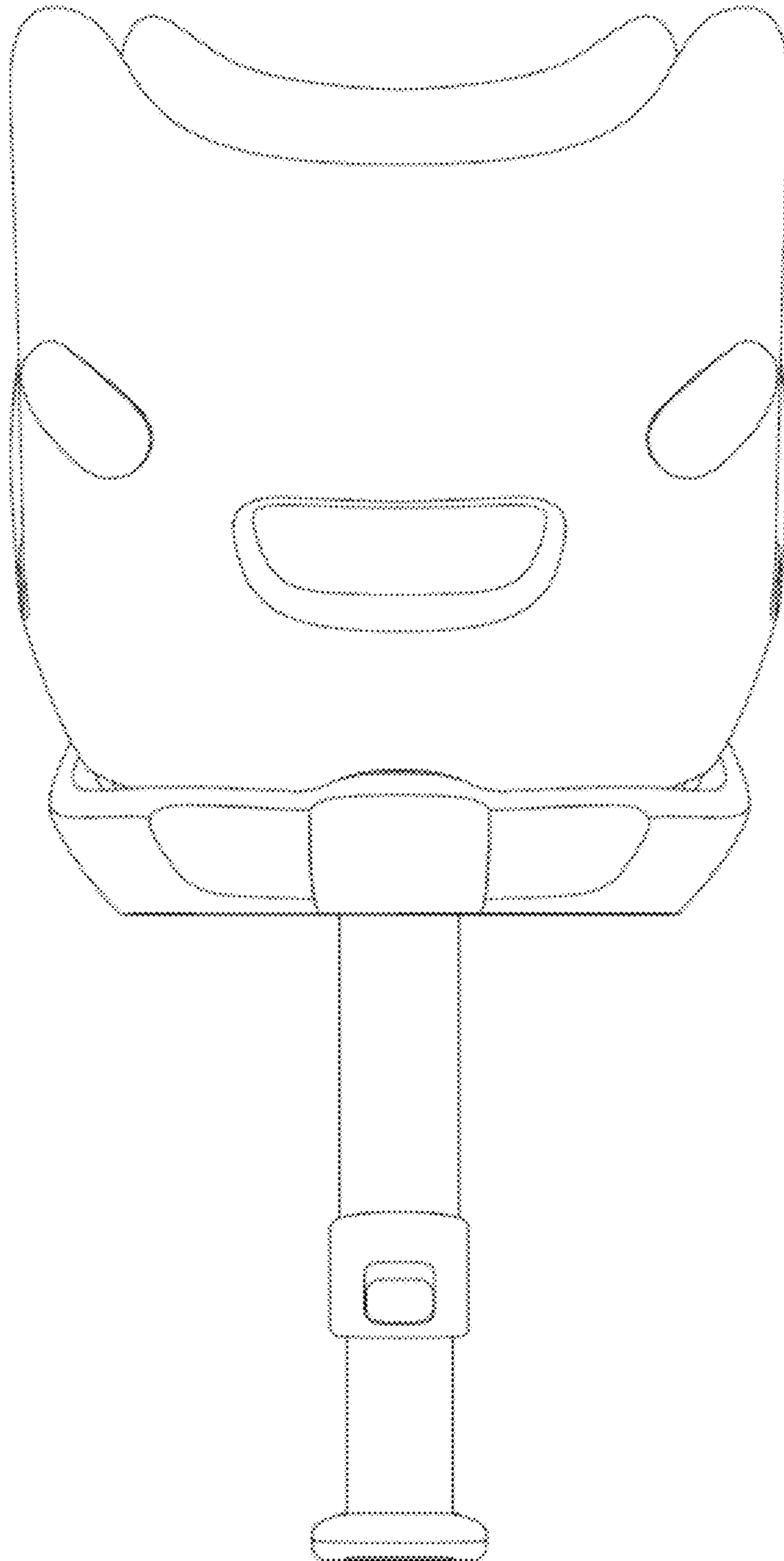
1 Claim, 7 Drawing Sheets



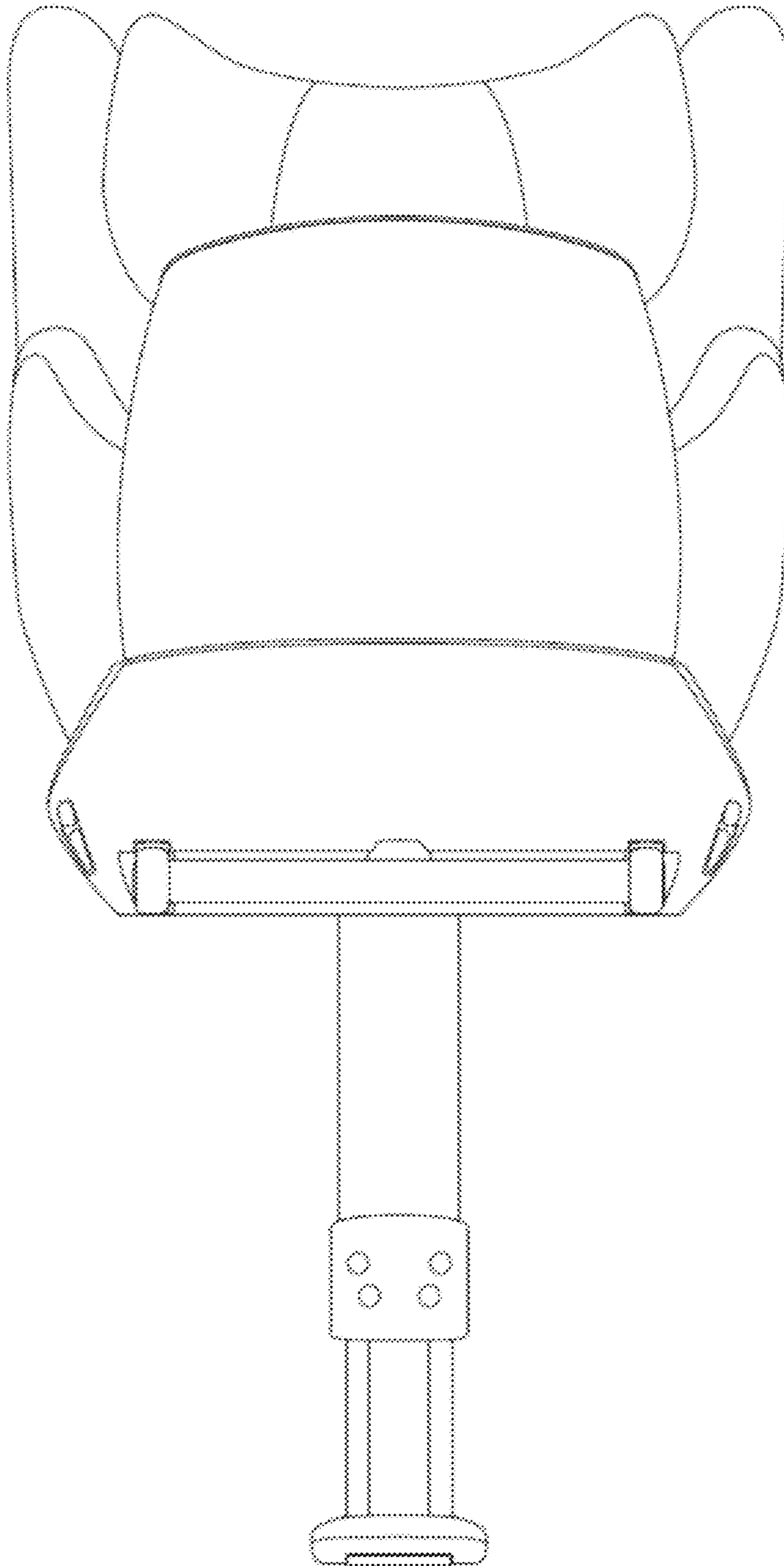
2.1



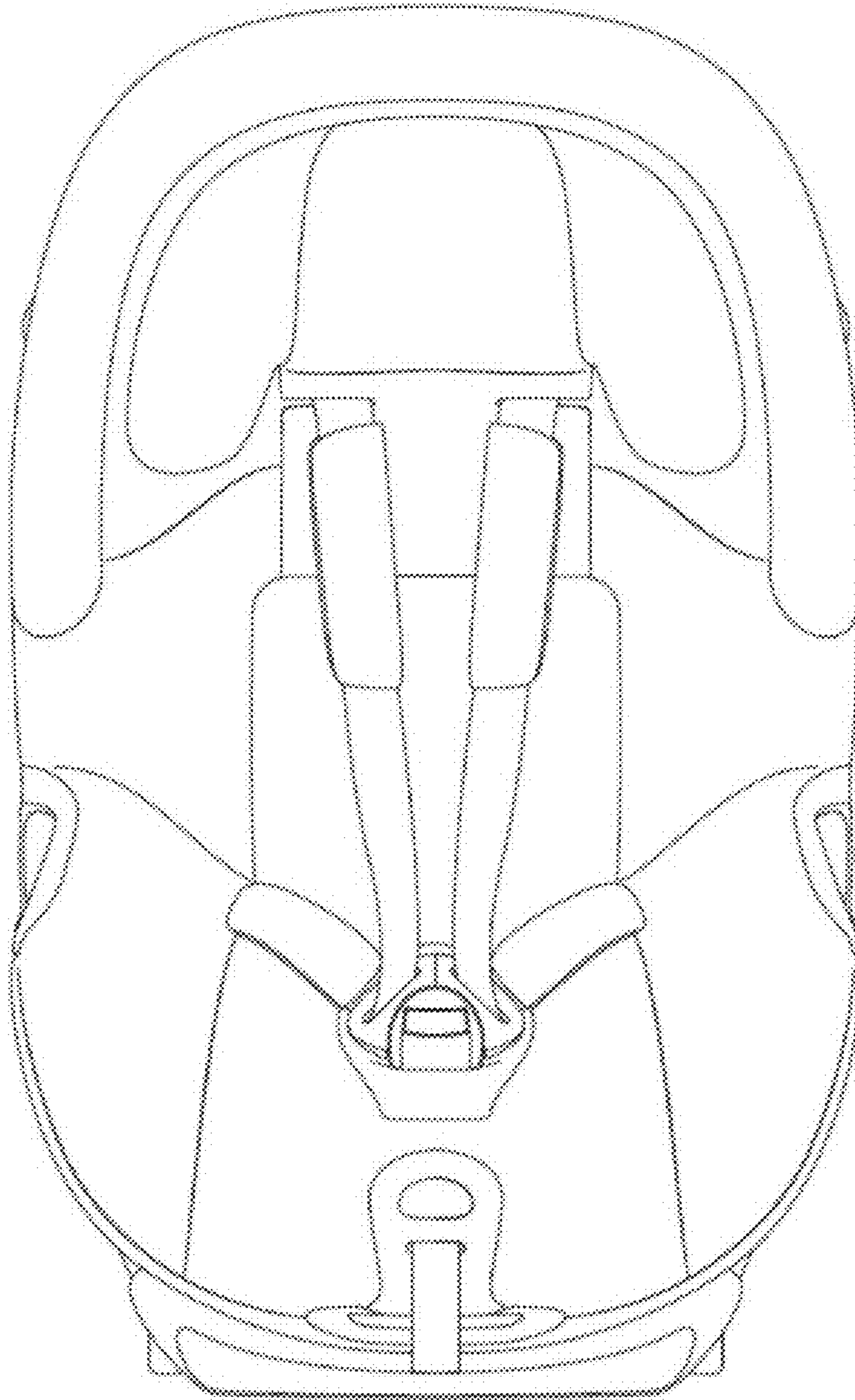
2.2

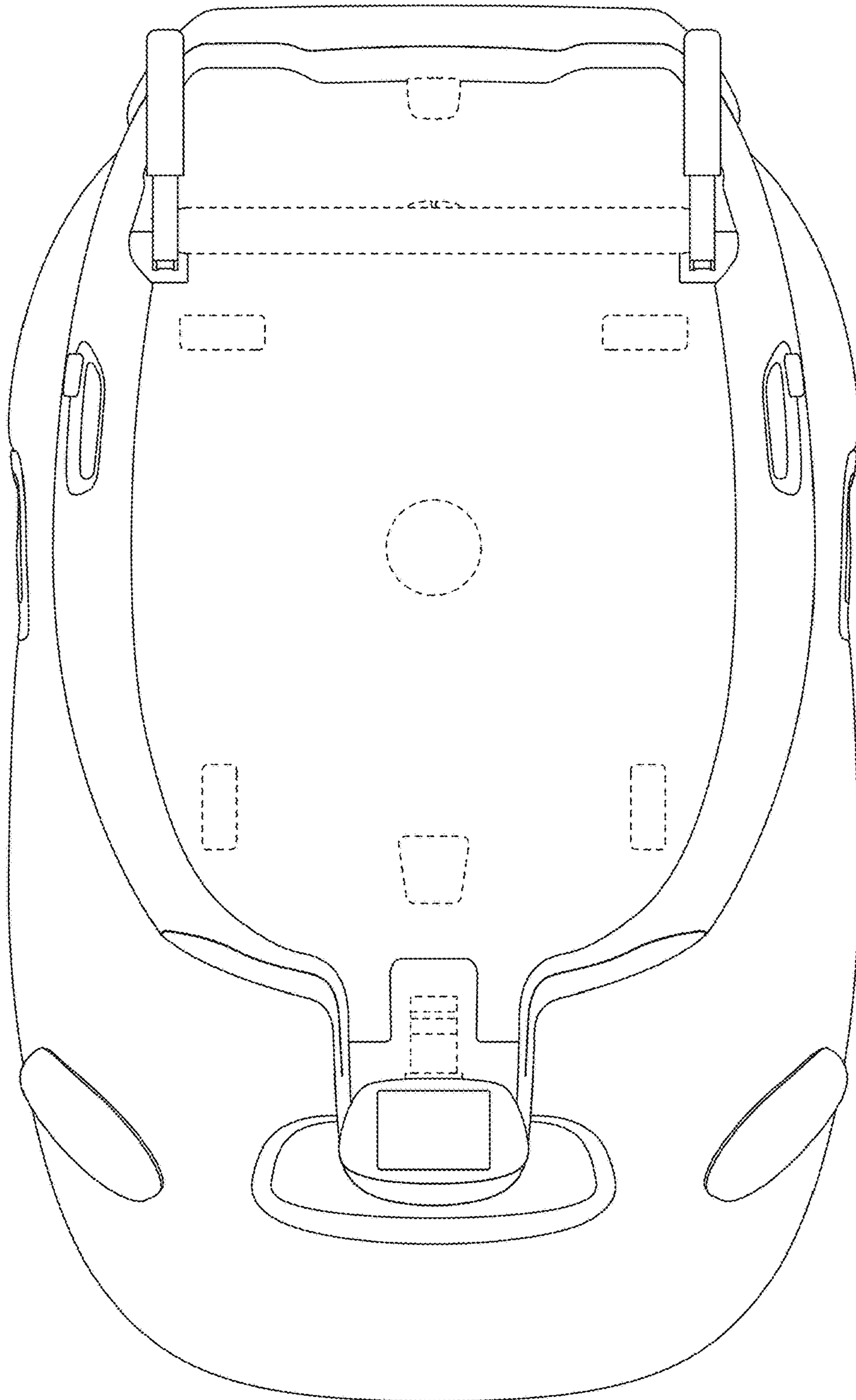


2.3



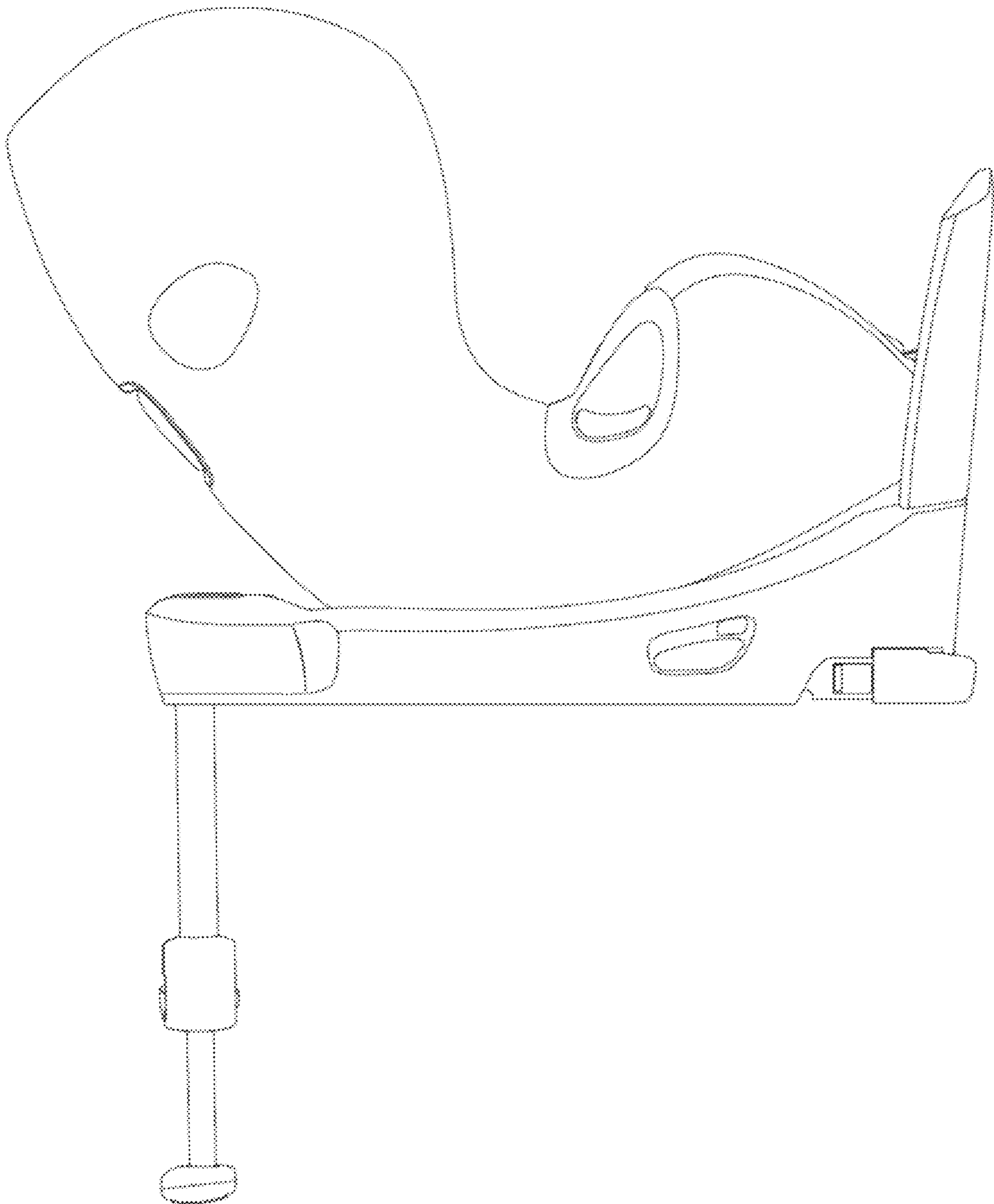
2.4





2.5

2.6



2.7

