



US00D856675S

(12) **United States Design Patent** (10) **Patent No.:** **US D856,675 S**
Shalgi (45) **Date of Patent:** **** Aug. 20, 2019**

- (54) **LUGGAGE**
- (71) Applicant: **Travel Light Ltd.**, Tel Aviv (IL)
- (72) Inventor: **Netta Shalgi**, Tel Aviv (IL)
- (73) Assignee: **Travel Light Ltd**, Tel Aviv (IL)
- (**) Term: **15 Years**
- (21) Appl. No.: **29/603,491**
- (22) Filed: **May 10, 2017**

- D448,161 S * 9/2001 Holodnicki D3/216
- D462,169 S * 9/2002 Giovanni D3/279
- D476,153 S * 6/2003 Sadr et al.
- D506,063 S * 6/2005 Hussa-Lietz D3/271.12
- D522,747 S * 6/2006 Tortorella D3/279
- D540,036 S * 4/2007 Newson D3/279
- D554,369 S * 11/2007 Katz D3/279
- D613,504 S * 4/2010 Baghdadi D3/274
- D618,910 S * 7/2010 Porter et al.
- D639,057 S * 6/2011 Presman D3/279
- D641,531 S * 7/2011 Harris
- D663,953 S * 7/2012 Chidiac D3/279
- D666,414 S * 9/2012 Giovannoni D3/279
- D701,696 S * 4/2014 Shitrit D3/279
- D711,104 S * 8/2014 Lai

(Continued)

Related U.S. Application Data

- (63) Continuation-in-part of application No. 29/549,614, filed on Dec. 28, 2015, now abandoned.

Foreign Application Priority Data

- Jun. 30, 2015 (IL) 57100

- (51) **LOC (12) Cl.** **03-01**

- (52) **U.S. Cl.**
USPC **D3/279**

- (58) **Field of Classification Search**
USPC ... D3/318, 216, 271.12, 279, 276, 273, 281,
D3/272, 905, 904, 303, 302, 301, 283,
D3/294, 292, 291, 289, 282, 902, 254;
D34/24
CPC A45C 5/00; A45C 5/03; A45C 5/04; A45C
5/14; A45C 13/262
See application file for complete search history.

References Cited

U.S. PATENT DOCUMENTS

- 5,062,653 A 11/1991 Deglis et al.
- D349,989 S * 8/1994 Shetterly D34/24
- D422,409 S * 4/2000 Klenner D3/276
- D441,161 S * 4/2001 Shetterly D34/24

Primary Examiner — Susan E Krakower
Assistant Examiner — Jerry Shiuuan-Hua Hsu
 (74) *Attorney, Agent, or Firm* — RMCK Law Group, PLC

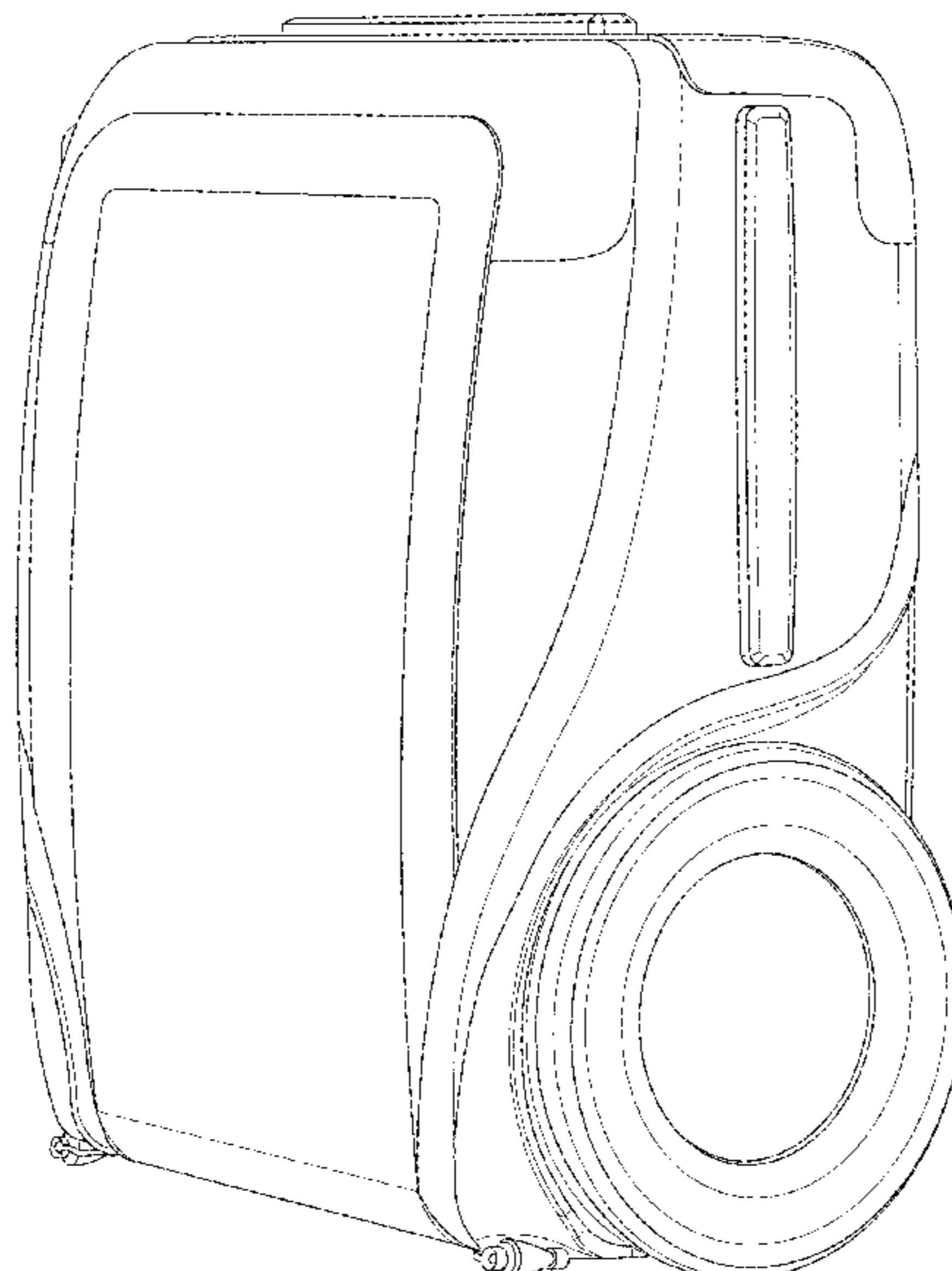
CLAIM

(57) The ornamental design for luggage, as shown and described.

DESCRIPTION

FIG. 1 is a front perspective view of a piece of luggage;
 FIG. 2 is a first rear perspective view of the piece of luggage of FIG. 1;
 FIG. 3 is a top view of the piece of luggage of FIG. 1;
 FIG. 4 is a first side view of the piece of luggage of FIG. 1;
 FIG. 5 is a first side view of the piece of luggage of FIG. 1;
 FIG. 6 is a front view of the piece of luggage of FIG. 1;
 FIG. 7 is a rear view of the piece of luggage of FIG. 1;
 FIG. 8 is a second rear perspective view of the piece of luggage of FIG. 1;
 FIG. 9 is a third rear perspective view of the piece of luggage of FIG. 1; and,
 FIG. 10 is a bottom view of the piece of luggage of FIG. 1.

1 Claim, 10 Drawing Sheets



(56)

References Cited

U.S. PATENT DOCUMENTS

D725,453	S	3/2015	Lodato et al.	
D743,168	S	11/2015	Niu et al.	
D752,344	S *	3/2016	Green	D3/272
D758,076	S	6/2016	Boer	
9,629,429	B2 *	4/2017	Green	A45C 13/262
D811,743	S *	3/2018	Barenbrug	D3/279
D828,691	S *	9/2018	Shalgi	D3/318
2005/0104333	A1	5/2005	Schmidt	
2005/0285357	A1	12/2005	Lin	
2009/0178865	A1	7/2009	Marcello	
2009/0200773	A1	8/2009	Riddiford	
2010/0163359	A1	7/2010	Shalgi	
2012/0012431	A1	1/2012	Hamilton	
2014/0182990	A1	7/2014	King	
2016/0262510	A1	9/2016	Shalgi	
2018/0213900	A1 *	8/2018	Shalgi	A45C 5/14

* cited by examiner

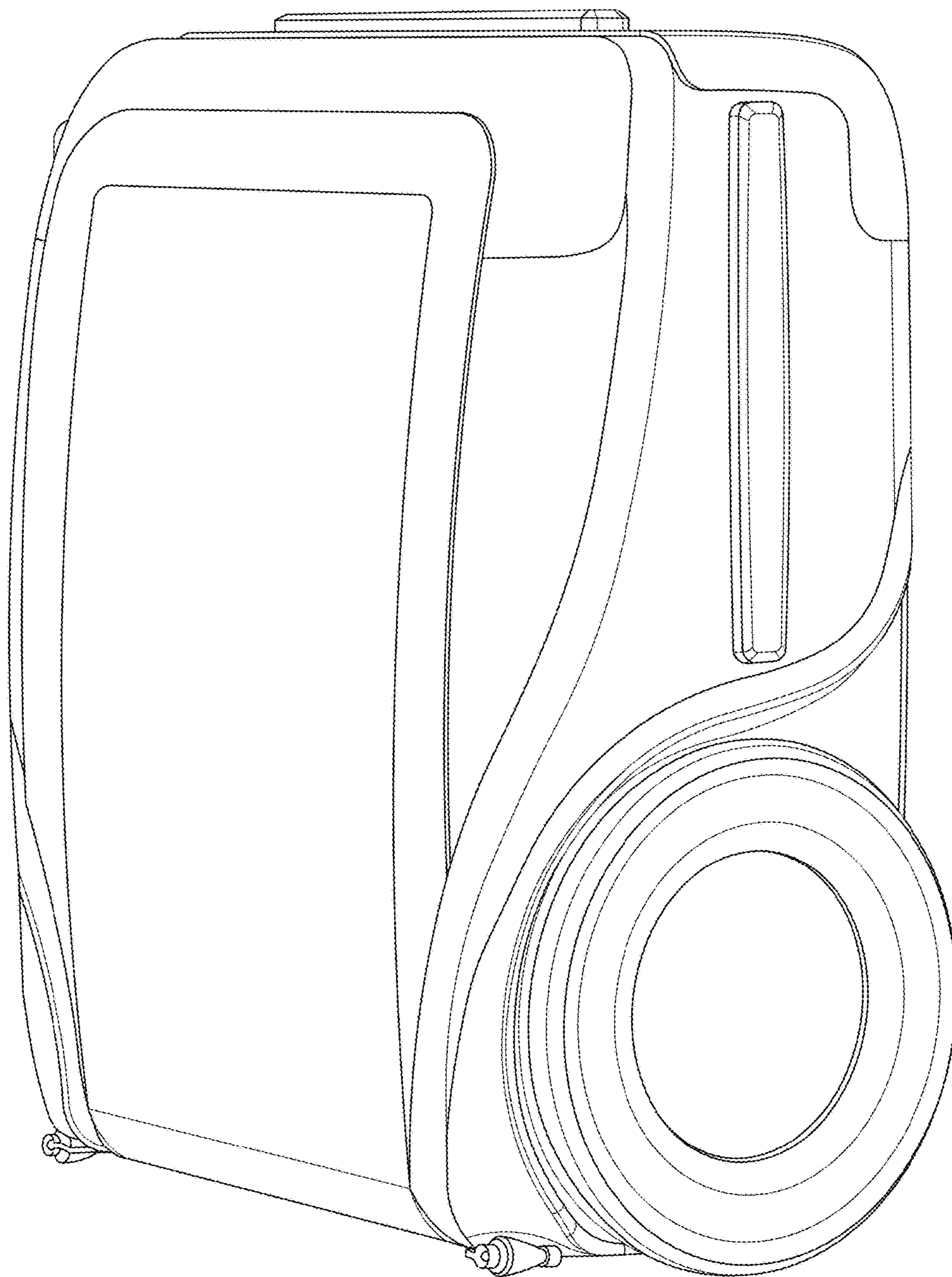


FIG. 1

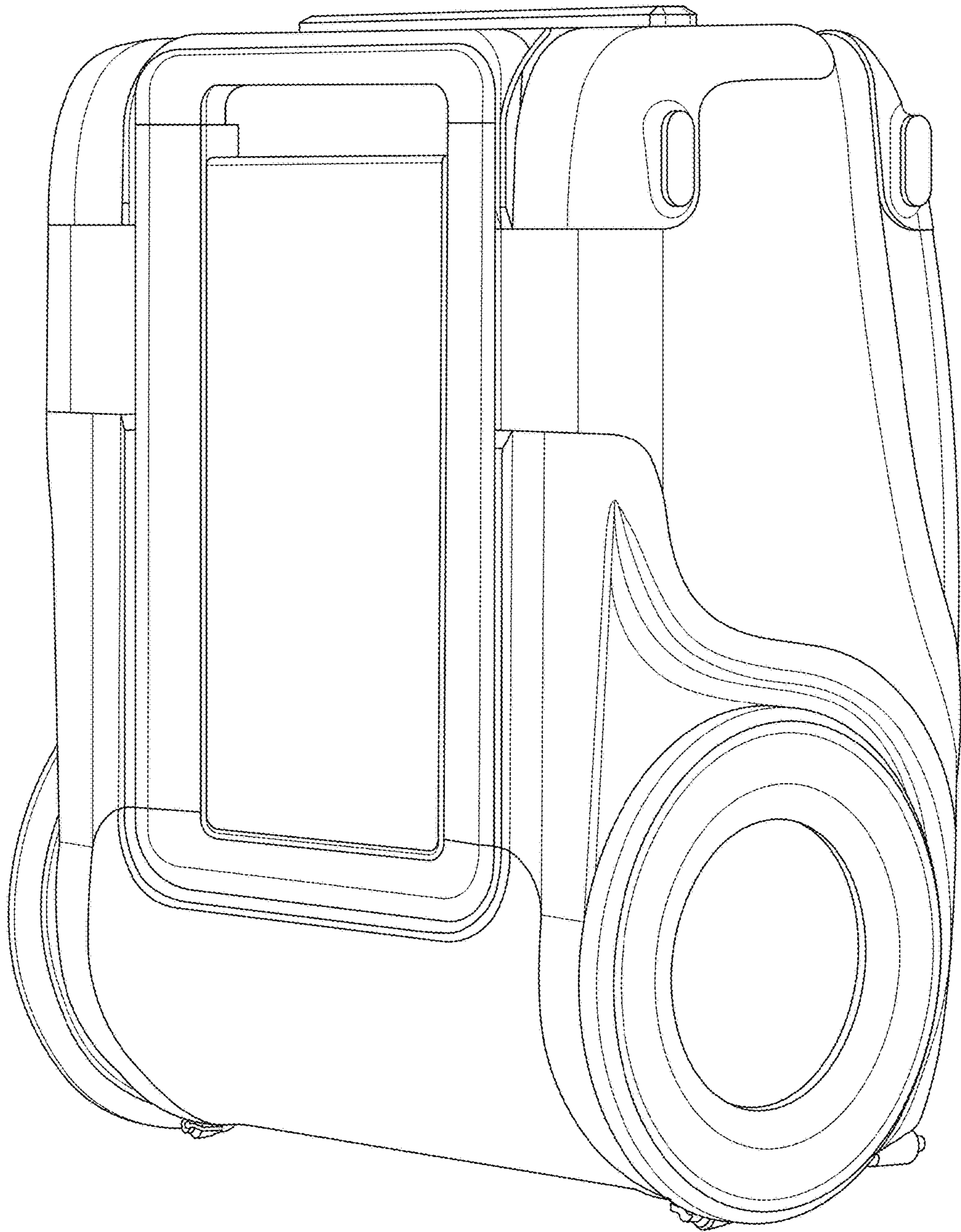


FIG. 2




FIG. 3

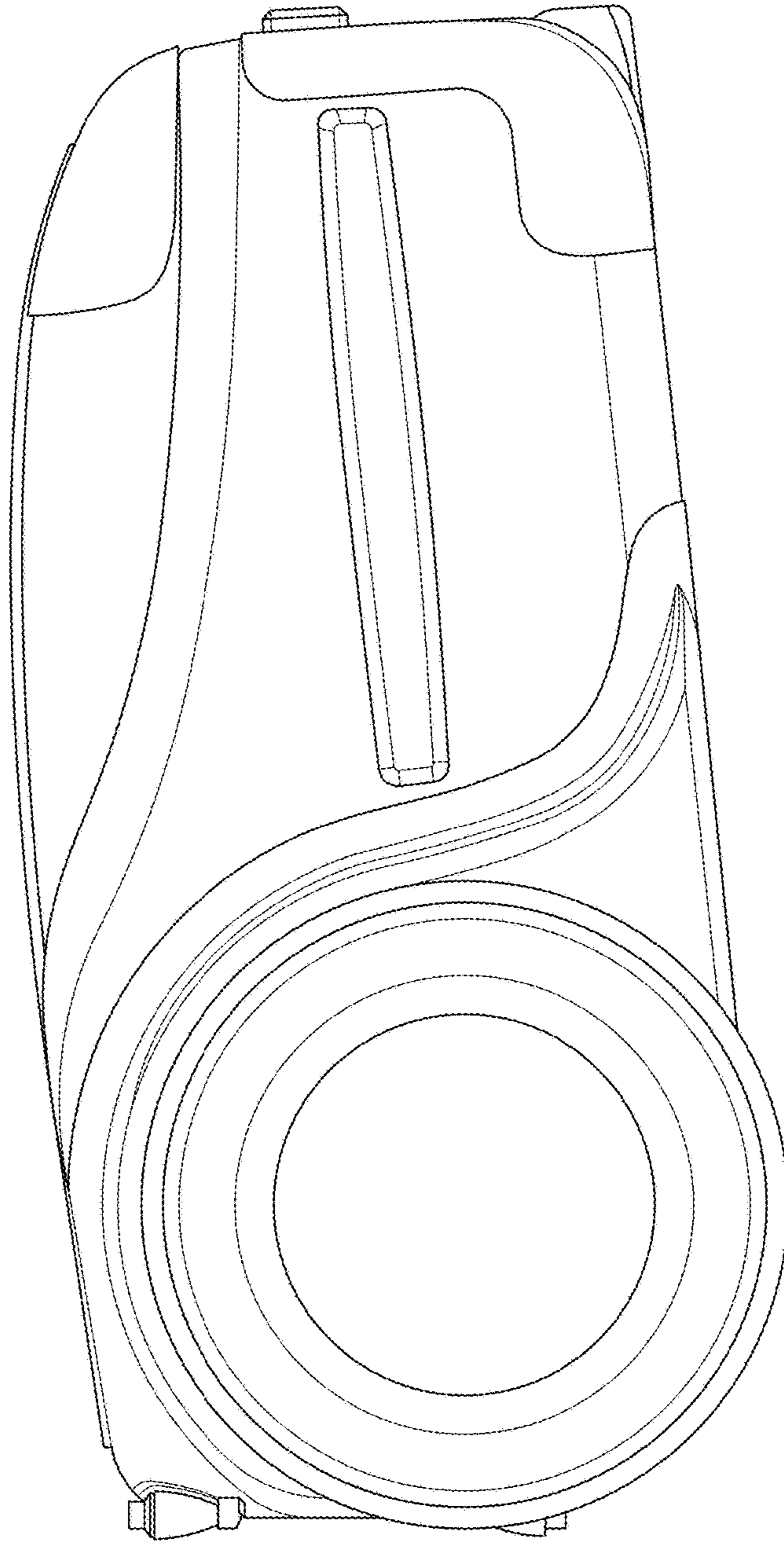


FIG. 4

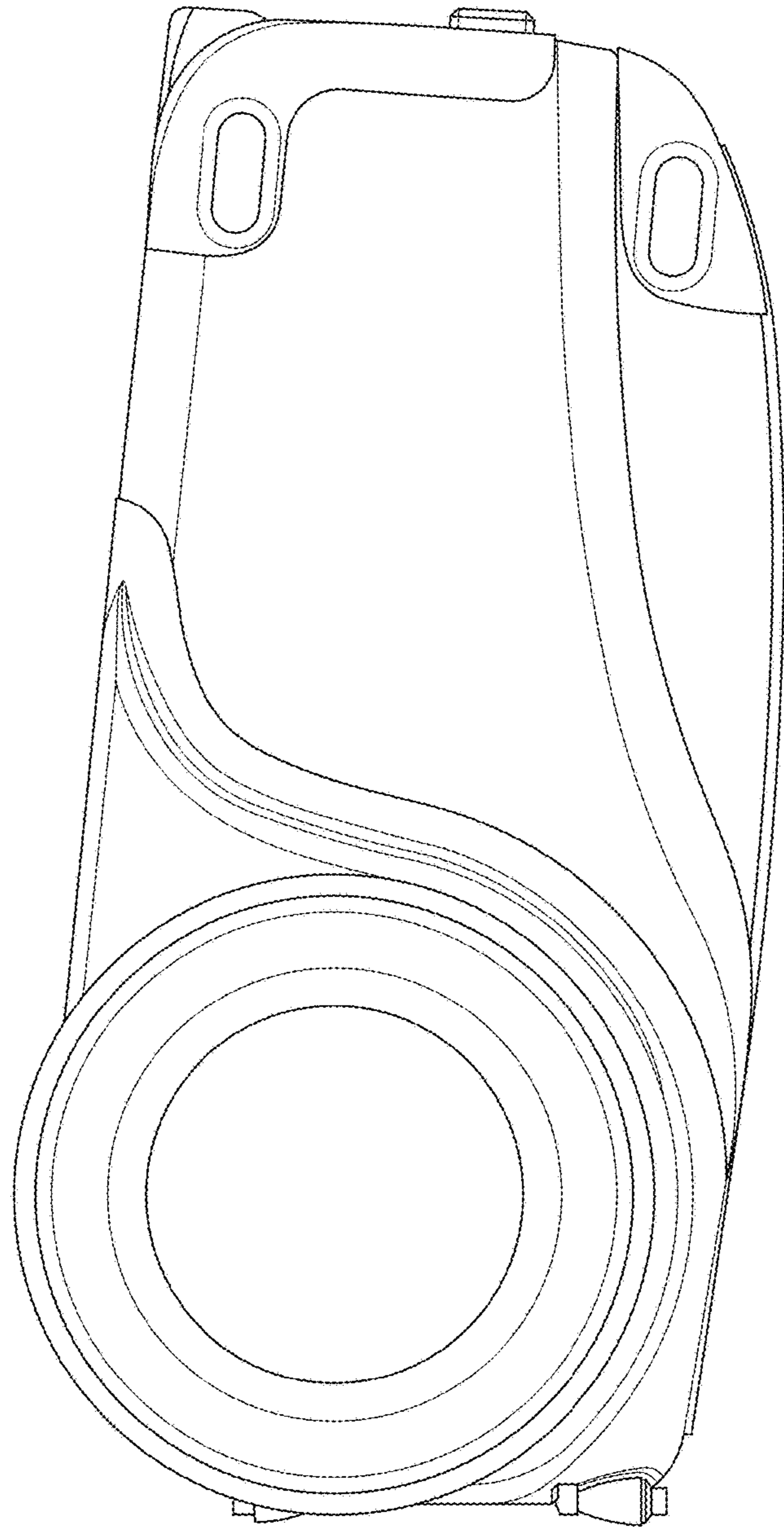


FIG. 5

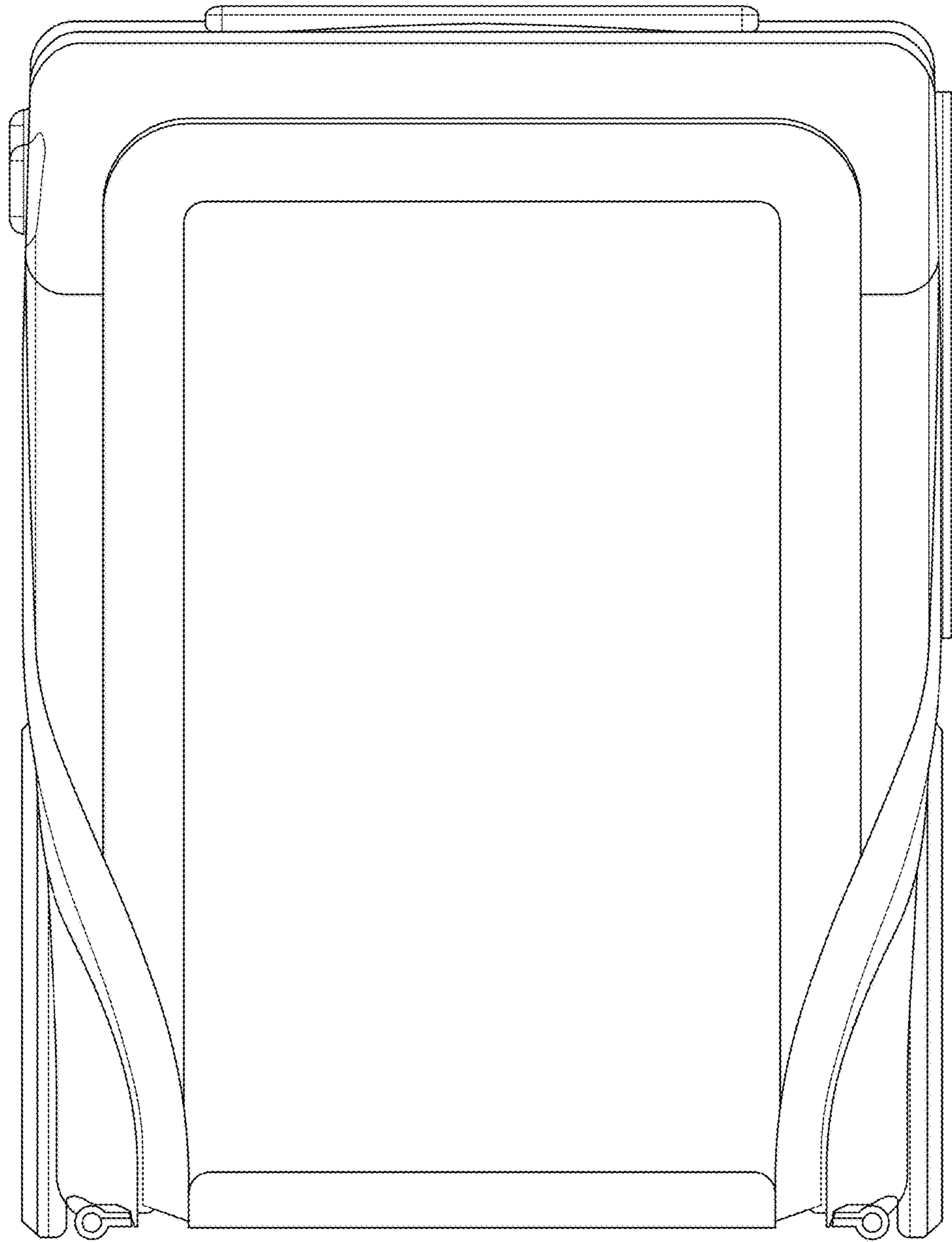


FIG. 6

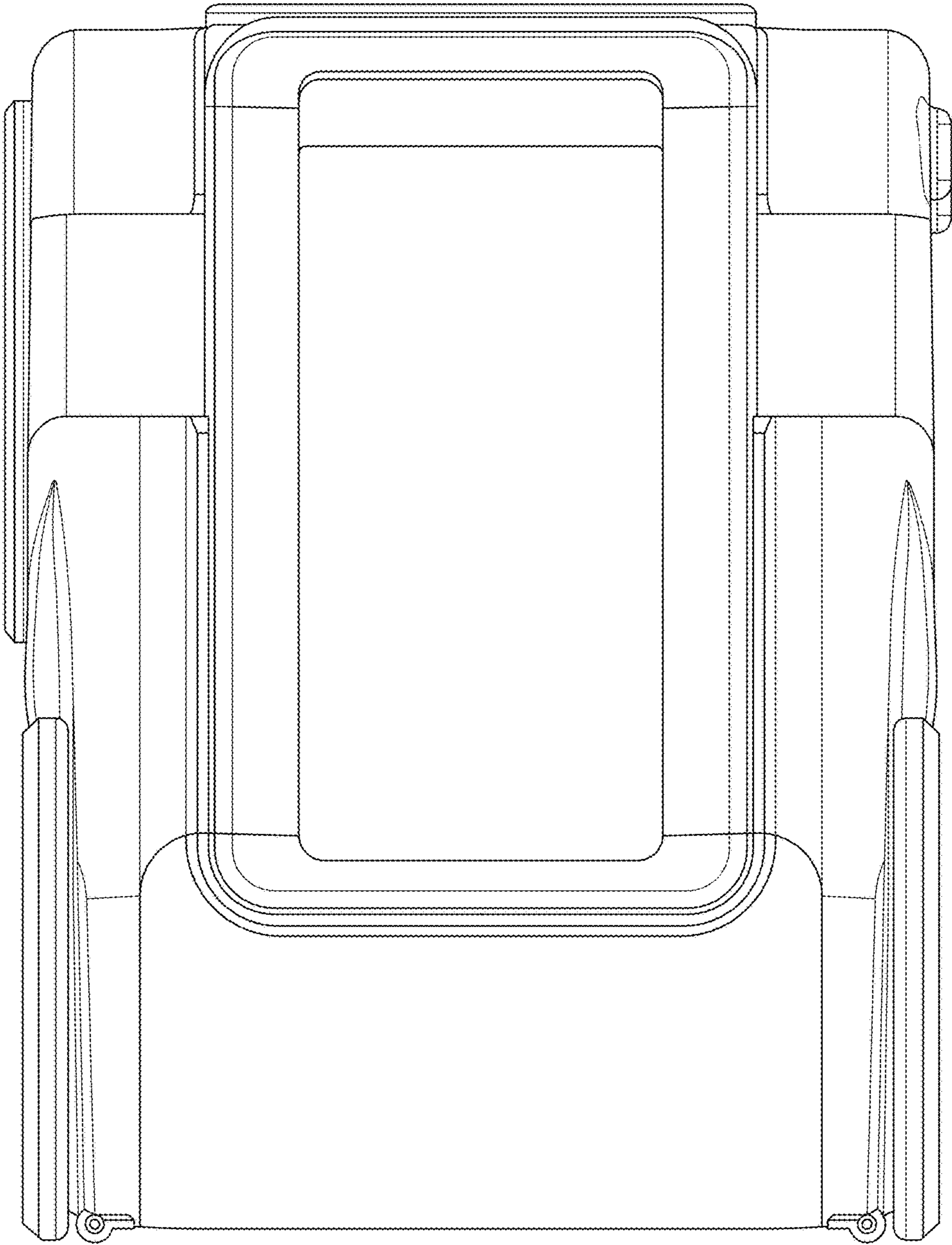


FIG. 7

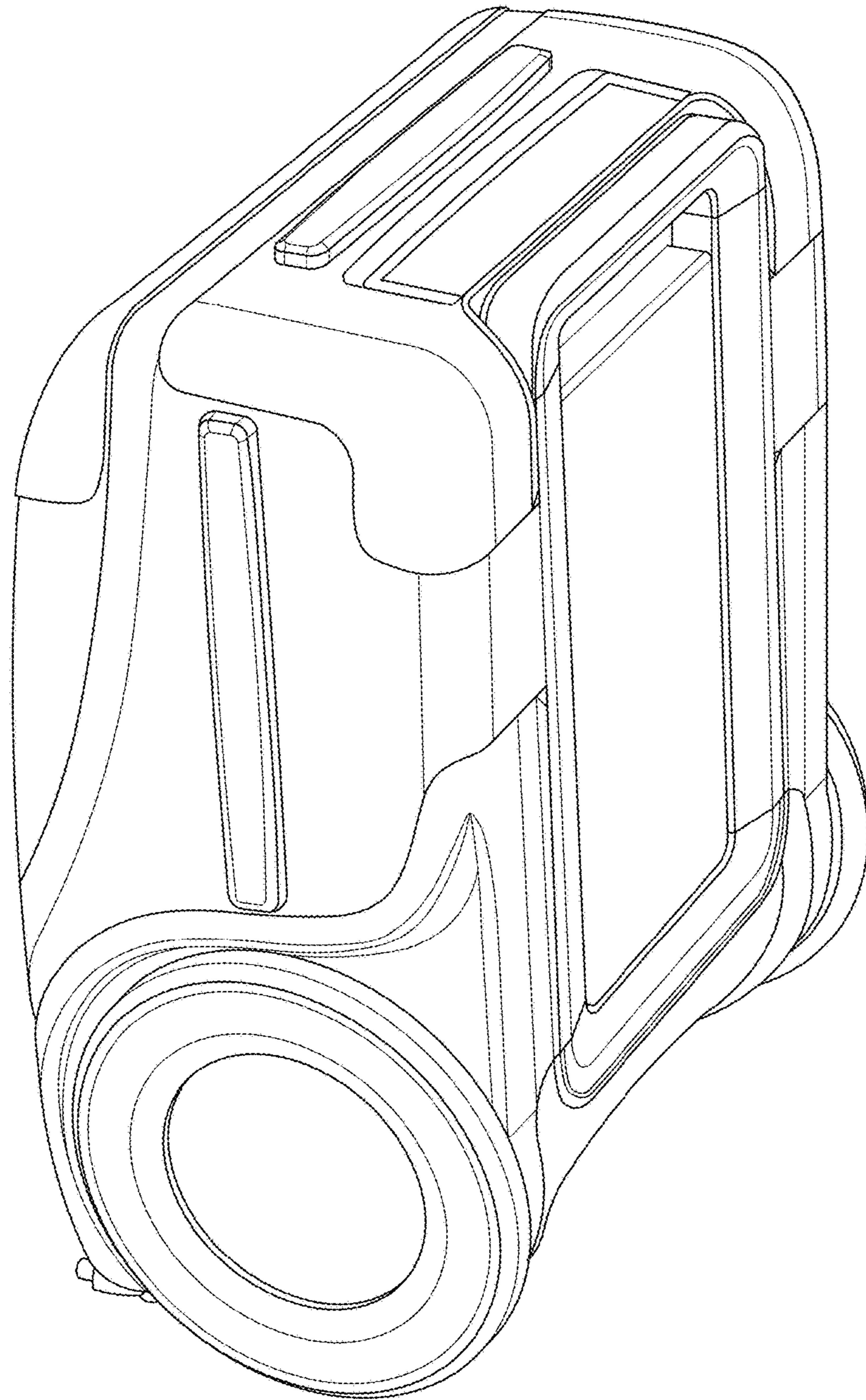


FIG. 8

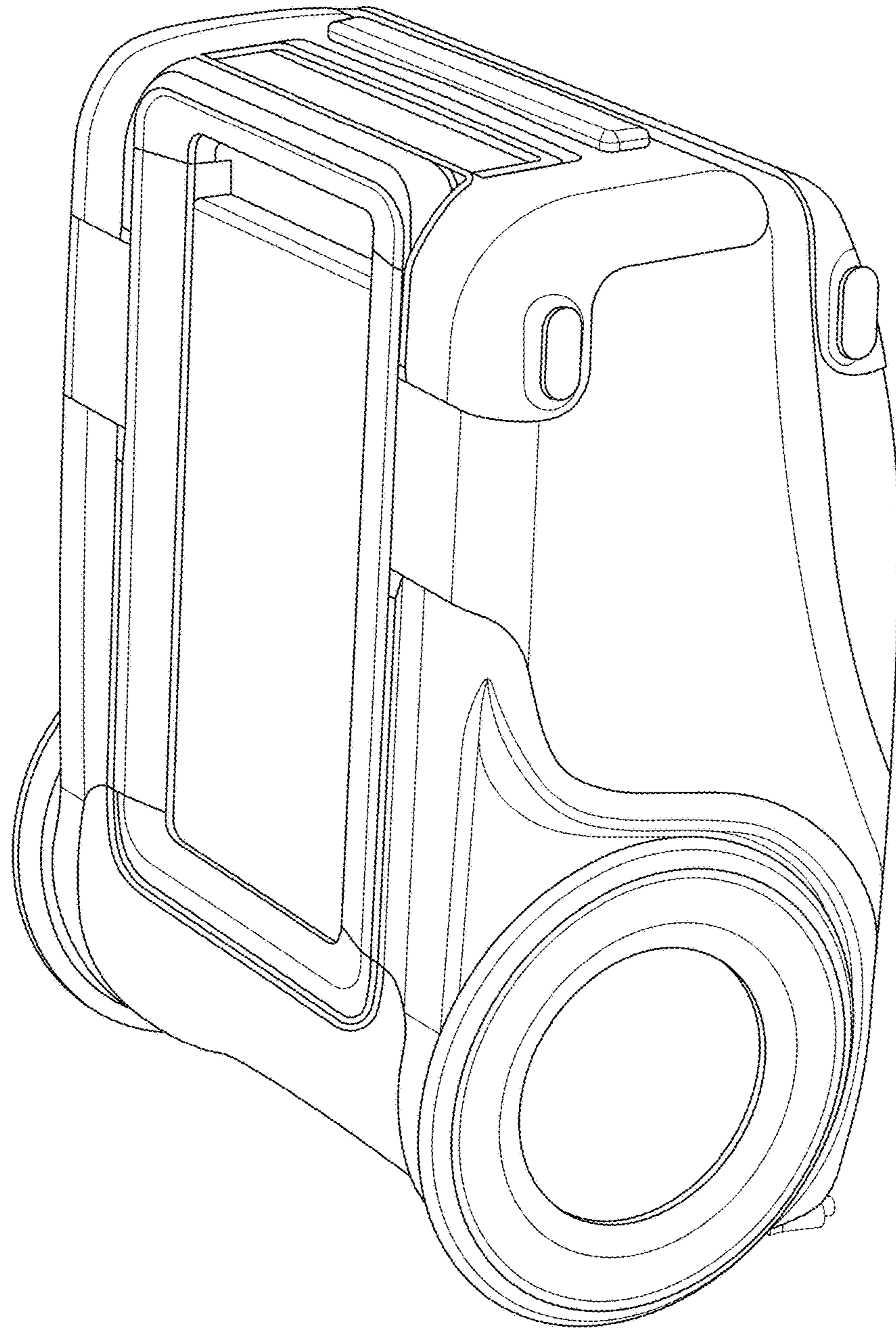


FIG. 9




FIG. 10