



US00D856674S

(12) **United States Design Patent** (10) **Patent No.:** **US D856,674 S**
Chevalier et al. (45) **Date of Patent:** **** Aug. 20, 2019**

(54) **ATTACHÉ CASE**
(71) Applicant: **PA. COTTE SA**, Pully (CH)
(72) Inventors: **Jean-François Chevalier**, Paris (FR);
Pierre-Alain Cotte, Amberg (DE)
(73) Assignee: **PA. COTTE SA**, Pully (CH)
(**) Term: **15 Years**
(21) Appl. No.: **35/502,619**
(22) Filed: **Sep. 16, 2016**

D311,819 S * 11/1990 Takeuchi D3/292
D331,663 S * 12/1992 Roncato D3/292
D401,408 S * 11/1998 Sun D3/276
D438,381 S * 3/2001 Sijmons D3/276
D443,136 S * 6/2001 Fusi D3/276
D466,295 S * 12/2002 Snider D3/276
D619,808 S * 7/2010 Huang D3/276
D631,653 S * 2/2011 Brown D3/232
D634,120 S * 3/2011 Okuda D3/276
D725,387 S * 3/2015 Masalin D3/276
D726,415 S * 4/2015 Masalin D3/276
D730,643 S * 6/2015 Langer D3/232
D745,269 S * 12/2015 Yamashita D3/232
D745,270 S * 12/2015 Yamashita D3/232
D774,757 S * 12/2016 Bournay, Jr. D3/276

* cited by examiner

(80) **Hague Agreement Data**
Int. Filing Date: **Sep. 16, 2016**
Int. Reg. No.: **DM/092822**
Int. Reg. Date: **Sep. 16, 2016**
Int. Reg. Pub. Date: **Mar. 17, 2017**

Primary Examiner — Holly E Thurman
(74) *Attorney, Agent, or Firm* — Faegre Baker Daniels
LLP

(30) **Foreign Application Priority Data**
Mar. 18, 2016 (CH) 142147
(51) **LOC (12) Cl.** **03-01**
(52) **U.S. Cl.**
USPC **D3/276**
(58) **Field of Classification Search**
USPC D3/232, 273, 274, 276, 294, 281, 282,
D3/900
CPC A45C 1/024; A45C 3/06
See application file for complete search history.

(57) **CLAIM**

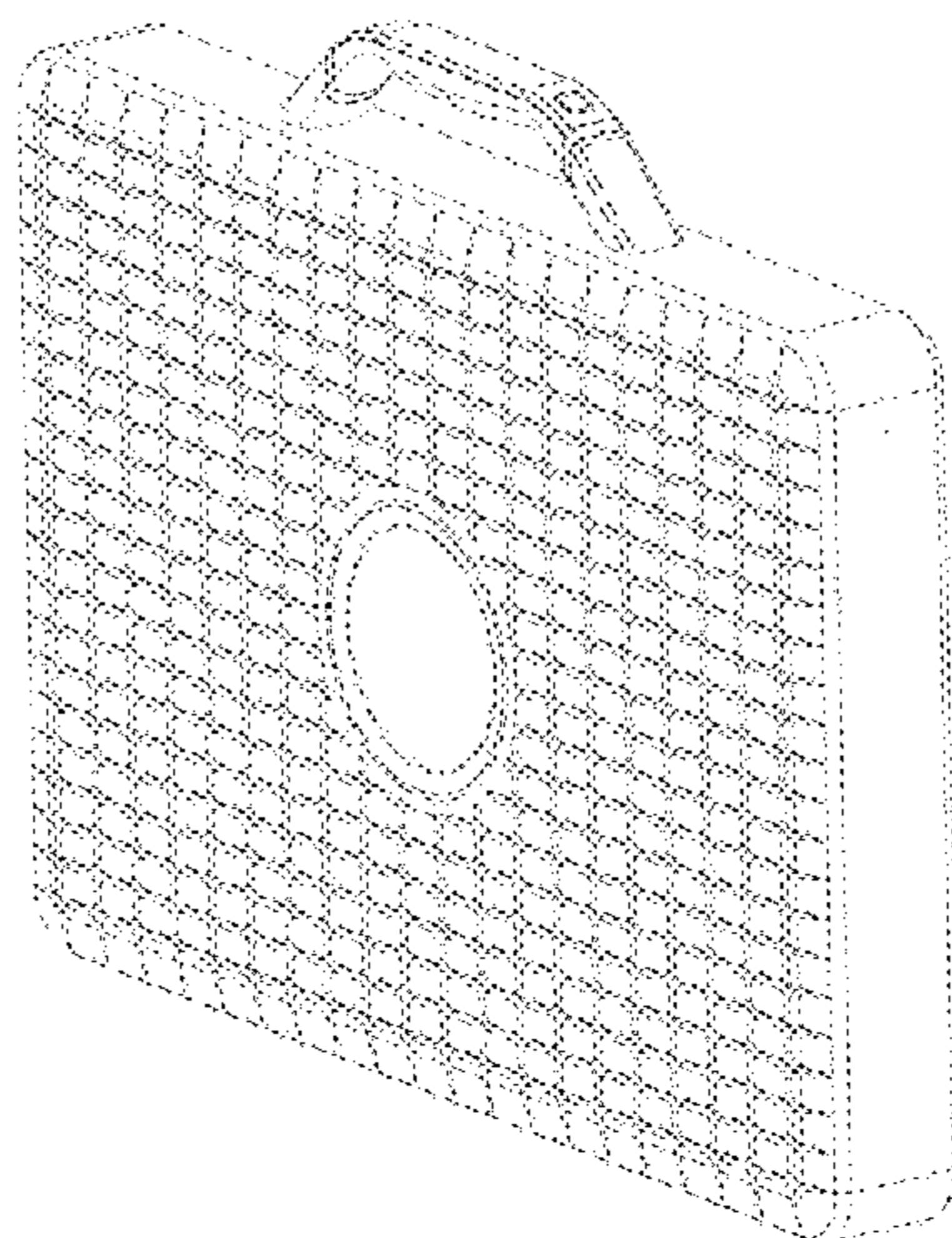
The ornamental design for an attaché case, as shown and described.

DESCRIPTION

1. Attaché case
1.1 : Front
1.2 : Back
1.3 : Top
1.4 : Bottom
1.5 : Right
1.6 : Left
1.7 : Perspective Right Front
1.8 : Perspective Right Back
The broken lines show portions of the attaché case that form no part of the claimed design.

(56) **References Cited**
U.S. PATENT DOCUMENTS
D176,030 S * 11/1955 Muhs et al. D3/276
D273,149 S * 3/1984 Fifield D3/274

1 Claim, 6 Drawing Sheets



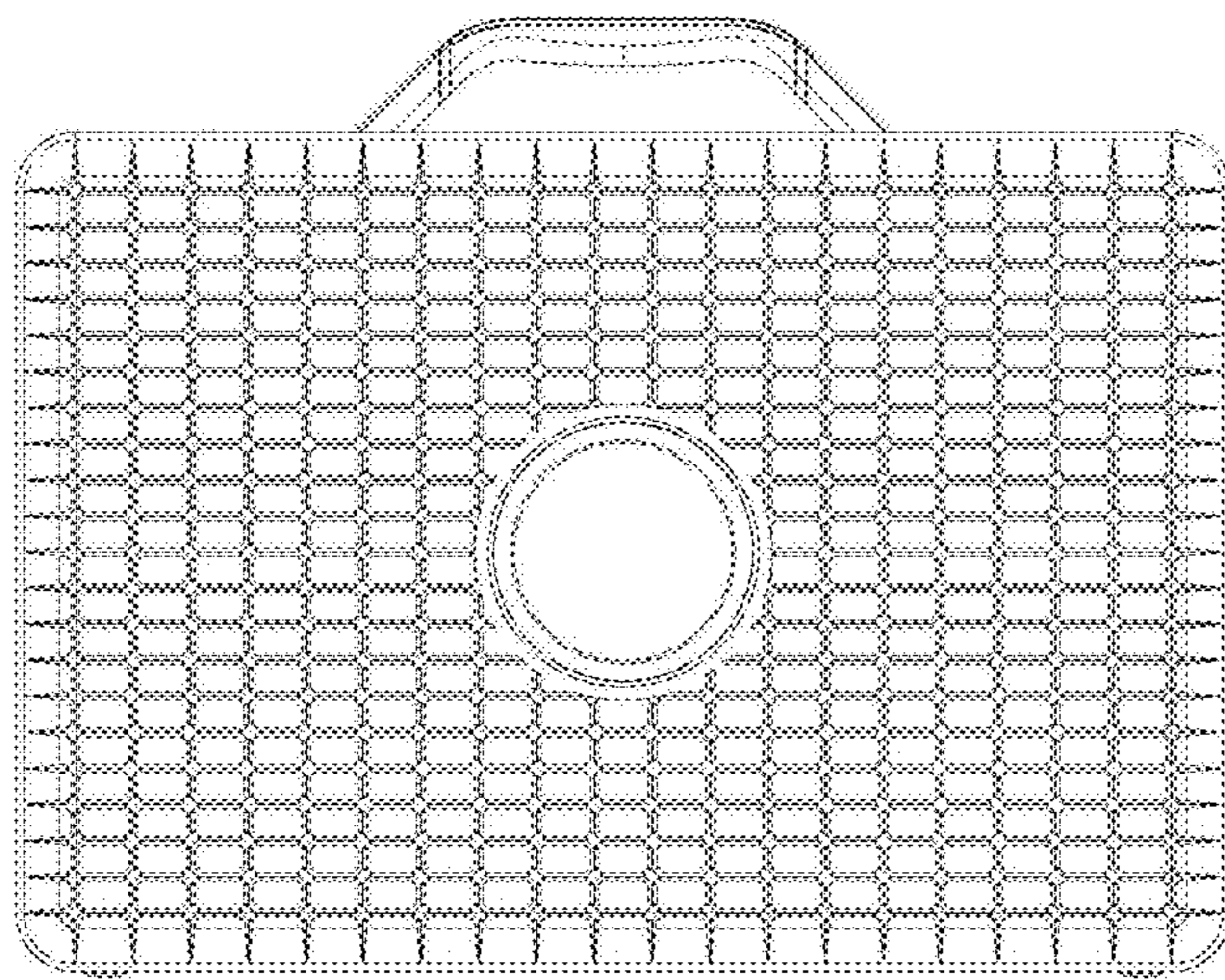


FIG. 1.1

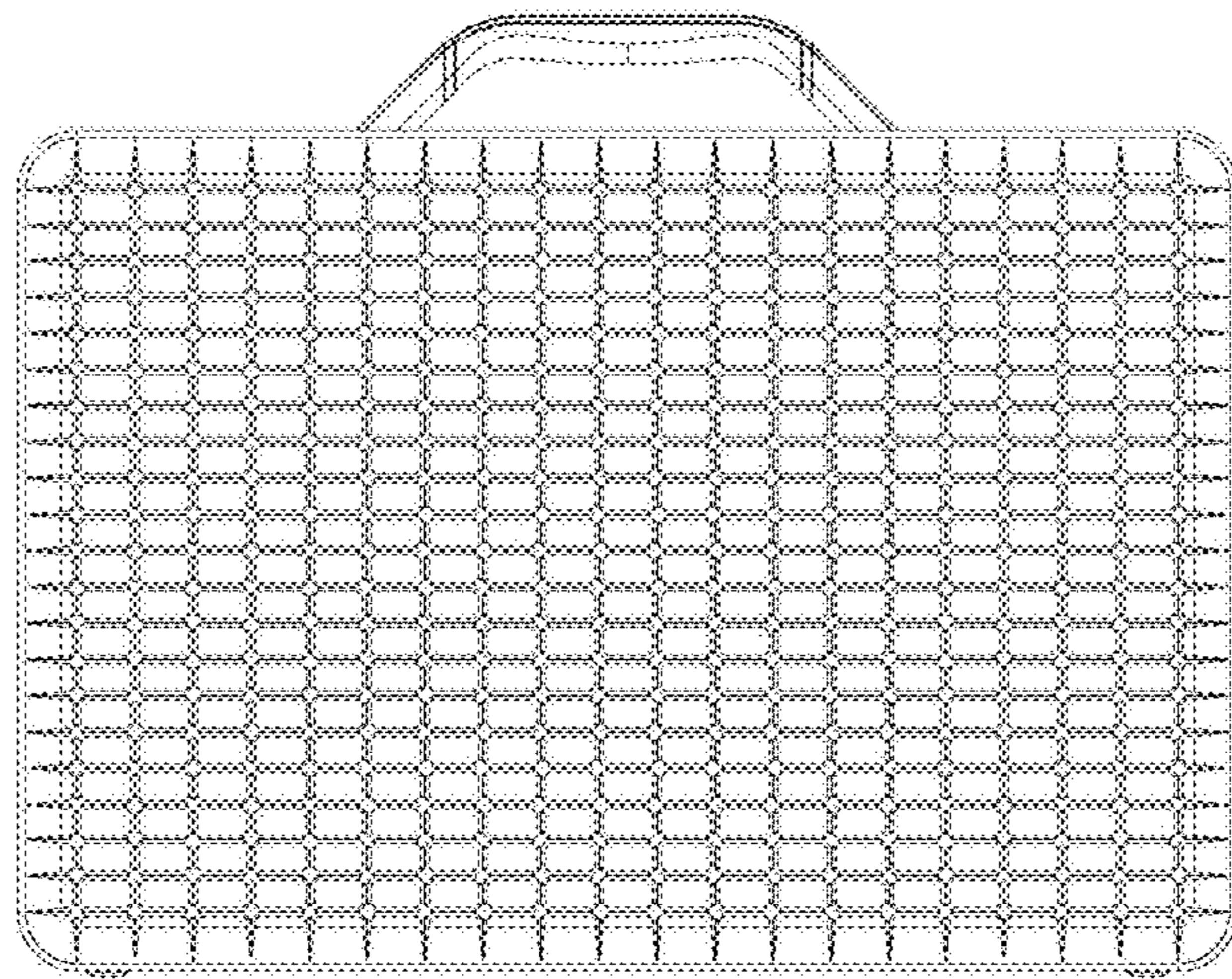


FIG. 1.2




FIG. 1.3



FIG. 1.4

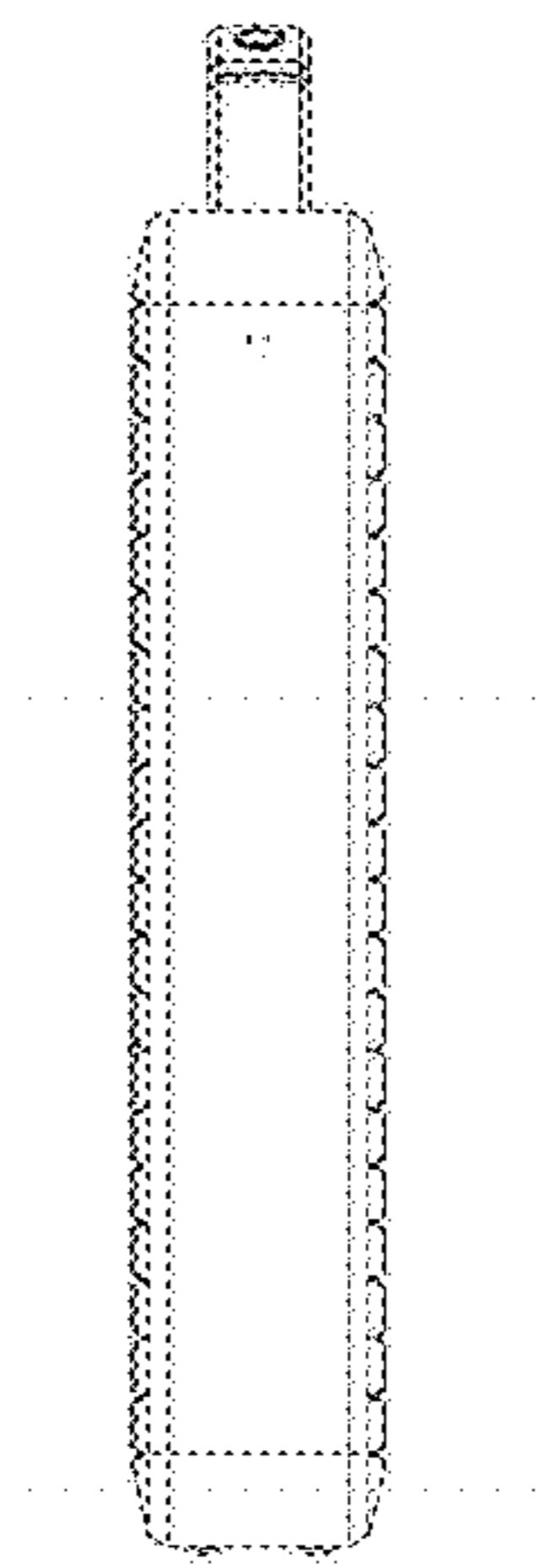


FIG. 1.5




FIG. 1.6

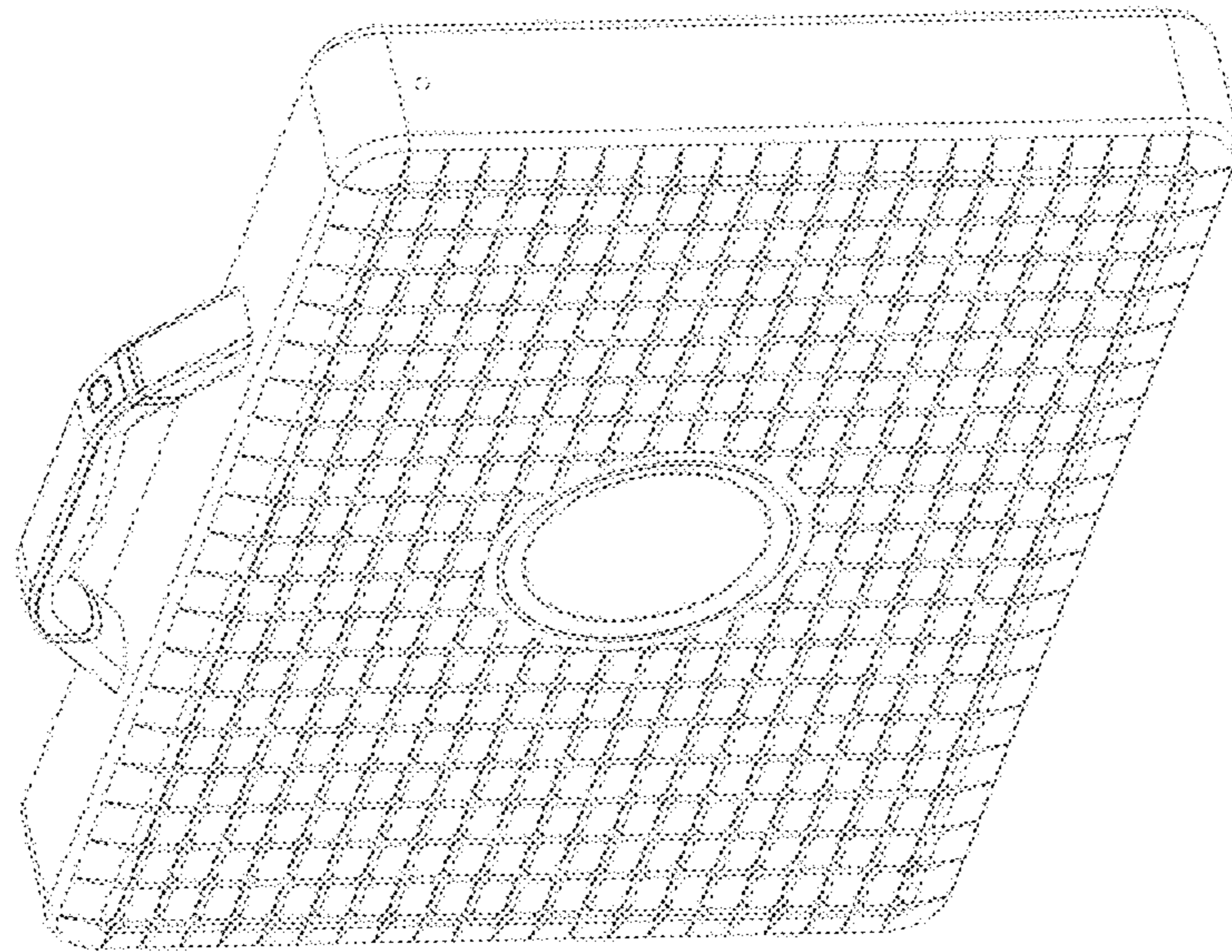


FIG. 1.7

1.8

