



US00D856597S

(12) **United States Design Patent**
Nimura

(10) **Patent No.:** **US D856,597 S**

(45) **Date of Patent:** **** Aug. 13, 2019**

(54) **HELMET SHIELD**

D621,551 S 8/2010 Isobe
D627,520 S 11/2010 Choi
D632,439 S 2/2011 Lebel et al.
(Continued)

(71) Applicant: **SHOEI CO., LTD.**, Taito-ku, Tokyo (JP)

(72) Inventor: **Taku Nimura**, Tokyo (JP)

OTHER PUBLICATIONS

(73) Assignee: **SHOEI CO., LTD.**, Tokyo (JP)

Notice of Allowance dated Jul. 27, 2018 for related Design U.S. Appl. No. 29/626,492.

(**) Term: **15 Years**

(Continued)

(21) Appl. No.: **29/626,499**

Primary Examiner — Randall H Gholson

(22) Filed: **Nov. 17, 2017**

(74) *Attorney, Agent, or Firm* — Cantor Colburn LLP

(30) **Foreign Application Priority Data**

Sep. 21, 2017 (JP) 2017-020652

(51) **LOC (12) Cl.** **29-02**

(52) **U.S. Cl.**
USPC **D29/122; D29/107**

(58) **Field of Classification Search**
USPC D29/100, 102, 104, 105, 106, 107, 108, D29/109, 110, 122
CPC .. A42B 3/228; A42B 3/00; A42B 3/08; A42B 3/32; A42B 3/222; A42B 3/20; A42B 3/227; A42B 3/105; A42B 3/04; A42B 3/06; A42B 3/0406; A42B 3/18; A42B 3/166; A42B 3/16; A42B 3/22; A42B 3/0473; A42B 3/127; A42B 1/066; A42B 1/00; A42B 1/06; A63B 71/10; A63B 71/105; A41D 13/0512
See application file for complete search history.

(57) **CLAIM**

The ornamental design for a helmet shield, as shown and described.

DESCRIPTION

FIG. 1 is a front, top and right side perspective view of a helmet shield showing my new design; FIG. 2 is a front view thereof; FIG. 3 is a rear view thereof; FIG. 4 is a top plan view thereof; FIG. 5 is a bottom plan view thereof; FIG. 6 is a right side view thereof; FIG. 7 is a left side view thereof; FIG. 8 is an enlarged view showing the portion defined by crop lines 8-8 in FIG. 1; FIG. 9 is an enlarged view showing the portion defined by crop lines 9-9 in FIG. 1; FIG. 10 is an enlarged view showing the portion defined by crop lines 10-10 in FIG. 4; and, FIG. 11 is an enlarged view showing the portion defined by crop lines 11-11 in FIG. 5.

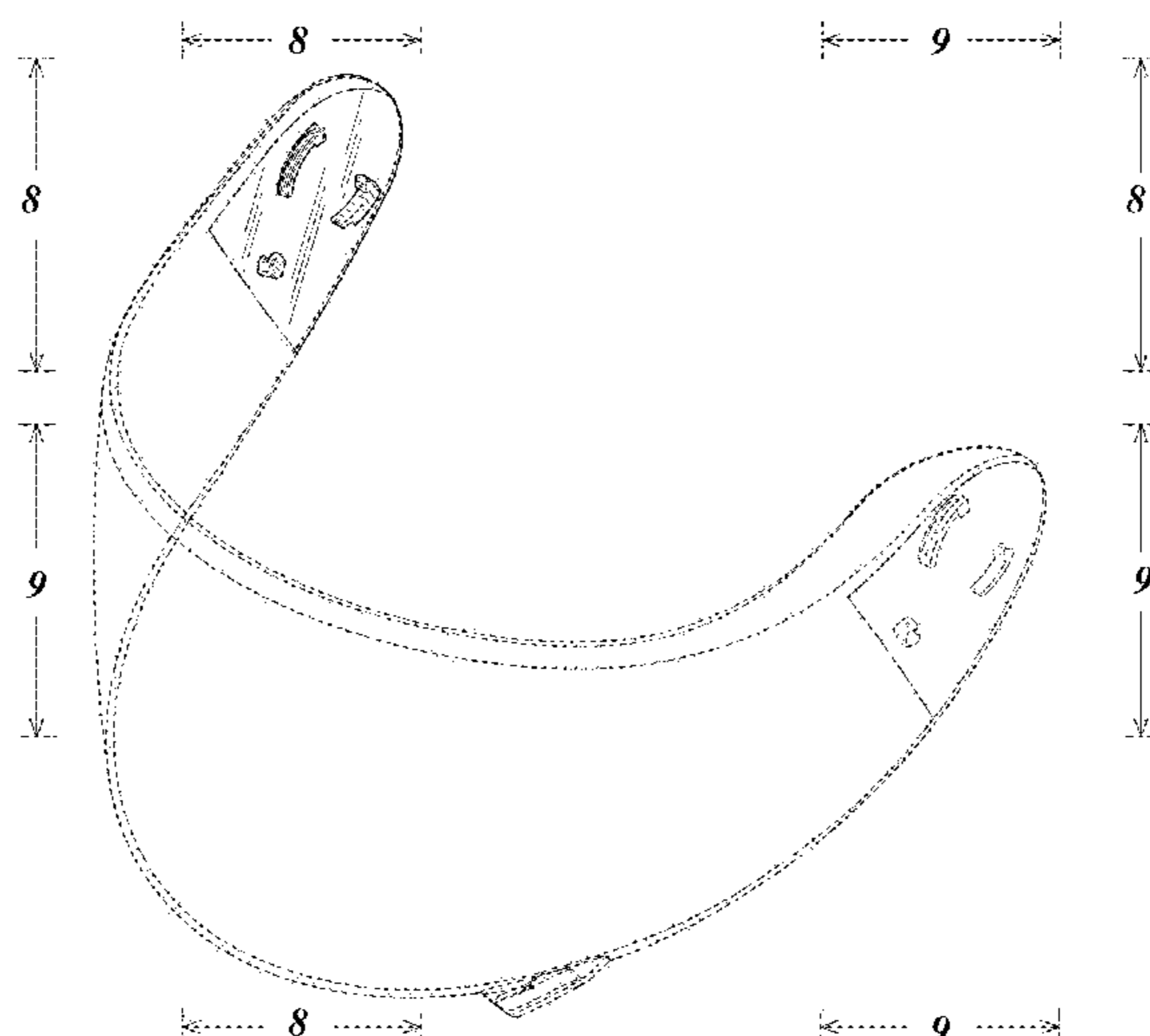
The broken lines illustrate portions of the helmet shield and form no part of the claimed design. The dash-dotted lines denote the boundary of the claim and form no part of the claimed design. The entire shield is transparent.

1 Claim, 11 Drawing Sheets

(56) **References Cited**

U.S. PATENT DOCUMENTS

D523,993 S 6/2006 Dion
D526,097 S 8/2006 Lilenthal et al.
D533,313 S 12/2006 Mases et al.
D549,884 S 8/2007 Dion
D571,507 S * 6/2008 Murakami D29/107
D621,550 S 8/2010 Shida



(56)

References Cited

U.S. PATENT DOCUMENTS

8,011,025 B2 *	9/2011	Lee	A42B 3/326 2/15
D673,734 S	1/2013	Hwang	
D711,051 S *	8/2014	Noordzij	D29/122
D712,598 S *	9/2014	Mehra	D29/110
9,032,548 B2	5/2015	Isobe et al.	
D739,609 S	9/2015	Kimura	
D747,556 S	1/2016	Fujita	
D749,270 S	2/2016	Lee	
D749,788 S	2/2016	Lee	
D749,789 S	2/2016	Lee	
D749,790 S	2/2016	Wako	
D751,767 S	3/2016	Shida	
D752,821 S	3/2016	Bologna et al.	
D769,543 S	10/2016	Patel et al.	
D796,117 S	8/2017	Shida et al.	
D803,483 S	11/2017	Bologna et al.	
D819,892 S	6/2018	Lee	
D822,907 S	7/2018	Fukuyama	

OTHER PUBLICATIONS

Notice of allowance for U.S. Appl. No. 29/626,498, filed Nov. 17, 2017 to Taku Nimura; dated Jun. 6, 2018, 7 pgs.

Notice of Allowance; U.S. Appl. No. 29/626,494, filed Nov. 17, 2017; dated Jun. 6, 2018; Taku Nimura; 7 pages.

Notice of Allowance issued in U.S. Appl. No. 29/626,496, dated Mar. 29, 2019; 7 pages.

* cited by examiner

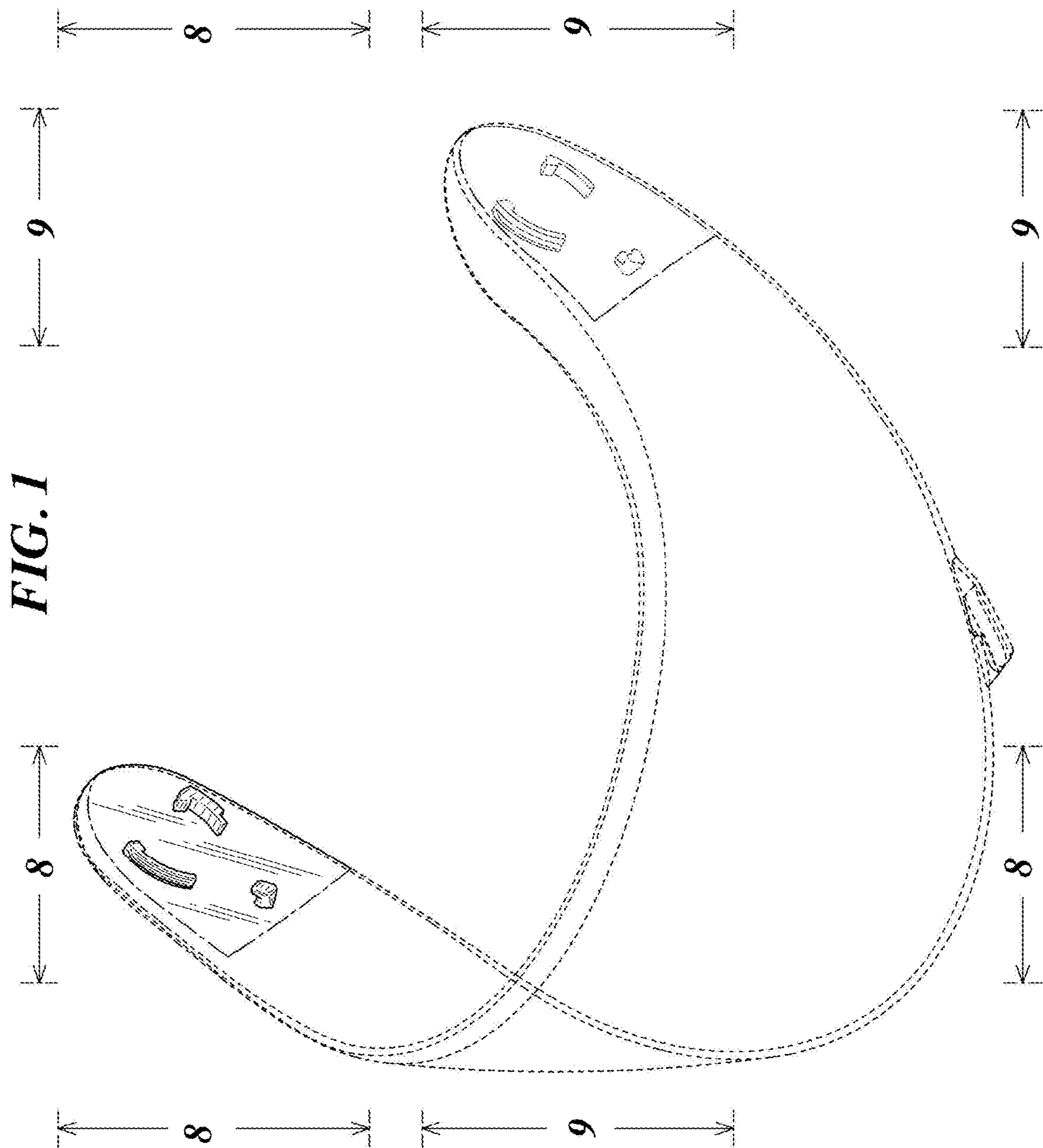


FIG. 2

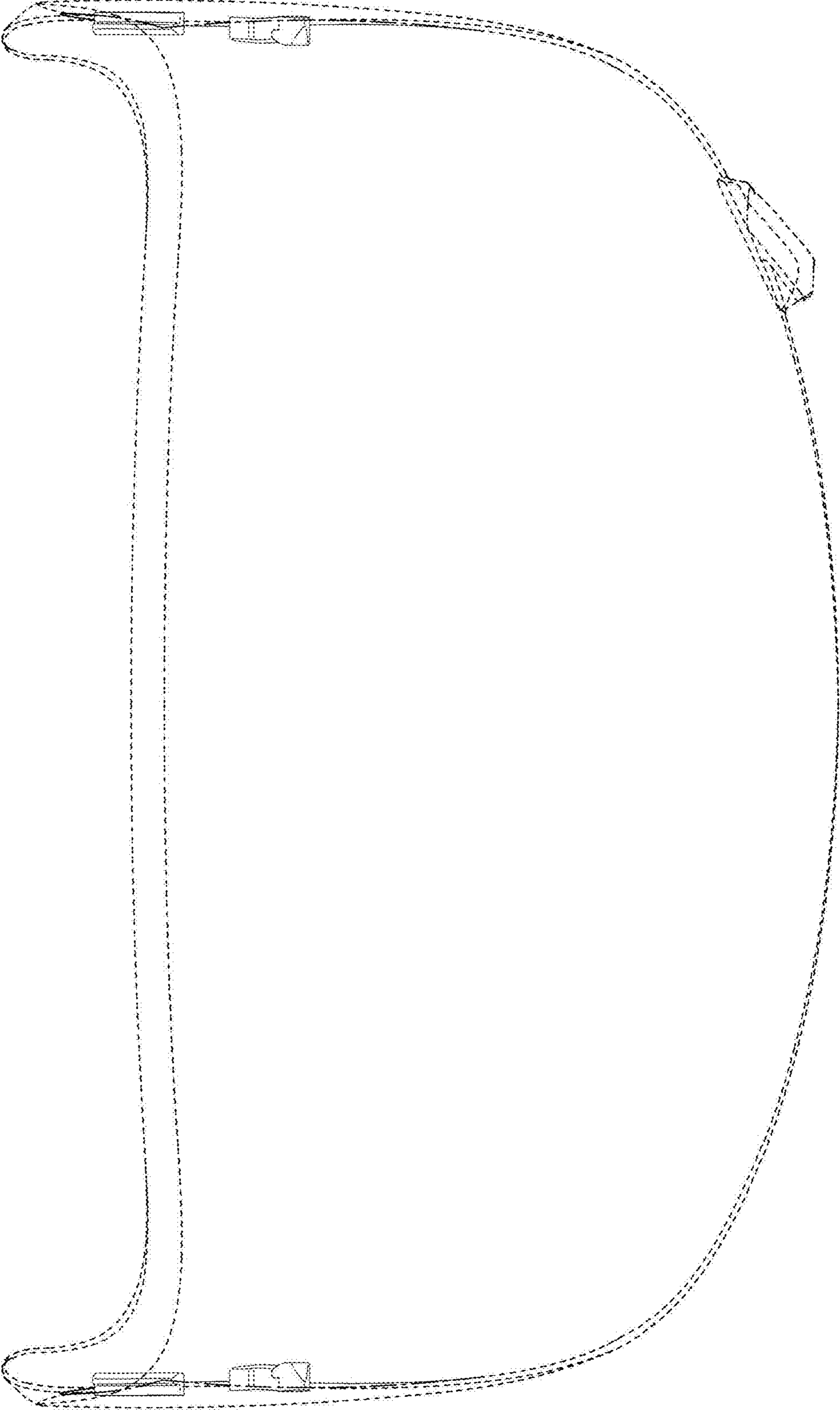


FIG. 3

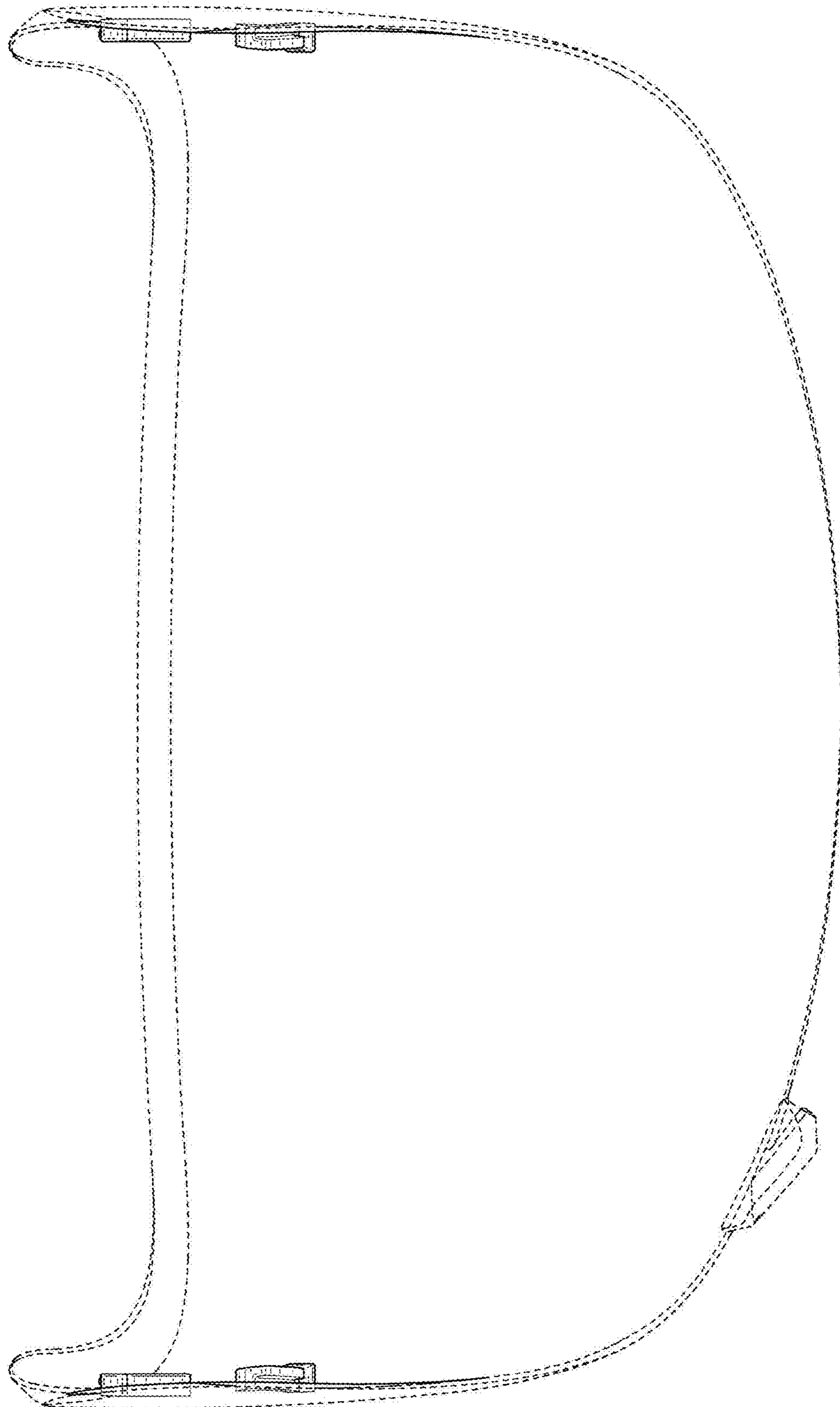
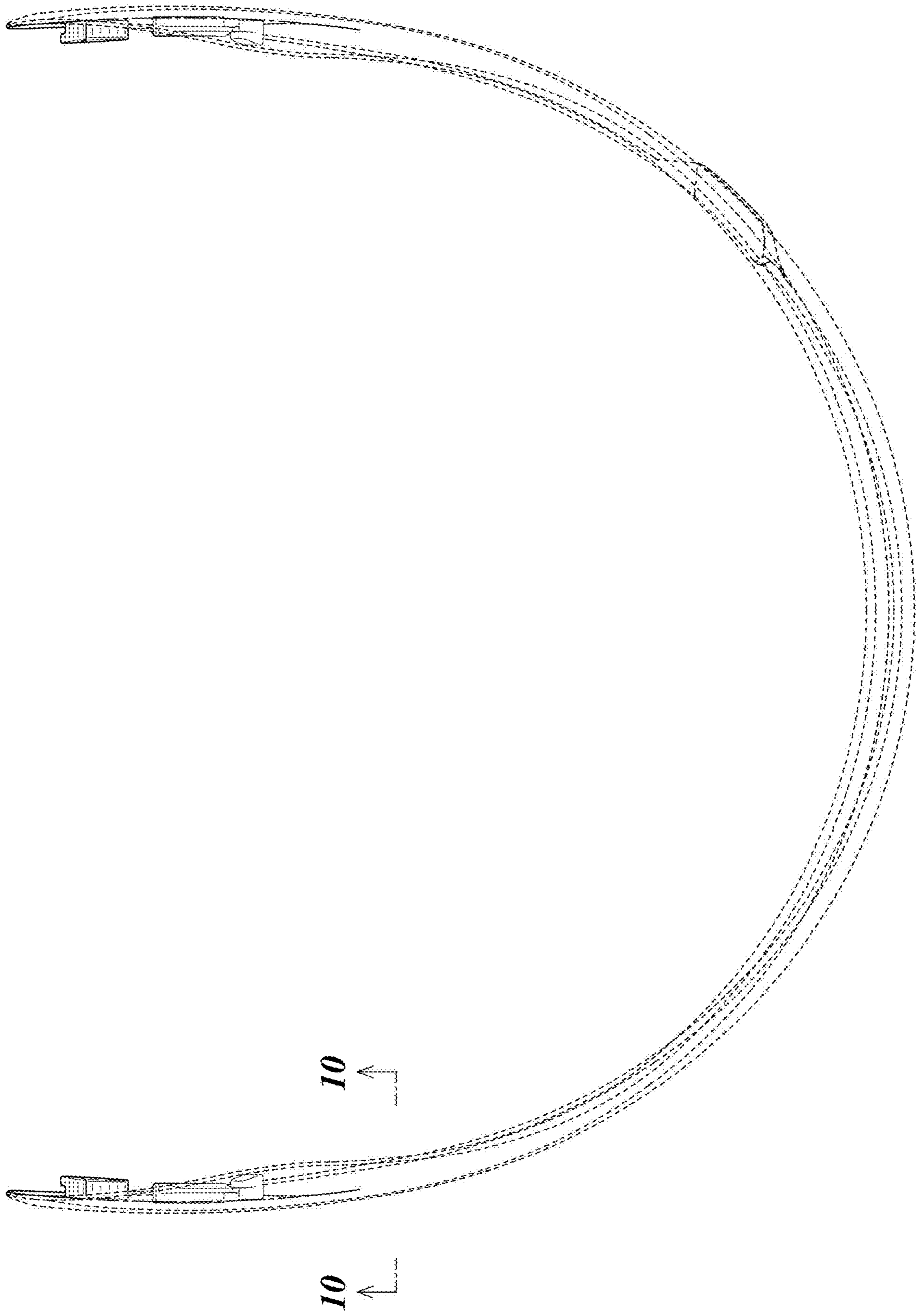


FIG. 4



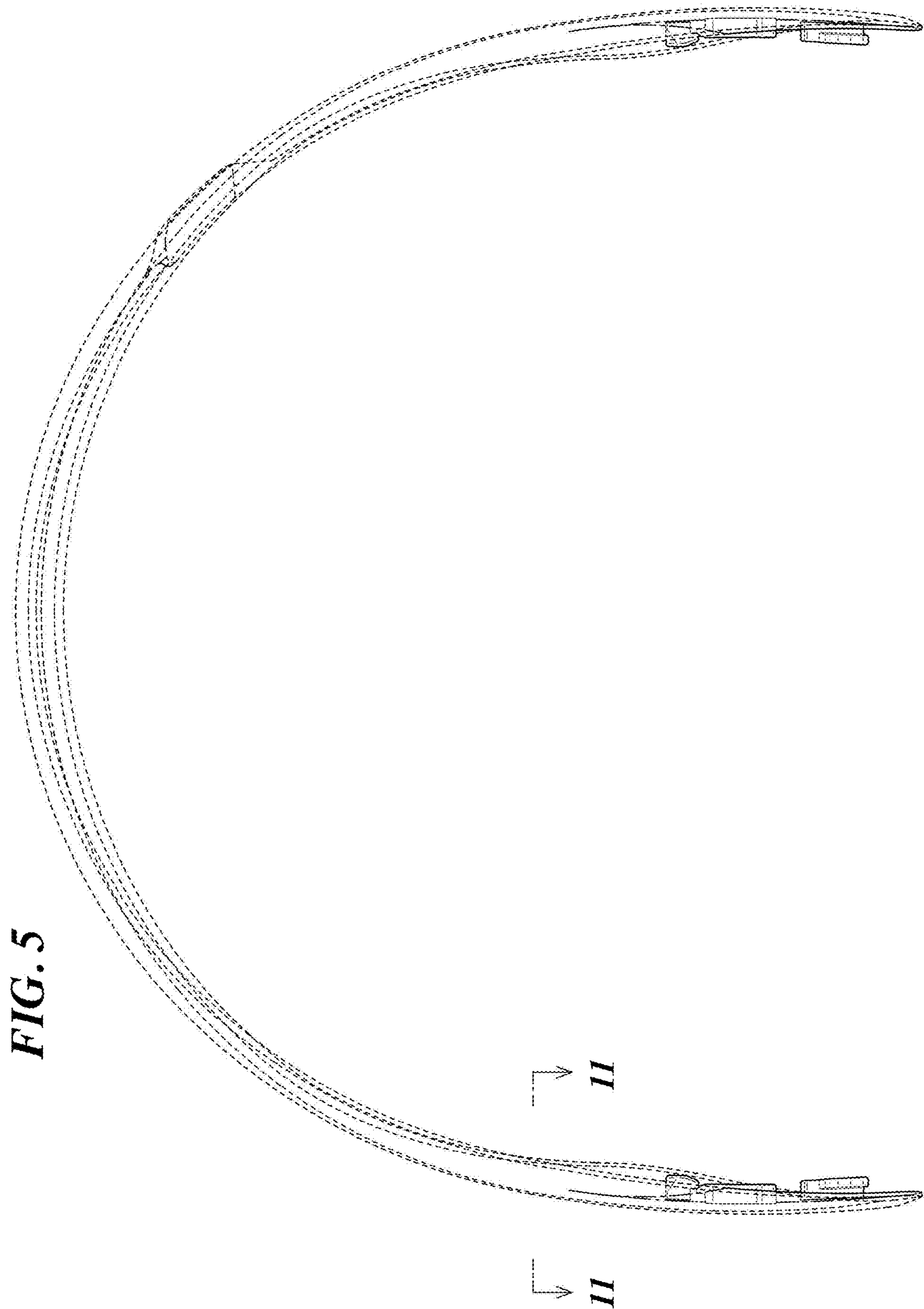


FIG. 5

FIG. 6

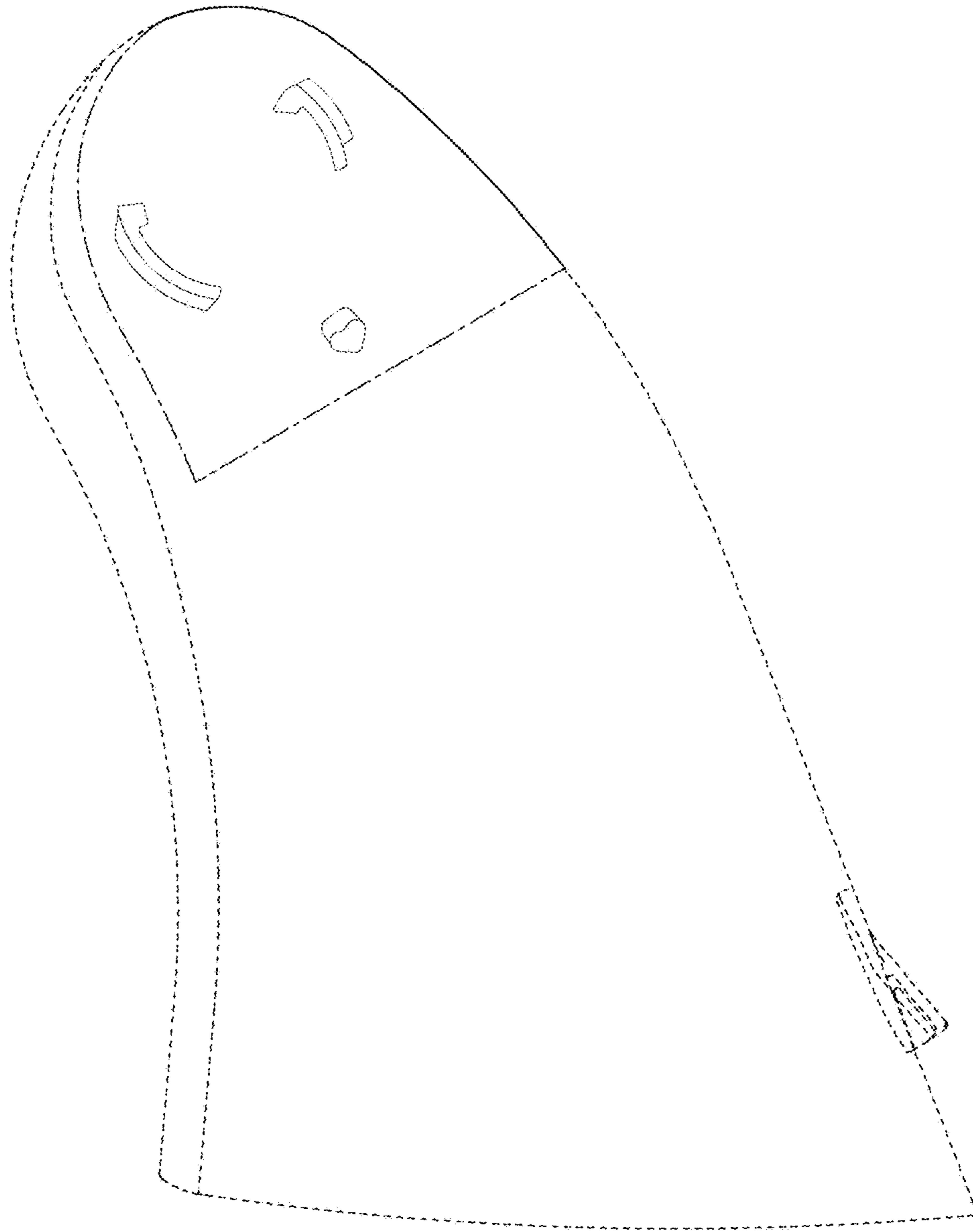


FIG. 7

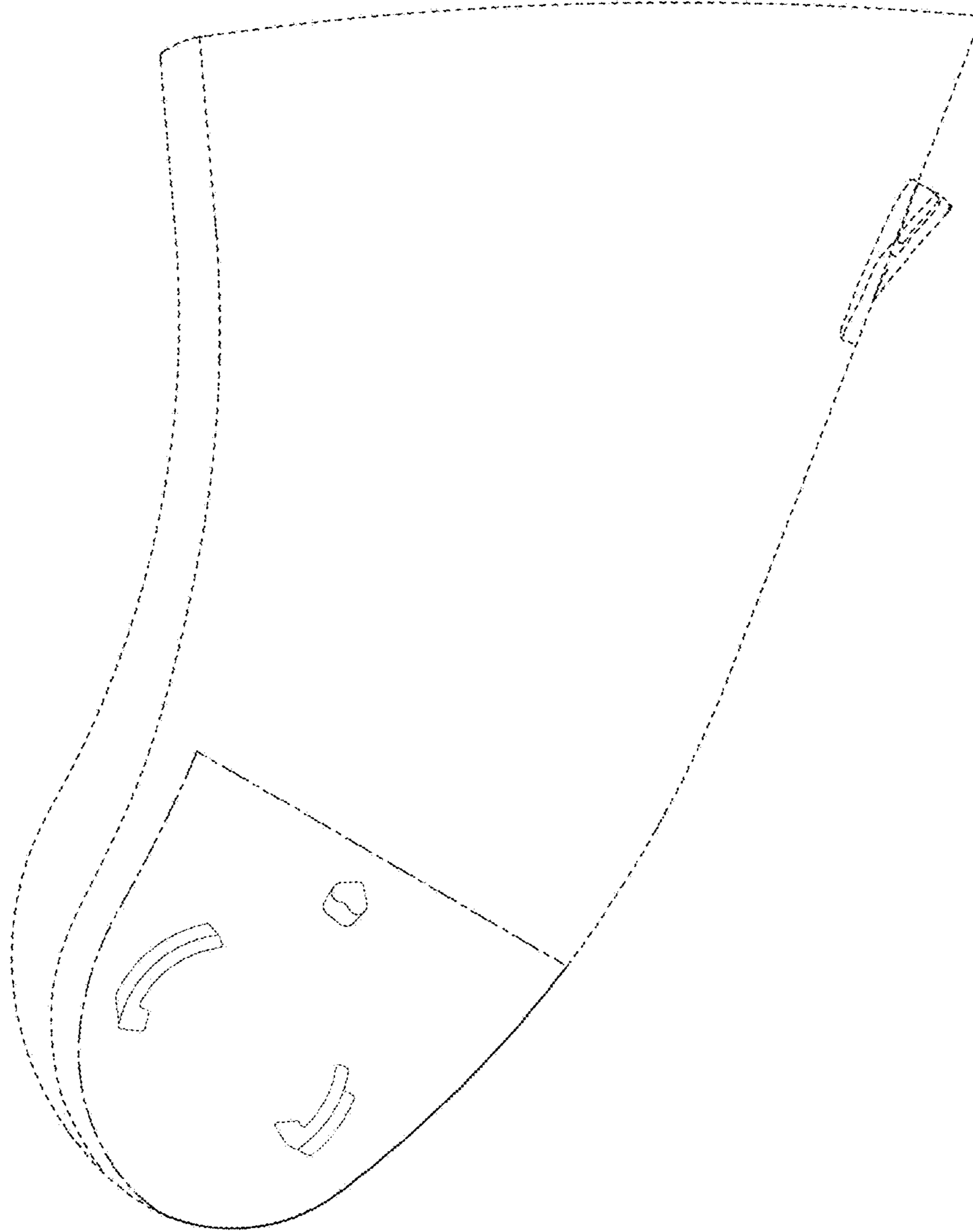


FIG. 8

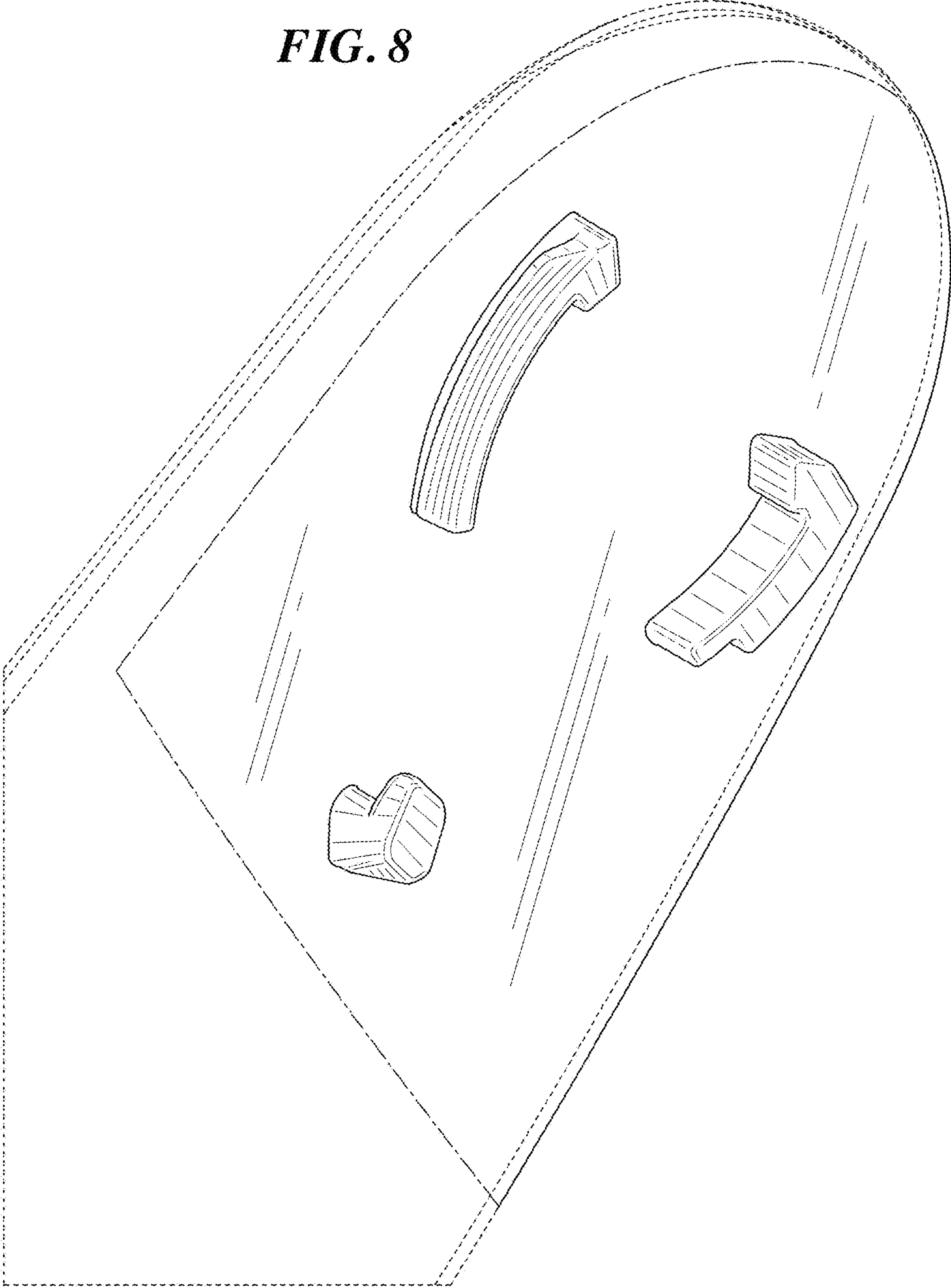


FIG. 9

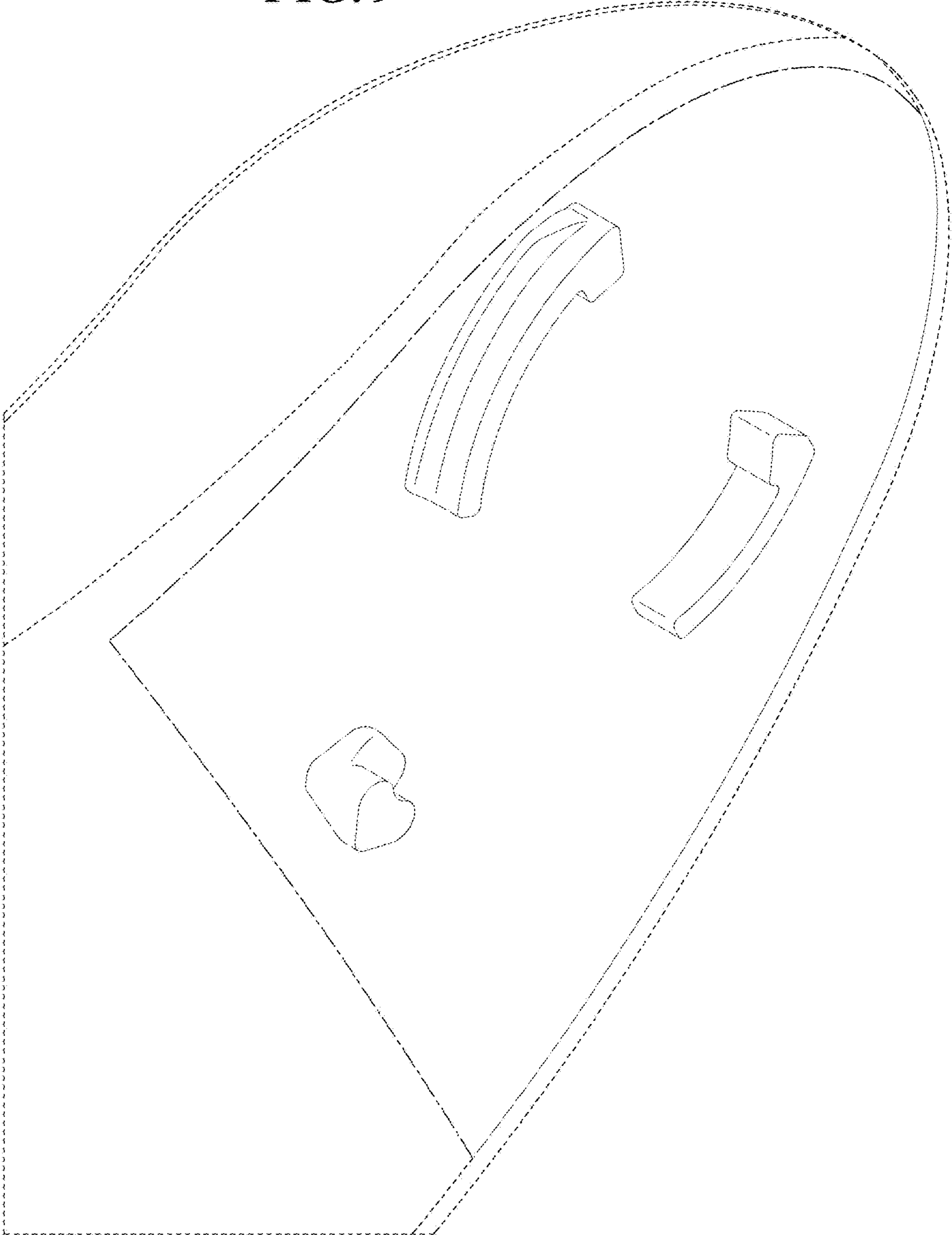


FIG. 10

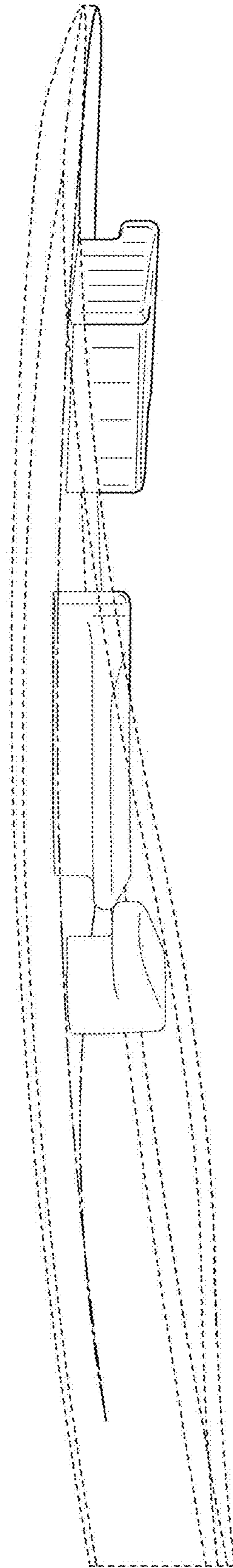


FIG. 11

