



US00D856596S

(12) **United States Design Patent**
Conway

(10) **Patent No.:** **US D856,596 S**

(45) **Date of Patent:** **** Aug. 13, 2019**

(54) **COMBINED ANKLE AND SHIN PROTECTOR**

(71) Applicant: **David Bernard Conway**, Sydney (AU)

(72) Inventor: **David Bernard Conway**, Sydney (AU)

(73) Assignee: **David Bernard Conway**, Sydney (AU)

(**) Term: **15 Years**

(21) Appl. No.: **29/645,358**

(22) Filed: **Apr. 25, 2018**

(30) **Foreign Application Priority Data**

Oct. 26, 2017 (AU) 201716516

(51) **LOC (12) Cl.** **29-02**

(52) **U.S. Cl.**
USPC **D29/120.1**

(58) **Field of Classification Search**
USPC D29/101.1, 101.3, 101.4, 101.5, 100,
D29/120.1, 121.1; 428/51, 131, 196;
D5/47, 54, 55, 56, 57; D6/582; D32/40;
442/327, 394; 451/523, 533, 537, 539;
D8/90
CPC A41D 13/015; A41D 13/0543; A63B
71/1225

See application file for complete search history.

(56) **References Cited**

U.S. PATENT DOCUMENTS

4,008,350	A	2/1977	Crawford et al.	
4,108,928	A	8/1978	Swan, Jr.	
D381,131	S *	7/1997	Duback	D29/120.1
7,022,096	B1 *	4/2006	Alfieri	A63B 71/1225
				602/23
D590,999	S *	4/2009	Kanavage	D29/100
D808,595	S *	1/2018	McLachlan	D29/121.2
2006/0179551	A1	8/2006	Vrijburg	

OTHER PUBLICATIONS

International—Type Search Report for Australian Patent Application No. AU2017904335 dated Nov. 24, 2017, 10 pages.

* cited by examiner

Primary Examiner — Randall H Gholson

(74) *Attorney, Agent, or Firm* — Metis IP LLC

(57) **CLAIM**

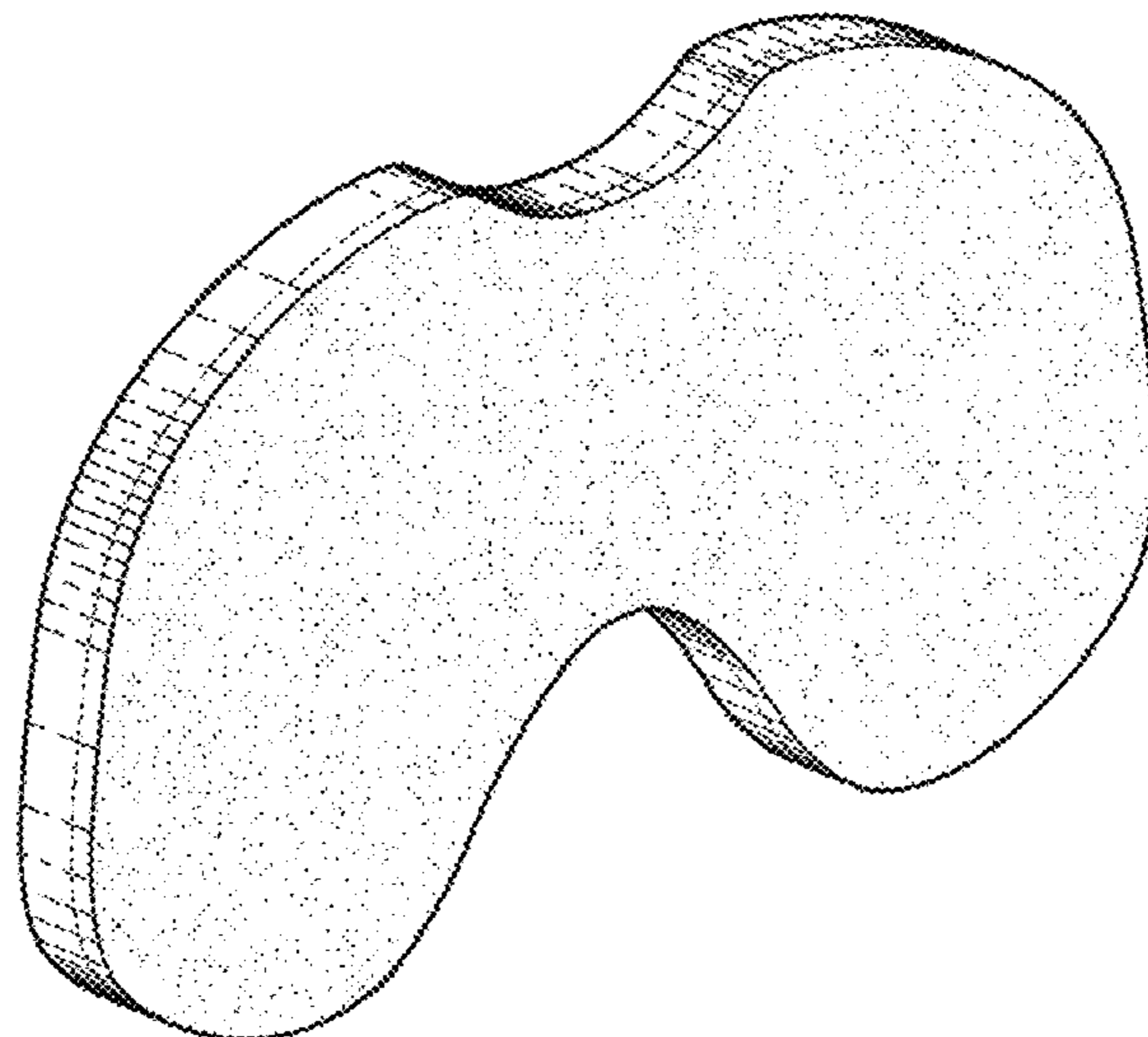
The ornamental design for a combined ankle and shin protector, as shown and described.

DESCRIPTION

FIG. 1 is a perspective front view of a combined ankle and shin protector;
FIG. 2 is a perspective back view of the combined ankle and shin protector;
FIG. 3 is a first end view of the combined ankle and shin protector;
FIG. 4 is a left-hand side view of the combined ankle and shin protector;
FIG. 5 is a front view of the combined ankle and shin protector;
FIG. 6 is a right-hand side view of the combined ankle and shin protector;
FIG. 7 is a back view of the combined ankle and shin protector; and,
FIG. 8 is a second end view of the combined ankle and shin protector.

The broken lines shown in the drawings show unclaimed features and form no part of the claimed design.

1 Claim, 8 Drawing Sheets



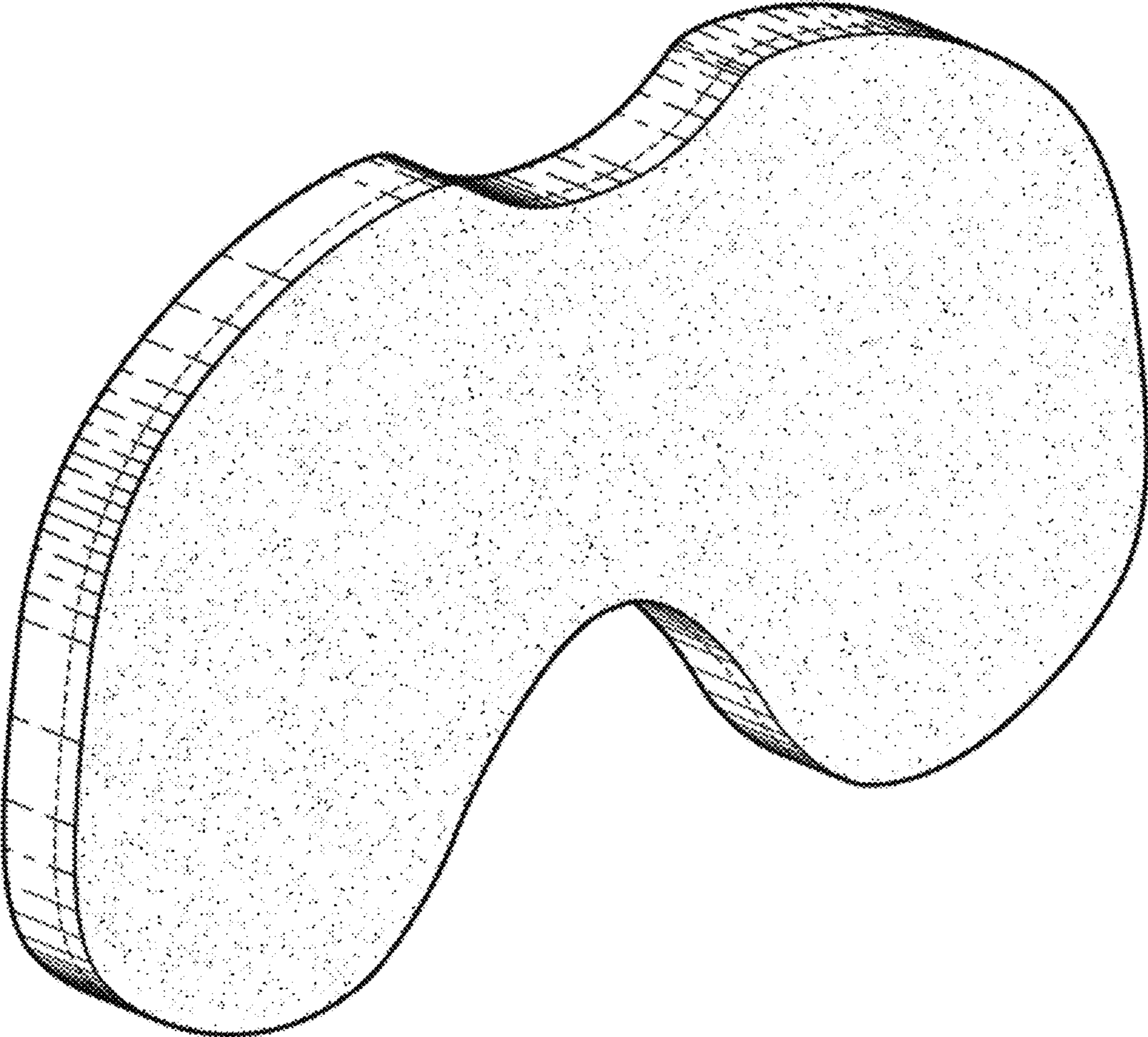


FIG. 1

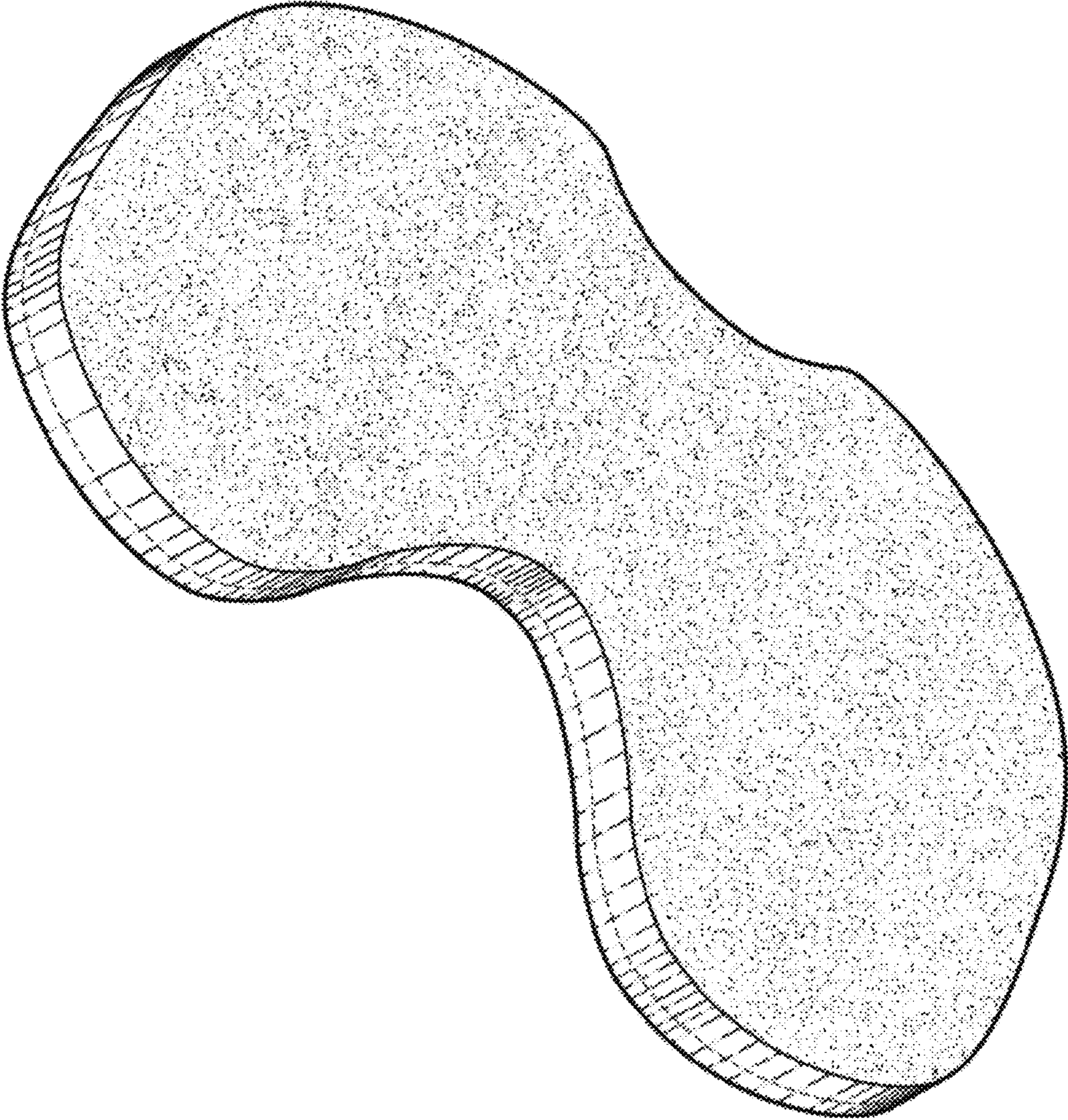


FIG. 2

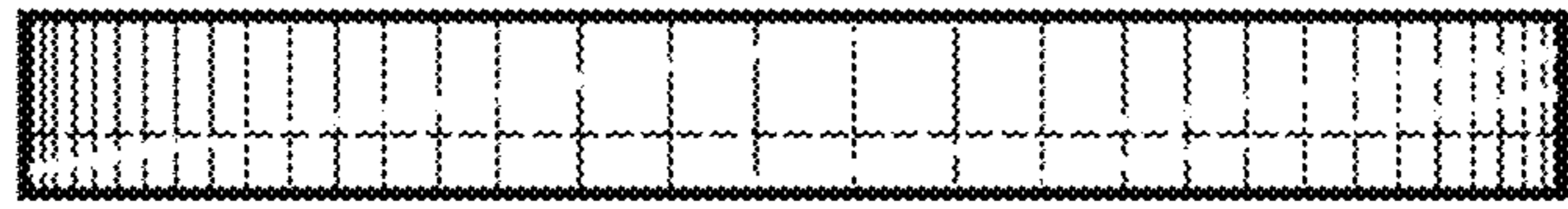


FIG. 3

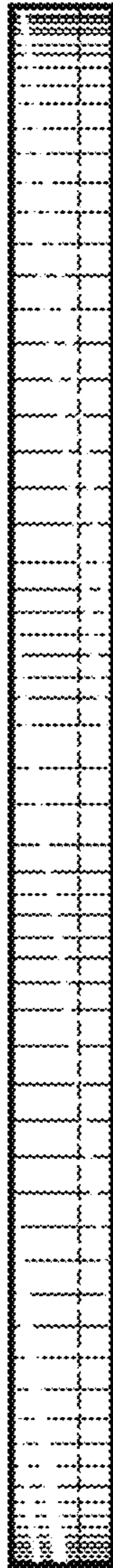


FIG. 4

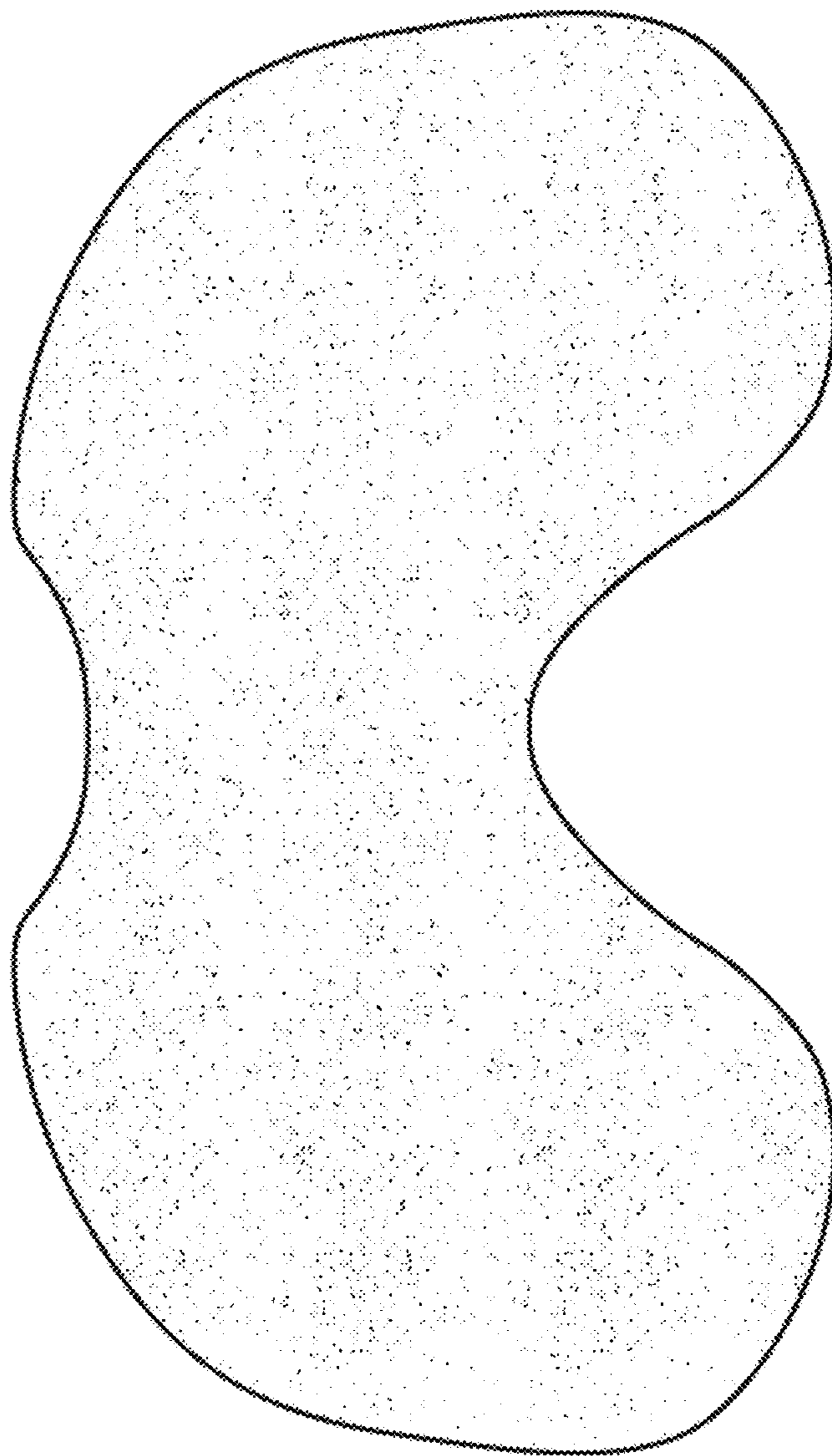


FIG. 5




FIG. 6

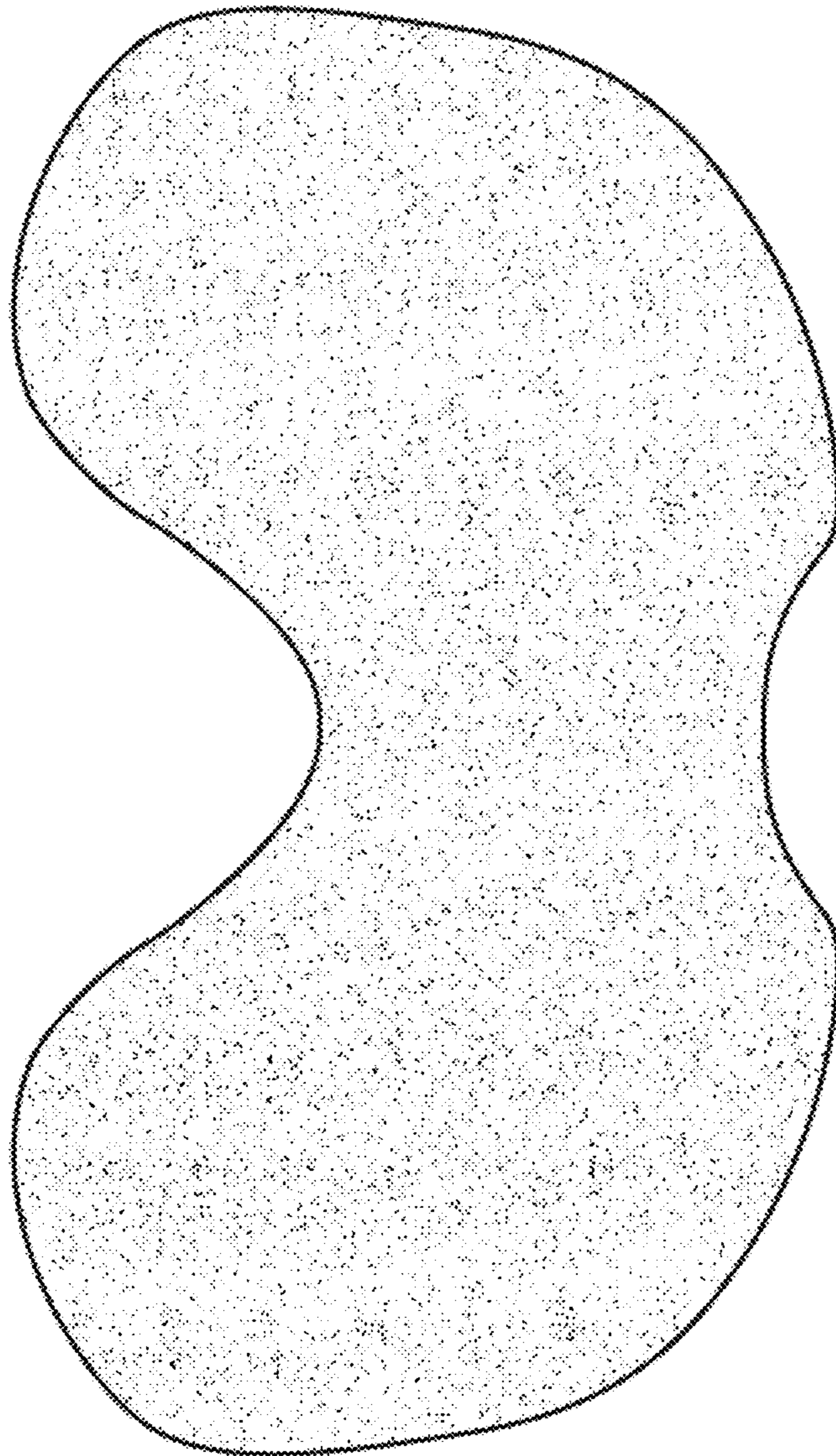


FIG. 7

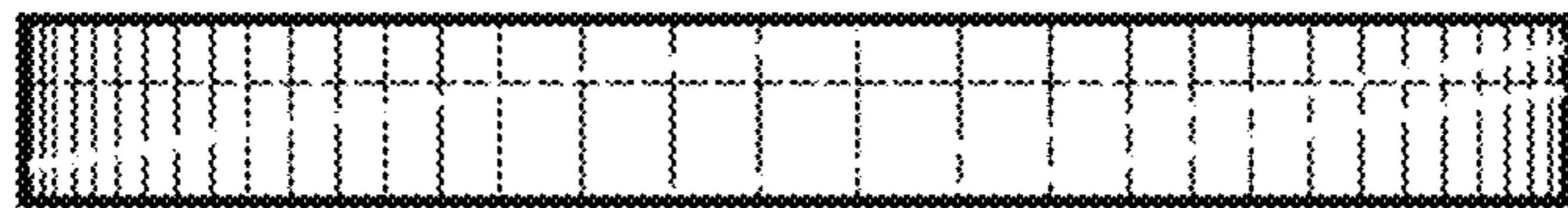


FIG. 8