



US00D856579S

(12) **United States Design Patent** (10) **Patent No.:** **US D856,579 S**  
**Chia et al.** (45) **Date of Patent:** **\*\* \*Aug. 13, 2019**

- (54) **HAIRDRYER FILTER** 5,598,640 A \* 2/1997 Schepisi ..... A45D 20/12  
34/96
- (71) Applicant: **Dyson Technology Limited**, Wiltshire (GB) D414,896 S \* 10/1999 Goetschi ..... D28/18  
D508,585 S \* 8/2005 Moore ..... D28/12  
D559,464 S \* 1/2008 Singh ..... D28/73
- (72) Inventors: **Weiyi Chia**, Singapore (SG); **Eric Purnama Utama Ng**, Singapore (SG); **Yuankang Liu**, Singapore (SG) D622,001 S \* 8/2010 Zabala ..... D28/18  
D791,407 S \* 7/2017 Smith ..... D28/13  
D814,109 S \* 3/2018 Gordon ..... D28/10  
D814,699 S \* 4/2018 White ..... D28/10  
9,936,788 B2 \* 4/2018 Stephens ..... A45D 20/122
- (73) Assignee: **Dyson Technology Limited**, Malmesbury, Wiltshire (GB) D830,630 S \* 10/2018 Chia ..... D28/18  
2009/0083986 A1 \* 4/2009 Langley ..... A45D 19/16  
34/98
- (\*) Notice: This patent is subject to a terminal disclaimer. 2017/0150796 A1 \* 6/2017 Stephens ..... A45D 20/12  
2017/0164709 A1 \* 6/2017 Laveni ..... A45D 20/10  
2017/0361249 A1 \* 12/2017 Ries ..... B01D 29/33
- (\*\*) Term: **15 Years** \* cited by examiner

- (21) Appl. No.: **29/639,622**
- (22) Filed: **Mar. 7, 2018**

(30) **Foreign Application Priority Data**

Sep. 8, 2017 (EM) ..... 004248193-0002

(51) **LOC (12) Cl.** ..... **28-03**

(52) **U.S. Cl.**  
USPC ..... **D28/18**

(58) **Field of Classification Search**  
USPC ..... D28/18, 19, 24, 10-17; 34/97, 98, 96,  
34/99, 101; 392/380, 383-385; 132/271  
CPC ..... A45D 20/12; A45D 20/00; A45D 20/04;  
A45D 20/06; A45D 20/10; A45D 20/08;  
A45D 20/122; A45D 20/124; A45D  
20/18; A45D 20/48; A45D 20/52  
See application file for complete search history.

(56) **References Cited**

**U.S. PATENT DOCUMENTS**

- 3,955,065 A \* 5/1976 Chambon ..... A45D 20/10  
392/384
- 5,275,339 A \* 1/1994 Andis ..... A45D 20/122  
239/443

*Primary Examiner* — Susan Bennett Hattan  
*Assistant Examiner* — Rebecca Tsehaye  
(74) *Attorney, Agent, or Firm* — Morrison & Foerster LLP

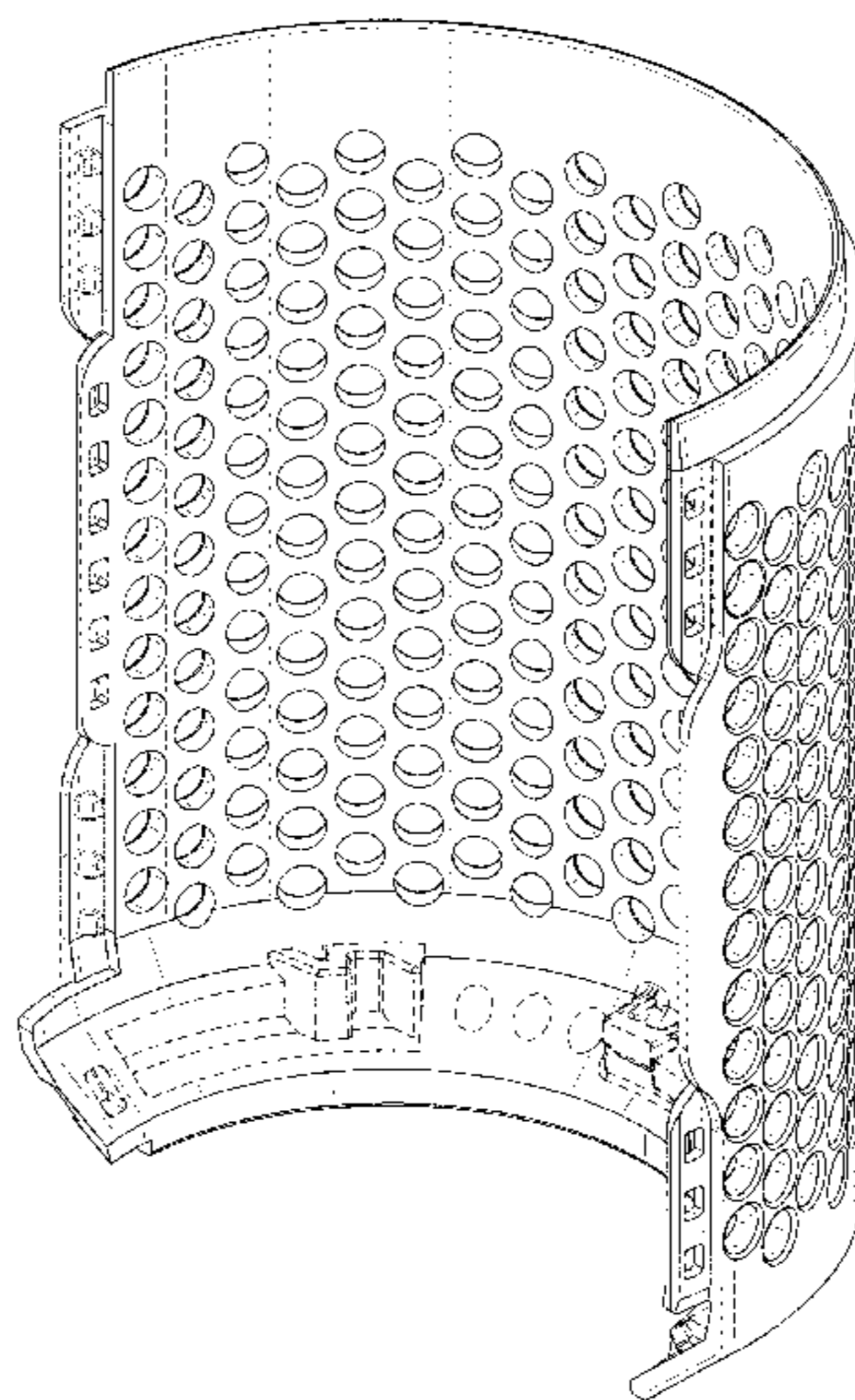
(57) **CLAIM**

We claim the ornamental design for a hairdryer filter, as shown and described.

**DESCRIPTION**

FIG. 1 is a perspective view of a hairdryer filter showing our new design;  
FIG. 2 is a first side view thereof;  
FIG. 3 is a side view of the opposite side of FIG. 2;  
FIG. 4 is a second side view thereof;  
FIG. 5 is a side view of the opposite side of FIG. 4;  
FIG. 6 is a top view thereof; and,  
FIG. 7 is a bottom view thereof.  
The broken lines shown in the drawings illustrate portions of a hairdryer filter that form no part of the claimed design.

**1 Claim, 7 Drawing Sheets**



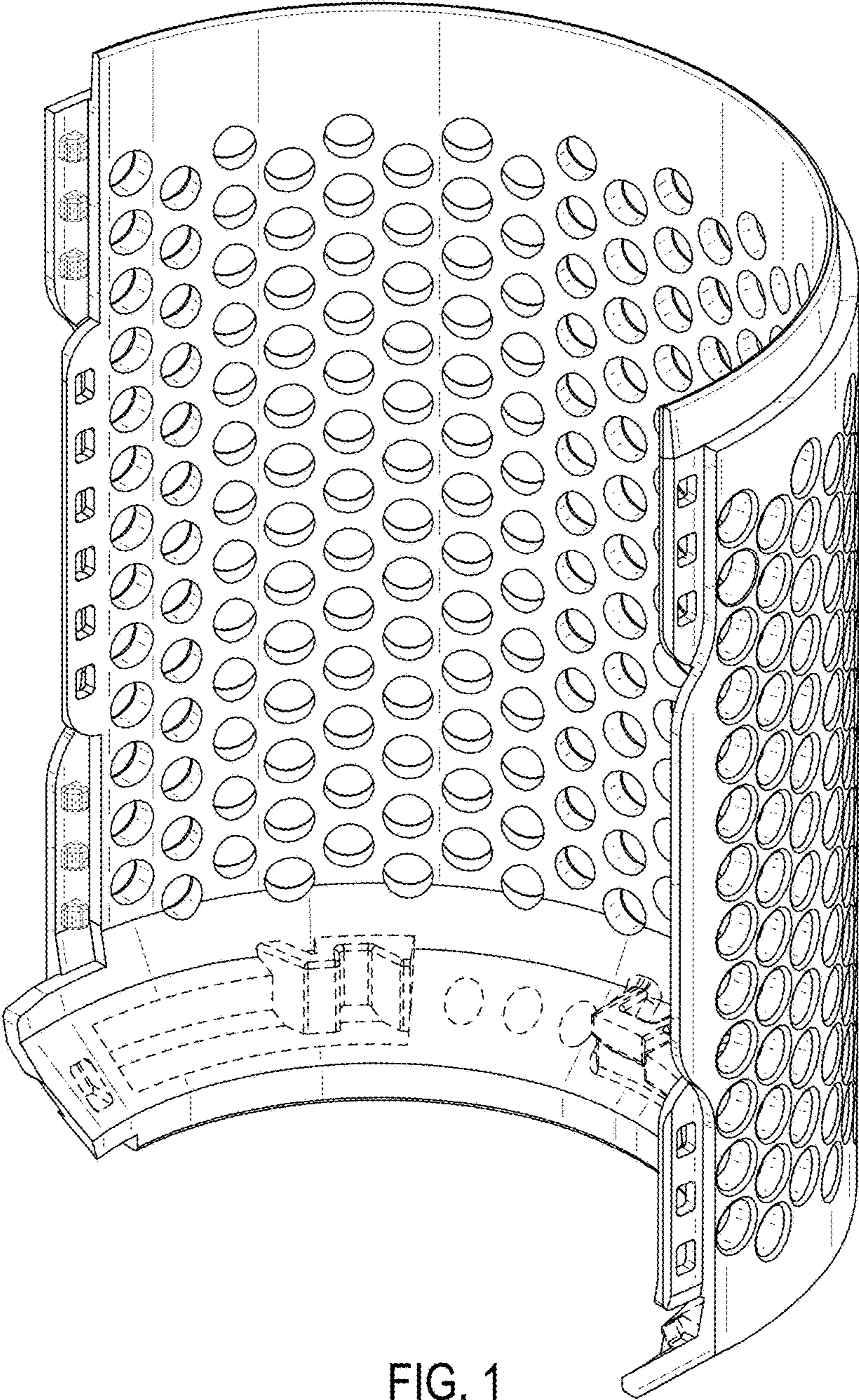


FIG. 1

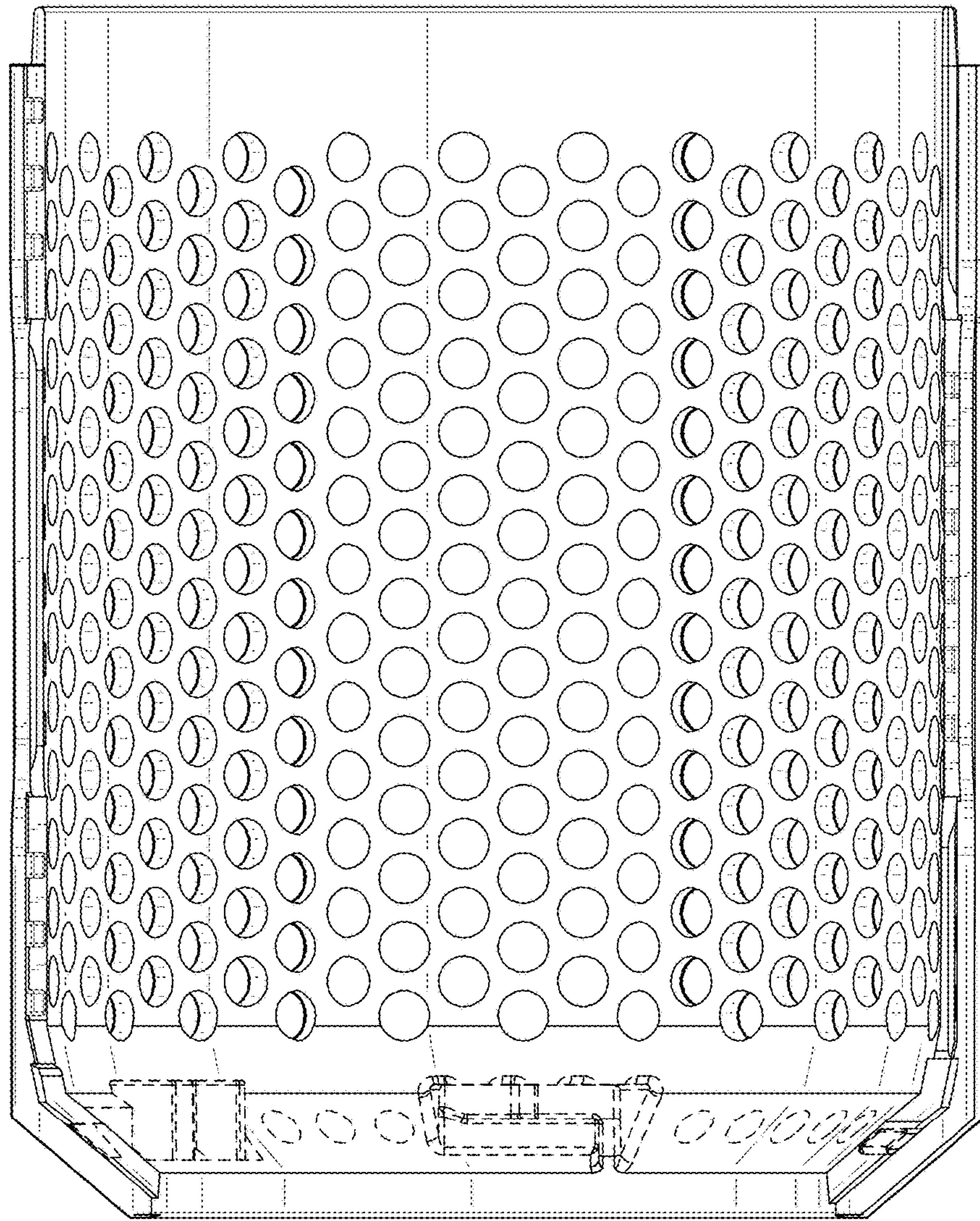


FIG. 2

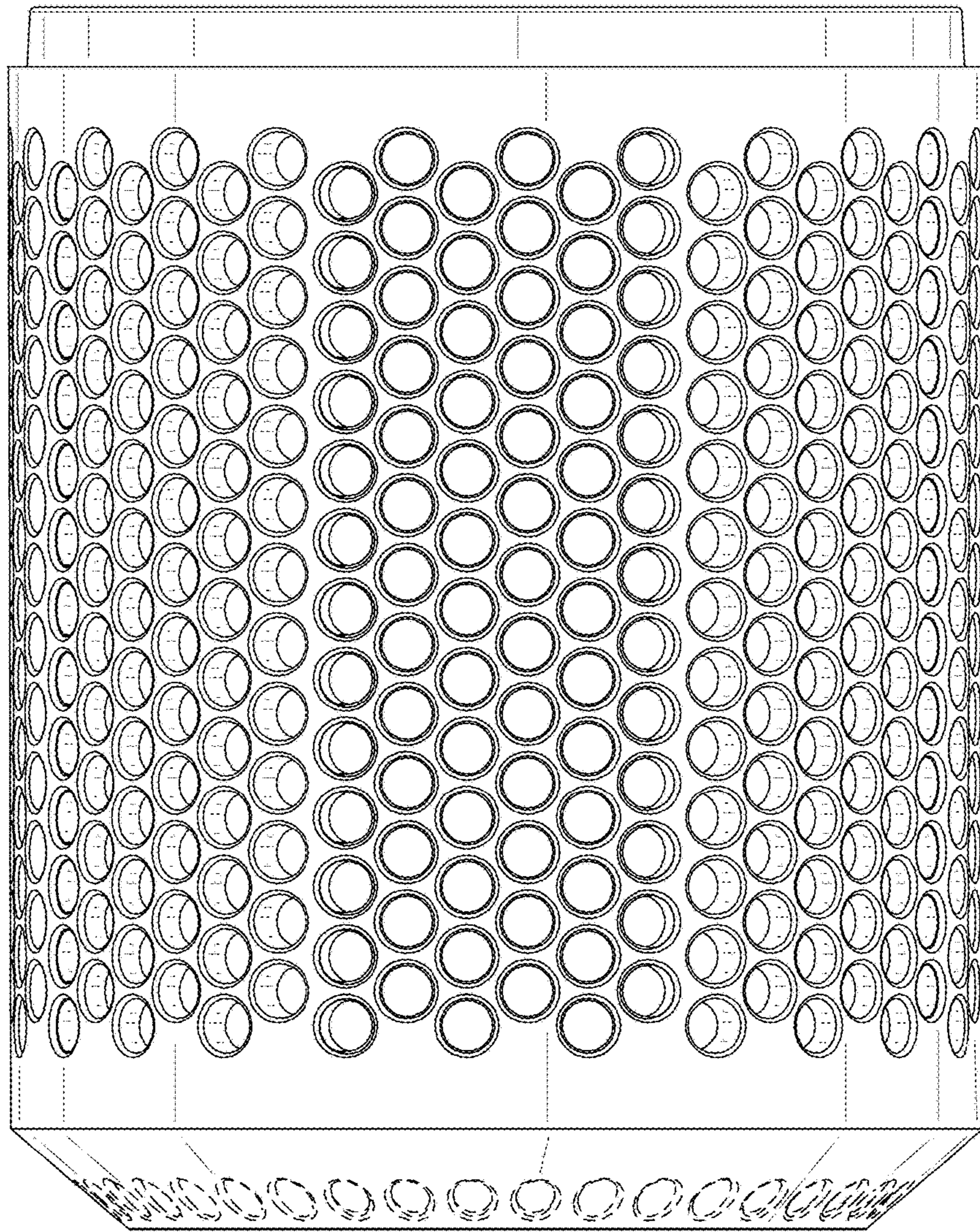


FIG. 3




FIG. 4

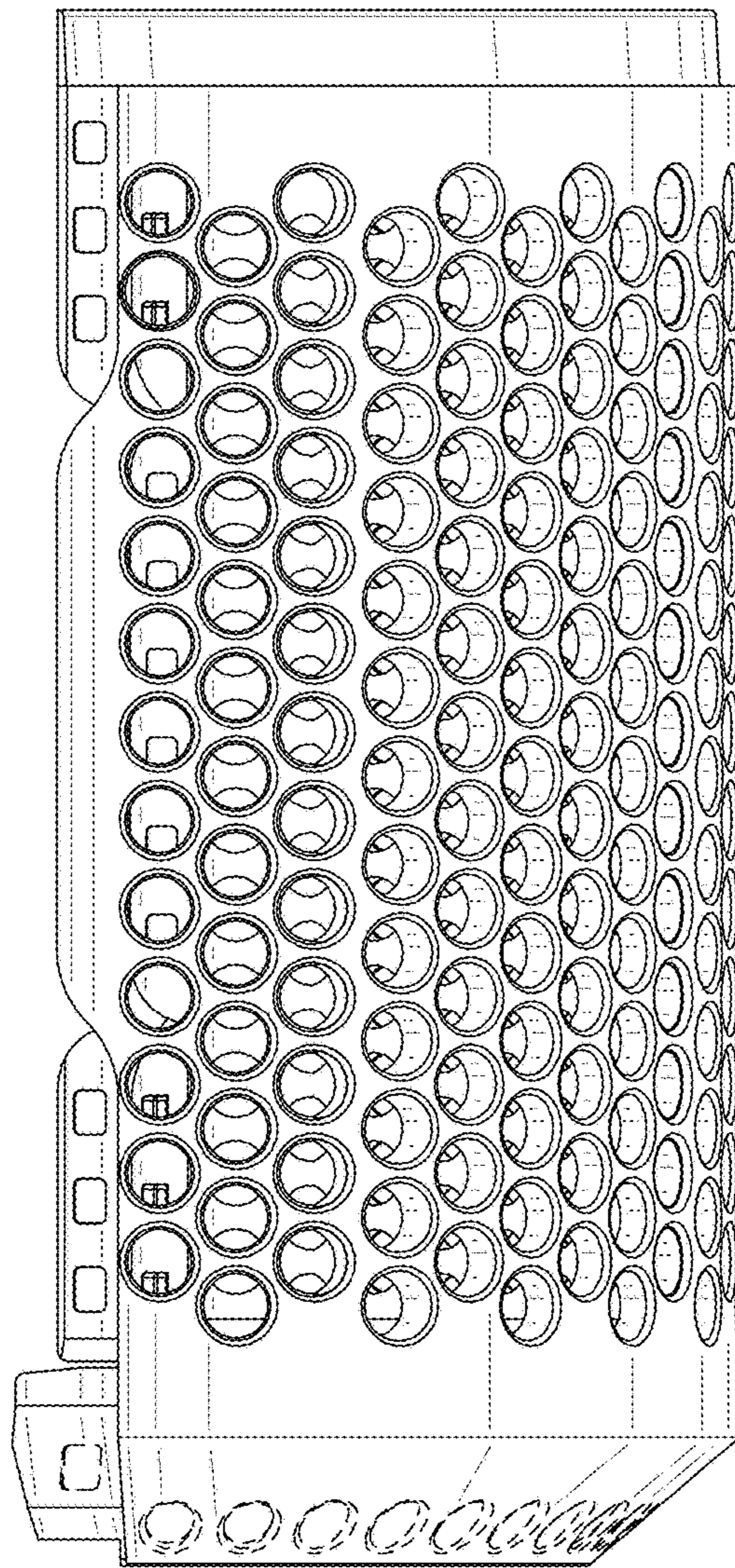


FIG. 5

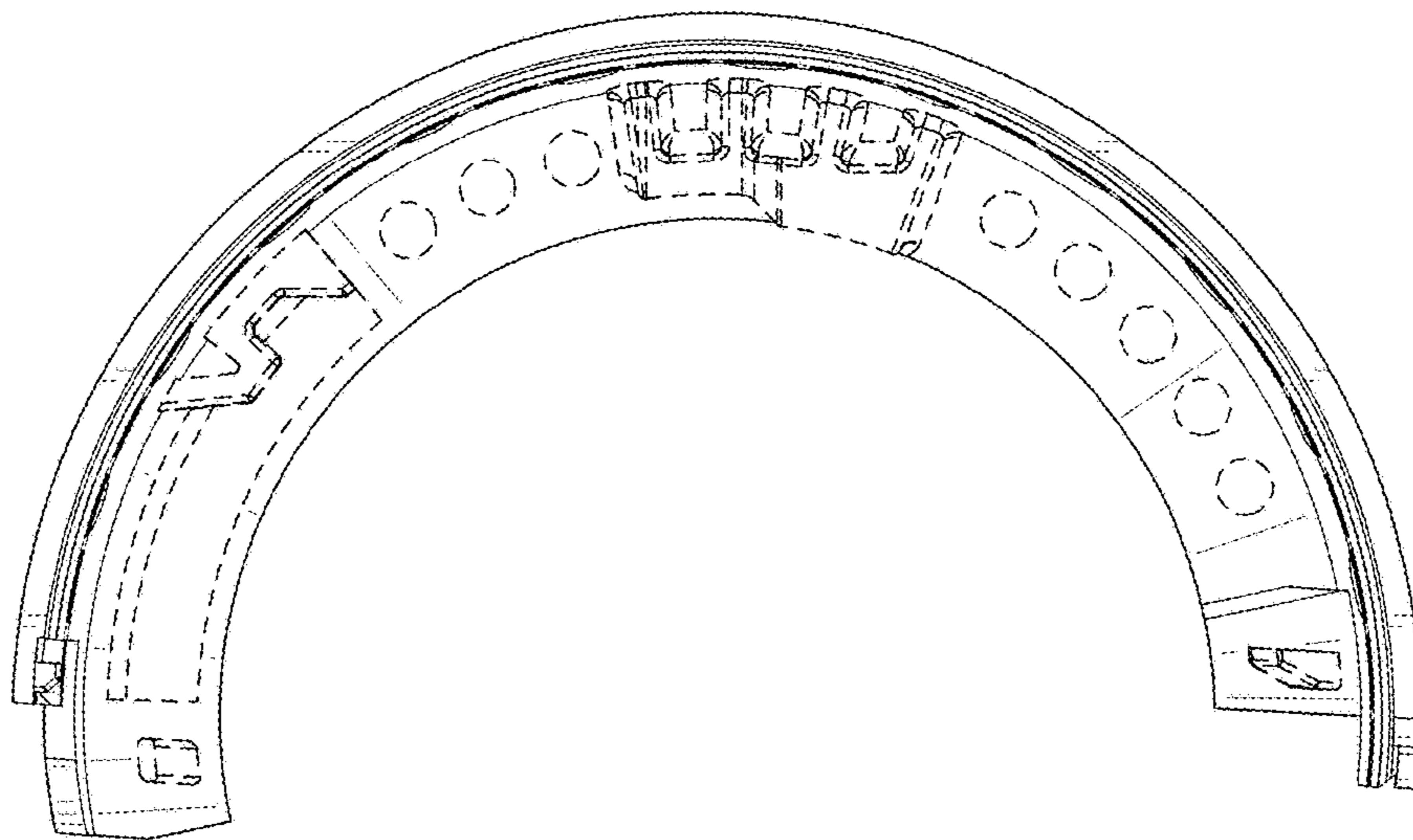


FIG. 6

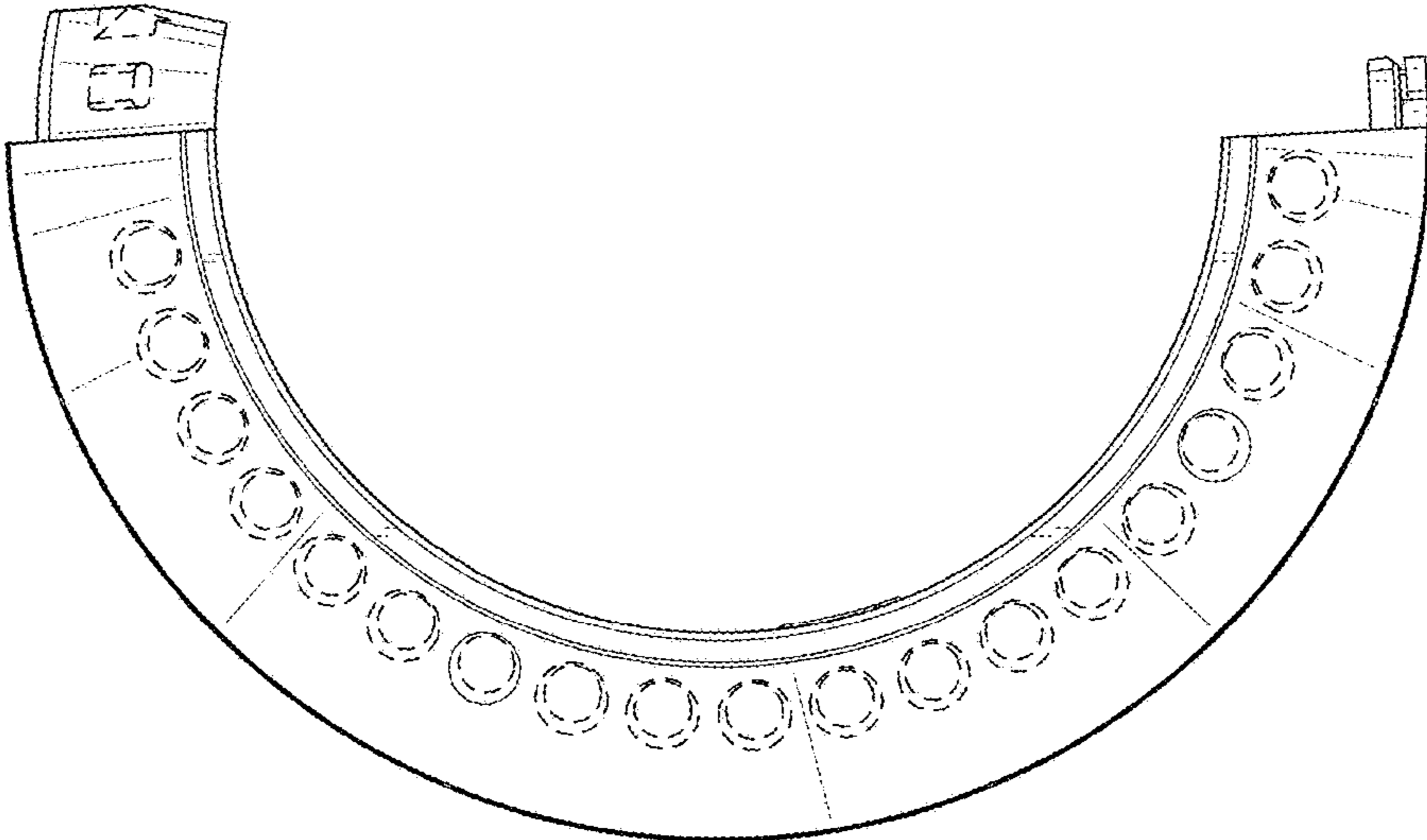


FIG. 7