



US00D856526S

(12) **United States Design Patent** (10) **Patent No.:** **US D856,526 S**
Lutnesky et al. (45) **Date of Patent:** **** Aug. 13, 2019**

(54) **CASSETTE**

- (71) Applicant: **Hewlett-Packard Development Company, L.P.**, Houston, TX (US)
- (72) Inventors: **Gary G. Lutnesky**, Corvallis, OR (US); **Debra J. Thomas**, Corvallis, OR (US); **Dennis R. Esterberg**, Corvallis, OR (US)
- (73) Assignee: **Hewlett-Packard Development Company, L.P.**, Spring, TX (US)
- (**) Term: **15 Years**
- (21) Appl. No.: **29/618,883**
- (22) Filed: **Sep. 25, 2017**
- (51) **LOC (12) Cl.** **24-02**
- (52) **U.S. Cl.**
USPC **D24/225**; D24/216; D24/229
- (58) **Field of Classification Search**
USPC D24/186, 216–232; D10/81; D18/40, 43
CPC B41J 2/1433; B01L 3/527; B01L 3/0268
See application file for complete search history.

(56) **References Cited**

U.S. PATENT DOCUMENTS

D243,543 S *	3/1977	Fadler	D13/182
D258,388 S *	2/1981	Parker	D14/482
D263,681 S *	4/1982	Parr	D9/425
D275,833 S *	10/1984	Malpass	D3/203.3
D289,854 S *	5/1987	Lane	D9/425
D340,289 S *	10/1993	Gerber	D24/223
D357,178 S *	4/1995	Shaw	D24/226
D432,244 S *	10/2000	Anderson	D24/223
D456,082 S *	4/2002	Bouse	D24/223
D592,045 S *	5/2009	Banakar	D9/425
D621,060 S *	8/2010	Handique	D24/225
D622,407 S *	8/2010	Brown	D24/229
D631,555 S *	1/2011	Gorelik	D24/225
D637,732 S *	5/2011	Galano	D24/225
D655,423 S *	3/2012	Nielsen	D24/216

(Continued)

OTHER PUBLICATIONS

T8+ Dispensehead Cassettes—1 box. Online, published date unknown. Retrieved on Oct. 22, 2018 from URL: <https://shop.tecan.com/collections/hp-cassettes/products/t8cassette>.*

Primary Examiner — Susan Bennett Hattan

Assistant Examiner — Omeed Agilee

(74) *Attorney, Agent, or Firm* — Morgan Lewis & Bockius

(57) **CLAIM**

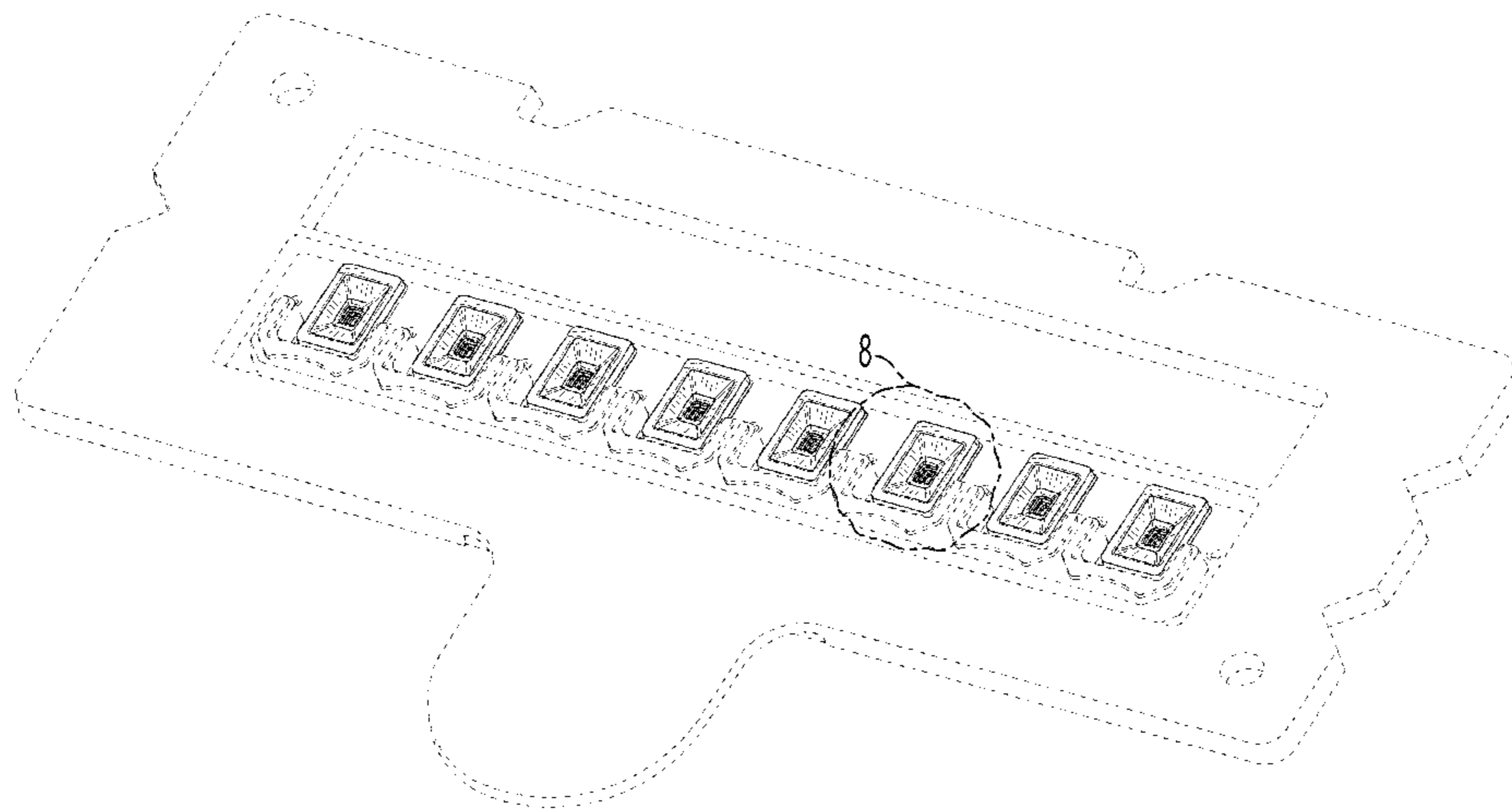
The ornamental design for a cassette, as shown and described.

DESCRIPTION

FIG. 1 is a front, bottom, right side perspective view of a cassette in accordance with our new design;
 FIG. 2 is a front elevational view of the cassette shown in FIG. 1;
 FIG. 3 is a rear elevational view of the cassette shown in FIG. 1;
 FIG. 4 is a left-side elevational view of the cassette shown in FIG. 1;
 FIG. 5 is a right-side elevational view of the cassette shown in FIG. 1;
 FIG. 6 is a top plan view of the cassette shown in FIG. 1;
 FIG. 7 is a bottom plan view of the cassette shown in FIG. 1; and,
 FIG. 8 is an enlarged perspective view of detail area 8 circumscribed within FIG. 1.

All broken lines and the areas adjacent to the shaded surfaces in FIG. 1-3 depict environmental subject matter that forms no part of the claimed design. The broken line surrounding FIG. 8 and the relevant area in FIG. 1 indicate the boundaries of the enlarged detail and form no part of the claimed design. All other broken lines and areas in the drawings depict environmental subject matter that forms no part of the claimed design.

1 Claim, 6 Drawing Sheets



(56)

References Cited

U.S. PATENT DOCUMENTS

D659,256 S * 5/2012 Galano D24/225
D669,191 S * 10/2012 Handique D24/225
D709,620 S * 7/2014 Nielsen D24/216
D713,961 S * 9/2014 Yokoyama D24/158
9,050,592 B2 * 6/2015 Still B01L 3/0268
9,776,186 B2 * 10/2017 Esterberg B41J 2/1752
2018/0111128 A1 * 4/2018 Chatterjee B01L 3/527

* cited by examiner

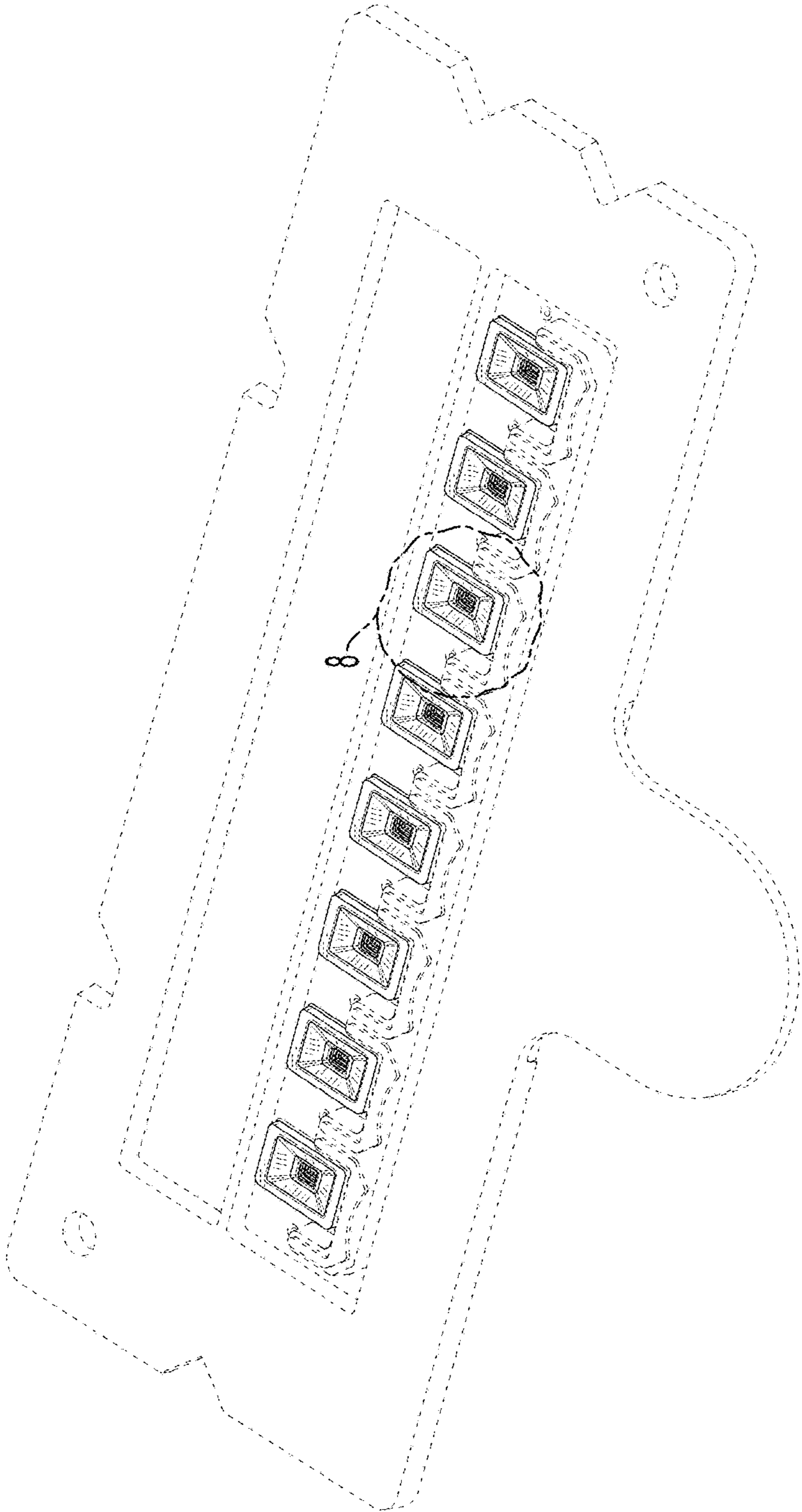


FIG. 1

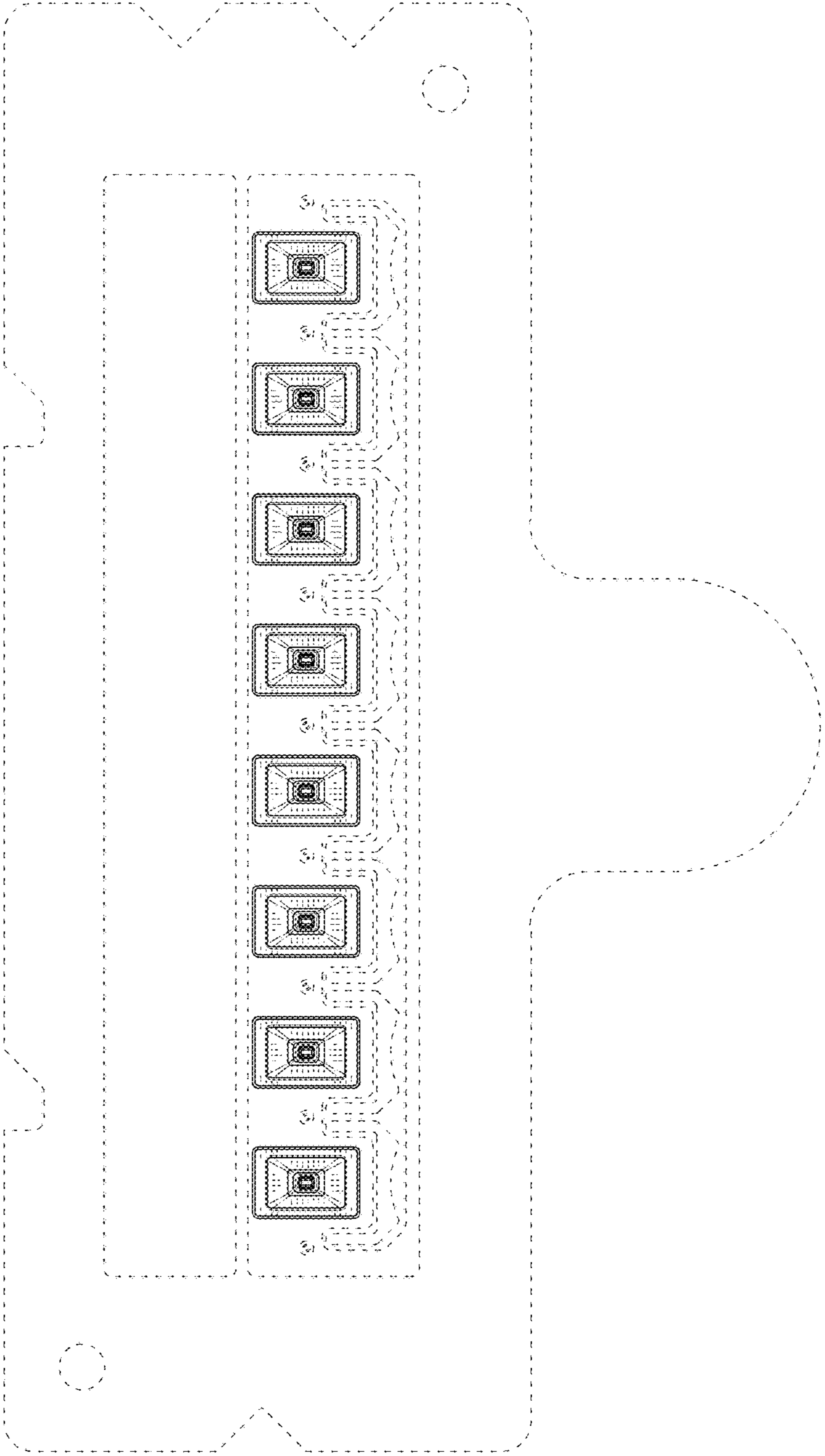


FIG. 2

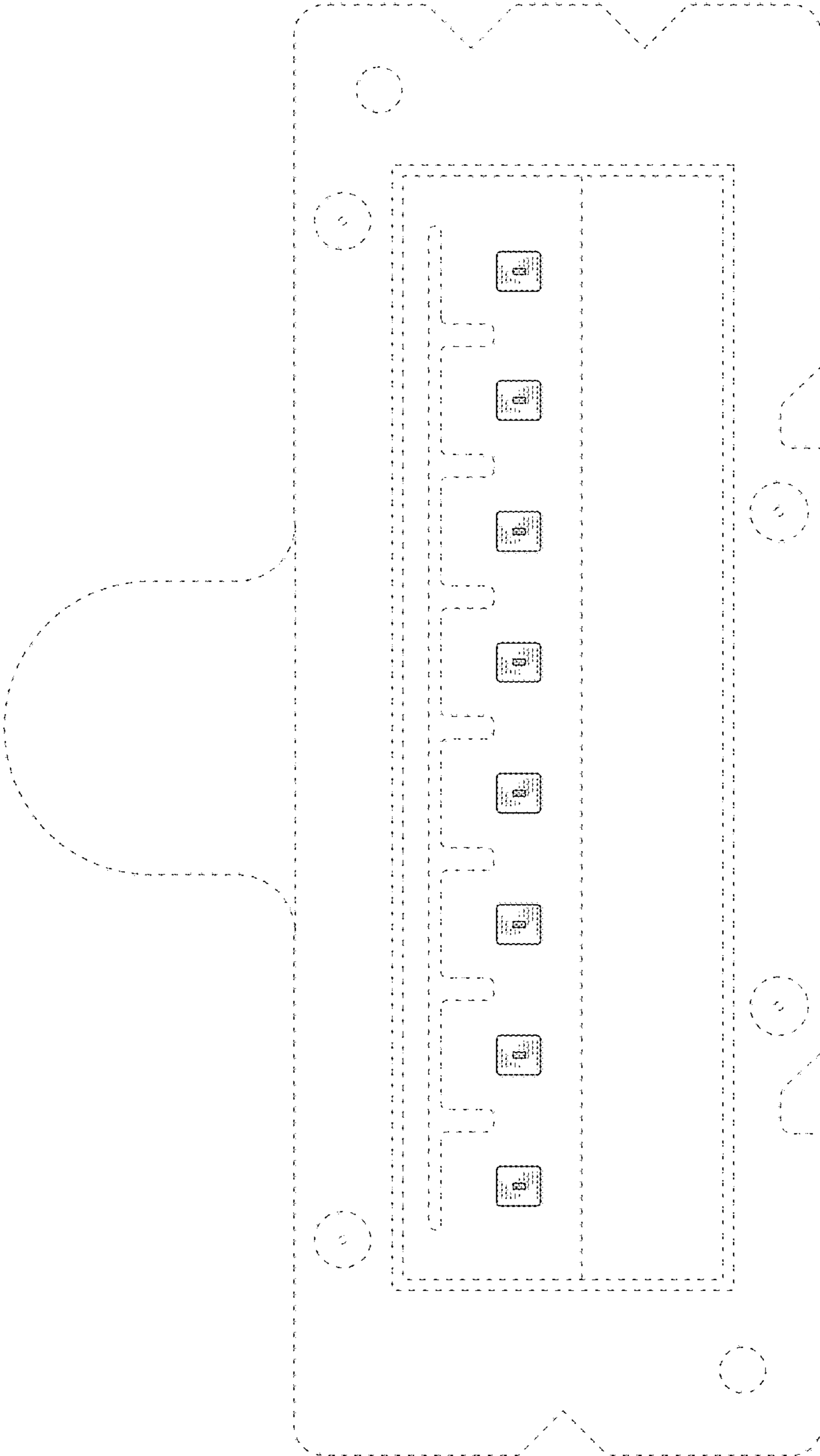


FIG. 3

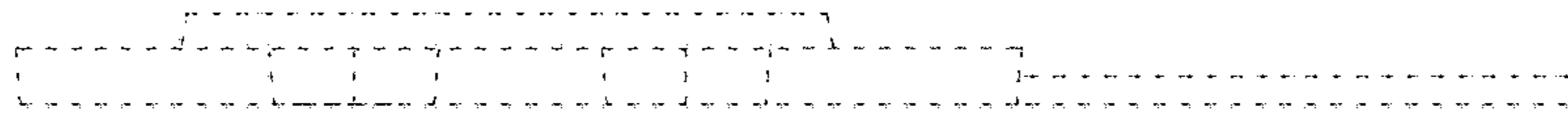


FIG. 5

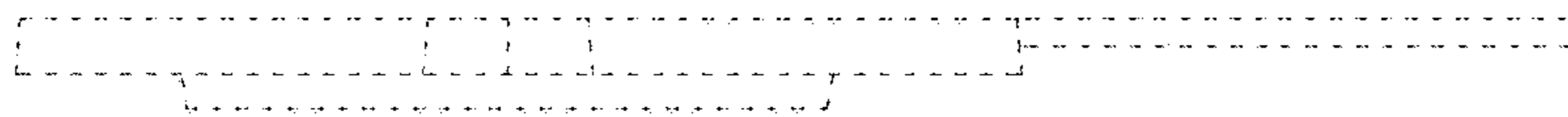


FIG. 4




FIG. 6




FIG. 7

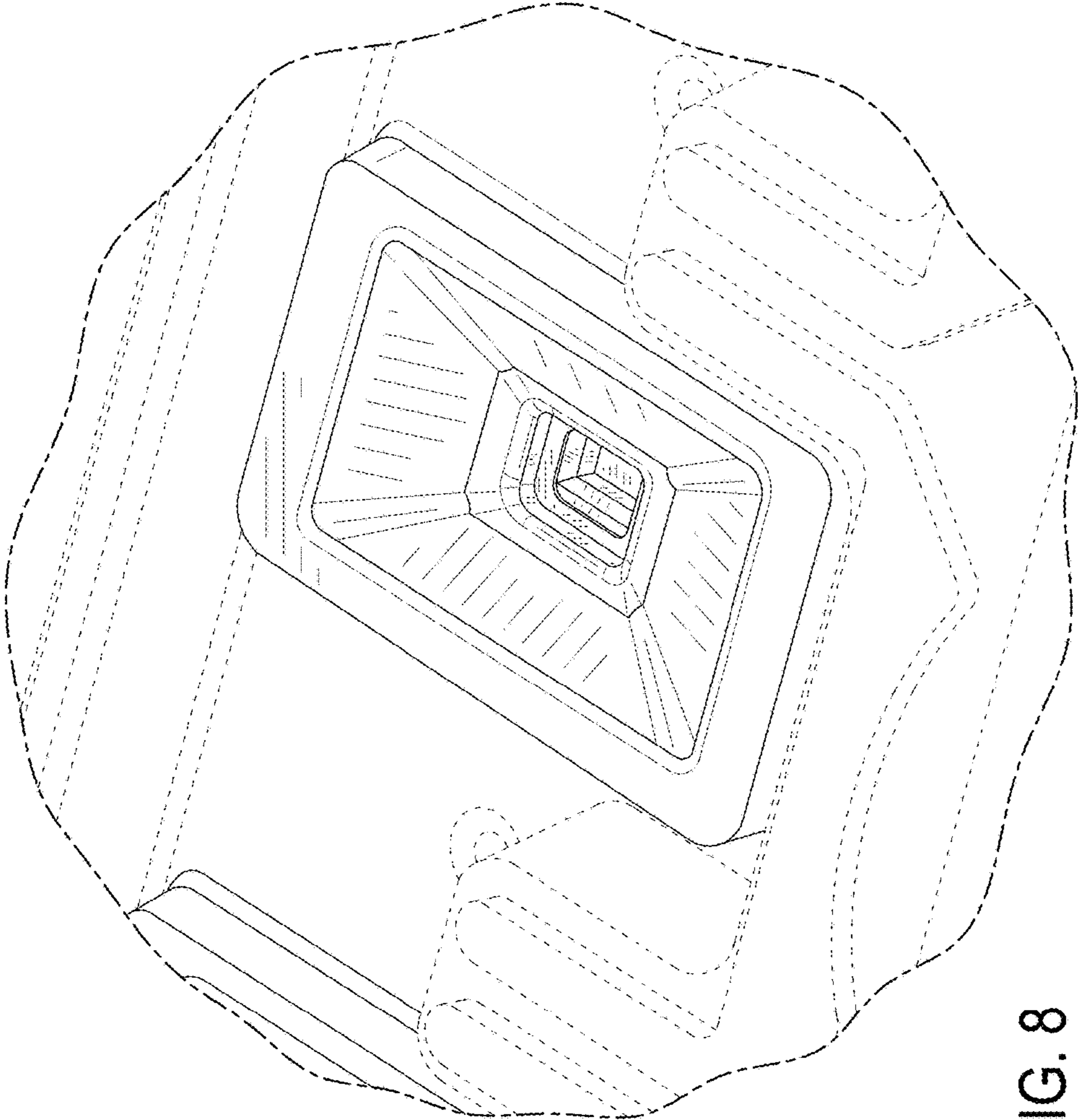


FIG. 8