



US00D856515S

(12) **United States Design Patent** (10) **Patent No.:** **US D856,515 S**
Zu (45) **Date of Patent:** **** Aug. 13, 2019**

(54) **PERMANENT MAKE-UP MICROBLADING PEN**

(71) Applicant: **Xu-Peng Zu**, Guangdong (CN)

(72) Inventor: **Xu-Peng Zu**, Guangdong (CN)

(**) Term: **15 Years**

(21) Appl. No.: **29/624,726**

(22) Filed: **Nov. 3, 2017**

(51) **LOC (12) Cl.** **24-02**

(52) **U.S. Cl.**
USPC **D24/146**; D24/119

(58) **Field of Classification Search**
USPC D24/112-118, 119, 133, 134, 135, 136,
D24/146, 147, 155, 156, 189; 606/48,
606/131, 132, 133, 134, 289; D28/58,
D28/59, 62, 7, 30, 76, 99

CPC A61B 2017/00734; A61B 2017/320012;
A61B 2017/00747; A45D 2200/1054;
A45D 40/26; A45D 40/28; A46B
2200/102; A46B 3/06; A61M 37/0076;
F16H 21/50; Y10T 74/18056; A46D 3/00

See application file for complete search history.

(56) **References Cited**

U.S. PATENT DOCUMENTS

5,197,496	A	*	3/1993	Nakamura	A45D 40/00 132/200
D400,213	S	*	10/1998	Brassil	D15/124
D479,600	S	*	9/2003	Bainton	D24/112
D612,048	S	*	3/2010	Baynham	D24/133
D711,714	S	*	8/2014	Sawaya	D8/61
D717,941	S	*	11/2014	Mach	D24/113
D732,736	S	*	6/2015	Hefetz	D28/10
D742,003	S	*	10/2015	Tasar	D24/146

D765,242	S	*	8/2016	Tapocik	D24/119
D766,508	S	*	9/2016	Wang	D24/133
D802,751	S	*	11/2017	Ratjen	D24/113
D807,043	S	*	1/2018	Grund	D4/120
D813,451	S	*	3/2018	Grund	D28/7

OTHER PUBLICATIONS

Pinkiou Microblading Pen https://www.amazon.com/Pinkiou-Microblading-needles-Permanent-Machine/dp/B01H4KCDK8/ref=cm_cr_ar_p_d_product_top?ie=UTF8&th=1 Aug. 10, 2016 (Year: 2016).*

Manual Tattoo Pen for 3D Eyebrow Tattoo <https://www.lovbeauty.net/product/manual-tattoo-pen-for-3d-eyebrow-tattoo-eyebrow-embroidery-3> Aug. 29, 2015 (Year: 2015).*

* cited by examiner

Primary Examiner — Cathron C Brooks
Assistant Examiner — Samantha Q. Lawrence

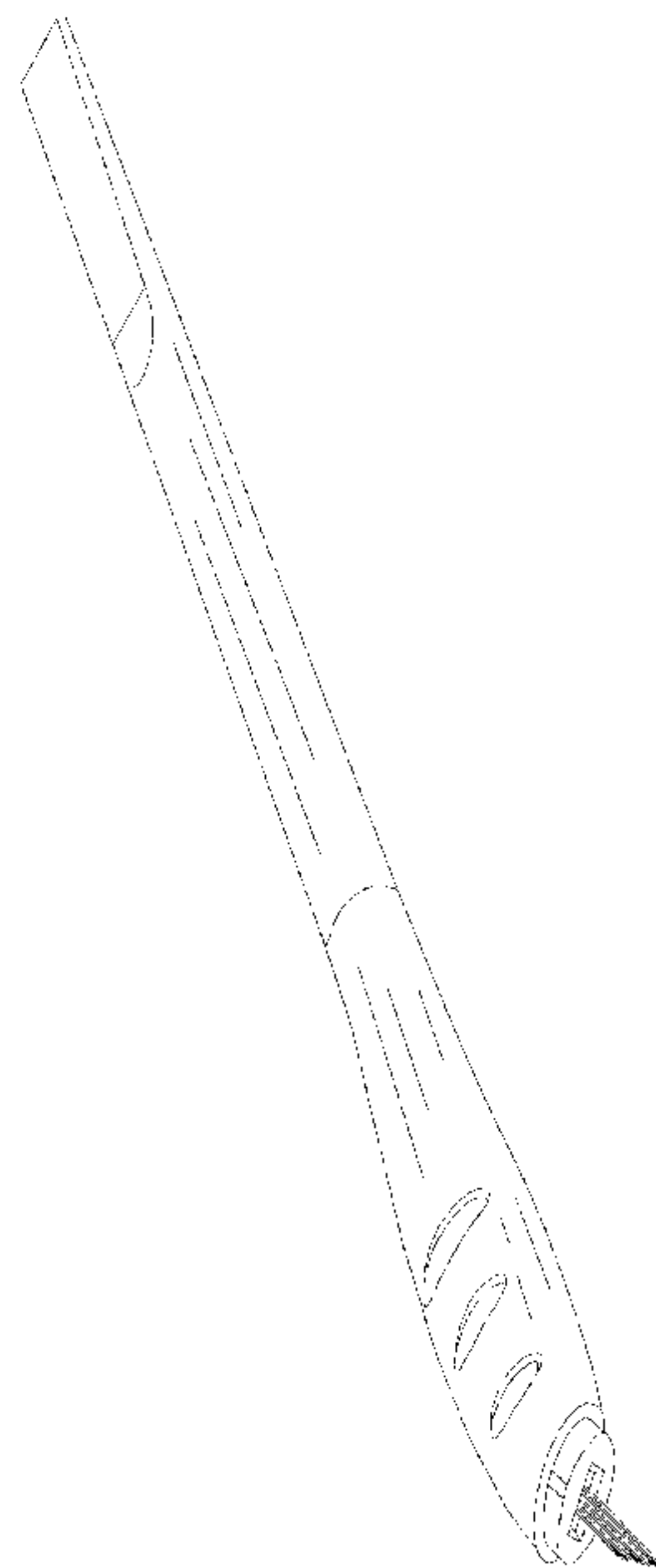
(57) **CLAIM**

The ornamental design for a permanent make-up microblading pen, as shown and described.

DESCRIPTION

FIG. 1 is a perspective view of a permanent make-up microblading pen showing my new design; FIG. 2 is a front elevational view thereof; FIG. 3 is a top plan view thereof; FIG. 4 is a left side elevational view thereof; FIG. 5 is a rear elevational view thereof; FIG. 6 is a right side view thereof; and, FIG. 7 is a bottom plan view thereof.

1 Claim, 7 Drawing Sheets



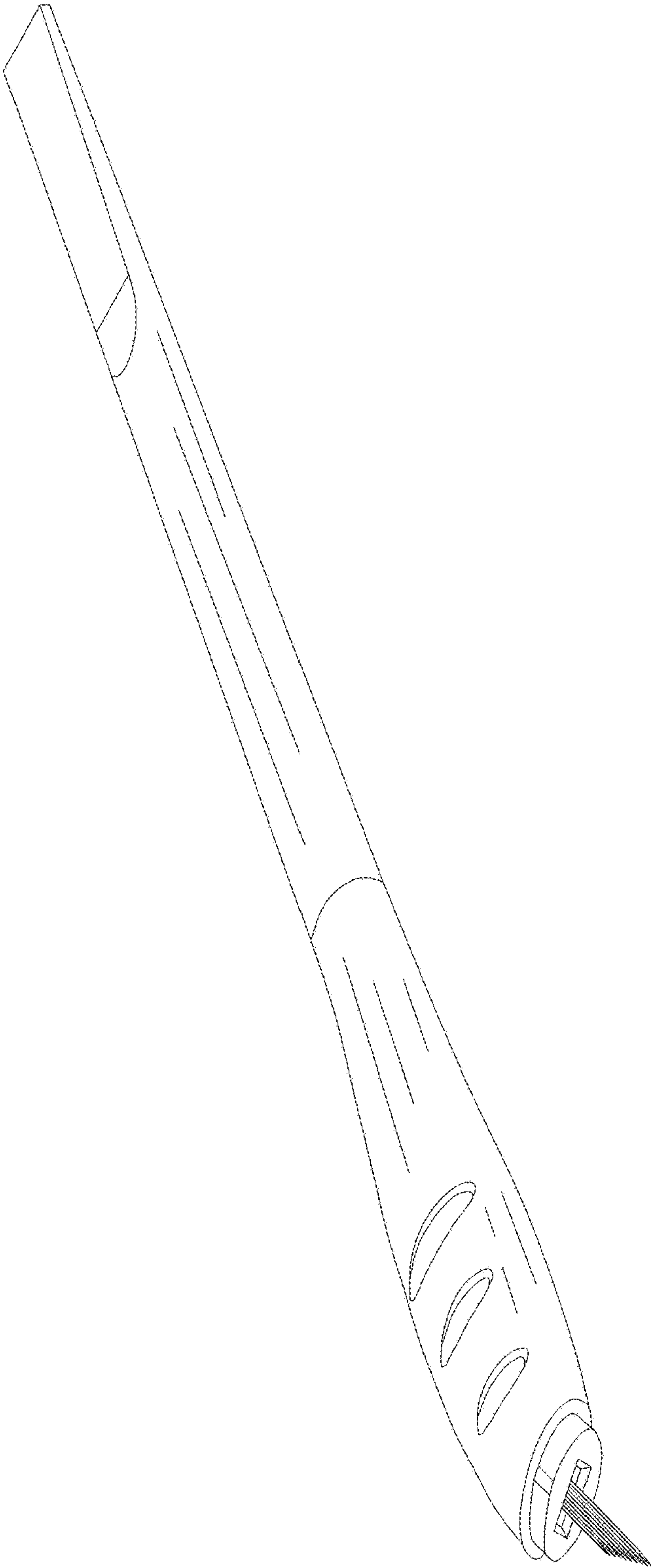


FIG. 1




FIG. 2

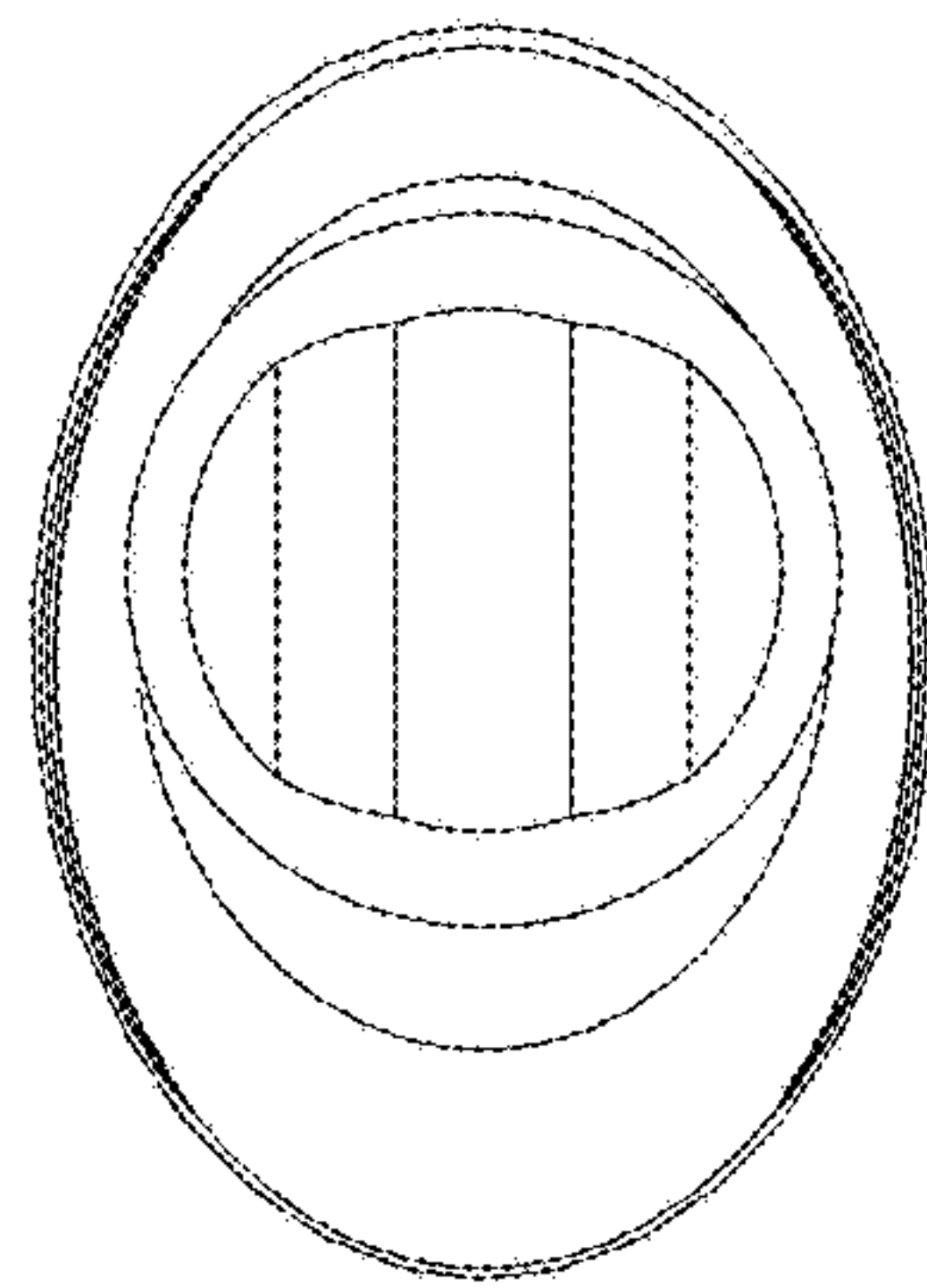


FIG. 3




FIG. 4




FIG. 5




FIG. 6

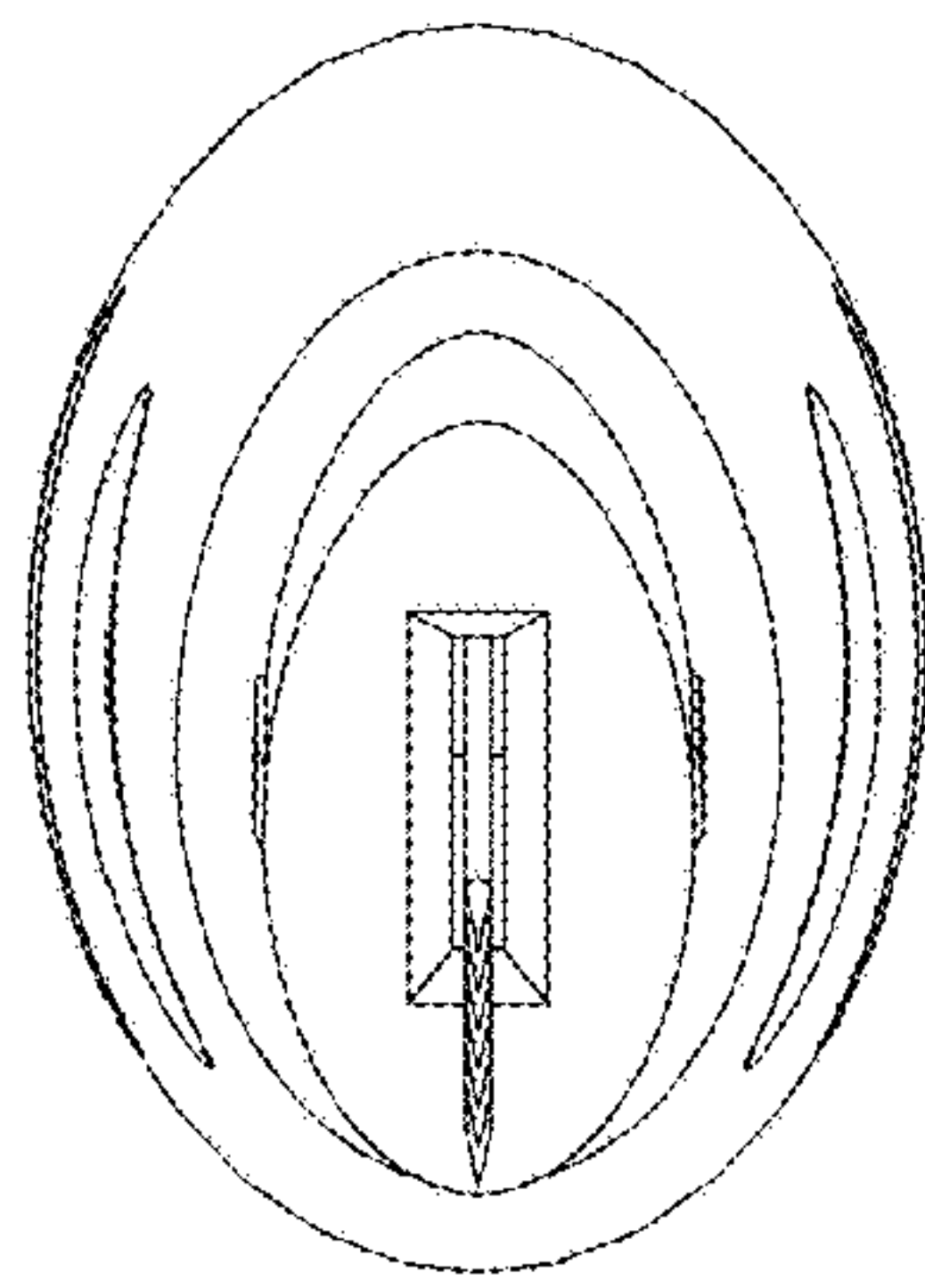


FIG. 7