



US00D856499S

(12) **United States Design Patent** (10) **Patent No.:** **US D856,499 S**
Labbani-Motlagh et al. (45) **Date of Patent:** **** Aug. 13, 2019**

(54) **CONDENSER COVER**

(71) Applicant: **VOLTA AIR TECHNOLOGY INC.**,
Surrey (CA)

(72) Inventors: **Abdollah Labbani-Motlagh**, Coquitlam
(CA); **Saeed Zaari**, Vancouver (CA);
Peter Timothy Johnston, Vancouver
(CA)

(73) Assignee: **Volta Air Technology Inc.**, Richmond,
BC (CA)

(**) Term: **15 Years**

(21) Appl. No.: **29/624,177**

(22) Filed: **Oct. 30, 2017**

(51) **LOC (12) Cl.** **12-16**

(52) **U.S. Cl.**
USPC **D23/325**

(58) **Field of Classification Search**
USPC D23/325, 342, 314, 318, 324, 323, 387;
D6/432, 472; D10/49, 50; D13/125
CPC B60H 1/3232; B60H 1/262; B60H 1/246;
B60H 1/26; B60H 1/00364; B60H
1/00535; B60H 1/004; B60H 1/3229;
B60H 1/00514; B60P 3/20; F25D 23/00
See application file for complete search history.

D538,413 S * 3/2007 Lyu D23/325
D613,383 S * 4/2010 Crosnier D23/324
D672,450 S * 12/2012 Milks D23/387
D715,907 S * 10/2014 Bergin D23/325
D801,500 S * 10/2017 Andrews D23/354
D811,566 S * 2/2018 Liu D23/325
D817,466 S * 5/2018 Moseley D23/325
2010/0218531 A1 * 9/2010 Khan B60H 1/00014
62/259.1
2011/0302942 A1 * 12/2011 Birchard B60H 1/3232
62/159
2013/0109294 A1 * 5/2013 Tolinski F24F 13/20
454/367
2013/0327285 A1 * 12/2013 Burnham F02D 29/06
123/2
2015/0087216 A1 * 3/2015 Stover B60H 1/245
454/75
2015/0343941 A1 * 12/2015 Lawrence B60P 3/20
454/91
2016/0207372 A1 * 7/2016 Parry B60H 1/00364
2016/0221418 A1 * 8/2016 Stover B60H 1/245
2018/0105020 A1 * 4/2018 Smith B60J 7/1642
2018/0264912 A1 * 9/2018 Hipp-Kalthoff ... B60H 1/00521

* cited by examiner

Primary Examiner — T Chase Nelson
Assistant Examiner — Ania Aman
(74) *Attorney, Agent, or Firm* — Nexus Law Group LLP

(57) **CLAIM**

The ornamental design of a condenser cover, substantially as shown and described.

DESCRIPTION

FIG. 1 is a top left perspective view of the new design;
FIG. 2 is a top right perspective view thereof;
FIG. 3 is a top plan view thereof;
FIG. 4 is a bottom plan view thereof;
FIG. 5 is a front elevation view thereof; and,
FIG. 6 is a rear elevation view thereof.

1 Claim, 3 Drawing Sheets

(56) **References Cited**

U.S. PATENT DOCUMENTS

4,261,930 A * 4/1981 Walker F24F 6/06
261/28
4,867,047 A * 9/1989 Citron B60H 1/00464
454/347
D323,552 S * 1/1992 Baldwin D23/325
D435,639 S * 12/2000 Slavonia D23/325
D460,165 S * 7/2002 Hanson D23/325
D495,041 S * 8/2004 Thomas D23/325





Fig. 1




Fig. 2




Fig. 3




Fig. 4




Fig. 5




Fig. 6