



US00D856468S

(12) **United States Design Patent** (10) **Patent No.:** **US D856,468 S**
Caballero Tapia et al. (45) **Date of Patent:** **** Aug. 13, 2019**

(54) **DEVICES FOR EMANATING OF VOLATILE SUBSTANCES**

D326,890 S * 6/1992 Mares D22/119
D329,681 S * 9/1992 Demarest D22/119
5,548,922 A * 8/1996 Wefler A01M 1/2011
43/131
6,216,384 B1 * 4/2001 Dickson A01M 1/2005
43/131
D818,078 S * 5/2018 Zhang D22/122
D829,854 S * 10/2018 Sanford D22/122
D829,857 S * 10/2018 Sanford D22/122
D829,858 S * 10/2018 Sanford D22/122

(71) Applicant: **ZOBELE HOLDING SPA**, Trento (IT)

(72) Inventors: **Moisés Caballero Tapia**, Barcelona (ES); **Cedric Gobber**, Barcelona (ES); **Jorge Alejandro Martínez Uribe**, Barcelona (ES)

(73) Assignee: **ZOBELE HOLDING S.P.A.**, Trento (IT)

* cited by examiner

Primary Examiner — Catherine R Oliver-Garcia

(**) Term: **15 Years**

(74) *Attorney, Agent, or Firm* — Ostrolenk Faber LLP

(21) Appl. No.: **29/645,844**

(22) Filed: **Apr. 30, 2018**

(57) **CLAIM**

(30) **Foreign Application Priority Data**

The ornamental design for a device for emanating of volatile substances, as shown and described.

Oct. 31, 2017 (ES) 0526279

(51) **LOC (12) Cl.** **22-06**

(52) **U.S. Cl.**
USPC **D22/122**

(58) **Field of Classification Search**
USPC D22/119–124; 43/107, 114, 124, 121, 43/131, 132.1
CPC A01M 1/00; A01M 1/02; A01M 1/04; A01M 1/06; A01M 1/10; A01M 1/14; A01M 29/34; A01M 29/12; A01M 2200/011; A01M 2200/012; A01N 25/18
See application file for complete search history.

DESCRIPTION

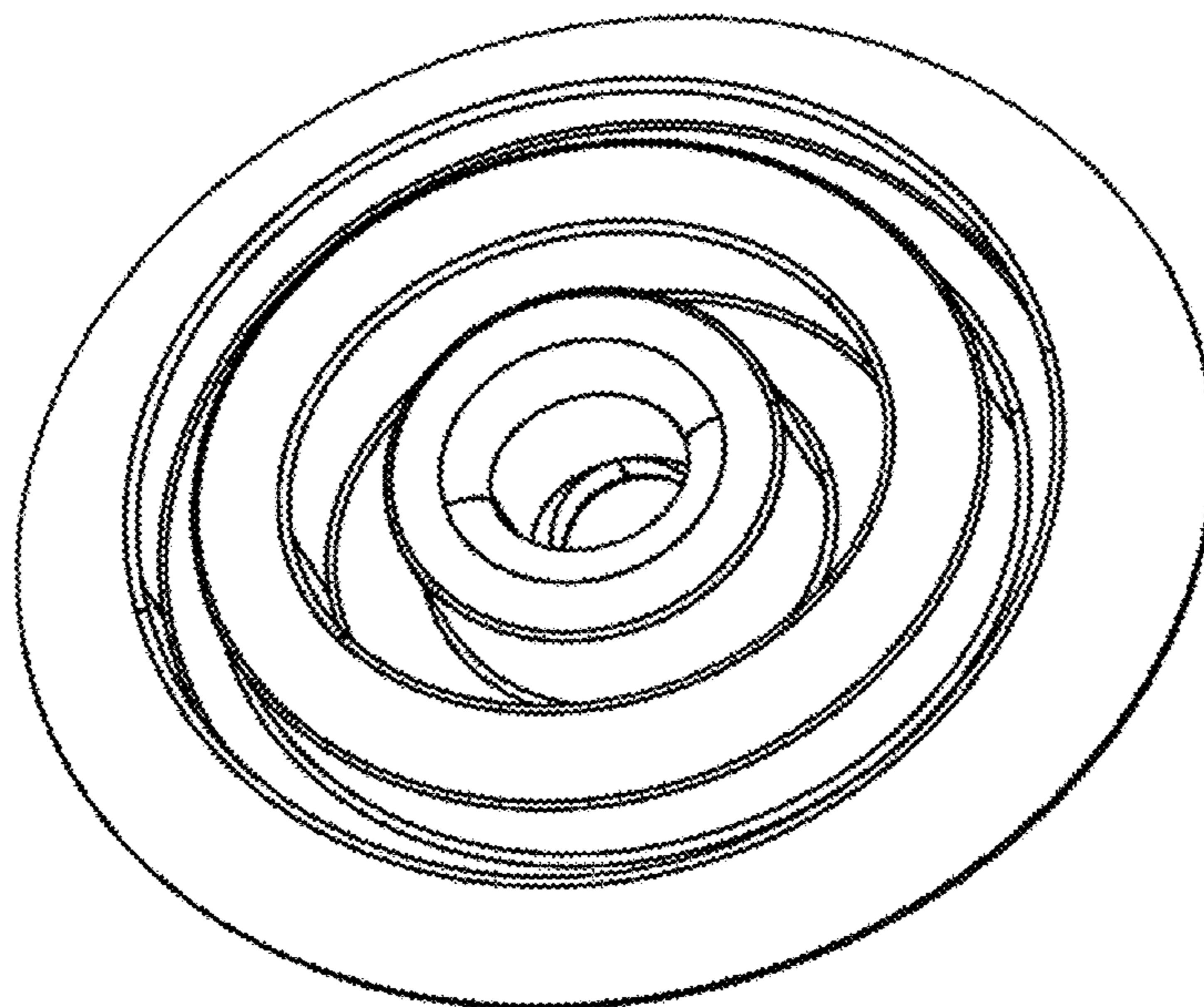
FIG. 1 is a top, front and left side perspective view illustration of a device for emanating of volatile substances according to an aspect of our new design;
FIG. 2 is a top view thereof;
FIG. 3 is a bottom view thereof;
FIG. 4 is a front view (inverted) thereof;
FIG. 5 is a rear view thereof;
FIG. 6 is a bottom, front, left side perspective view thereof; and,
FIG. 7 is another top, front, left side perspective view thereof.
Left and right side views are identical to the front view.

(56) **References Cited**

U.S. PATENT DOCUMENTS

D274,545 S * 7/1984 McClelland D22/119
D323,871 S * 2/1992 Nitta D22/119

1 Claim, 7 Drawing Sheets



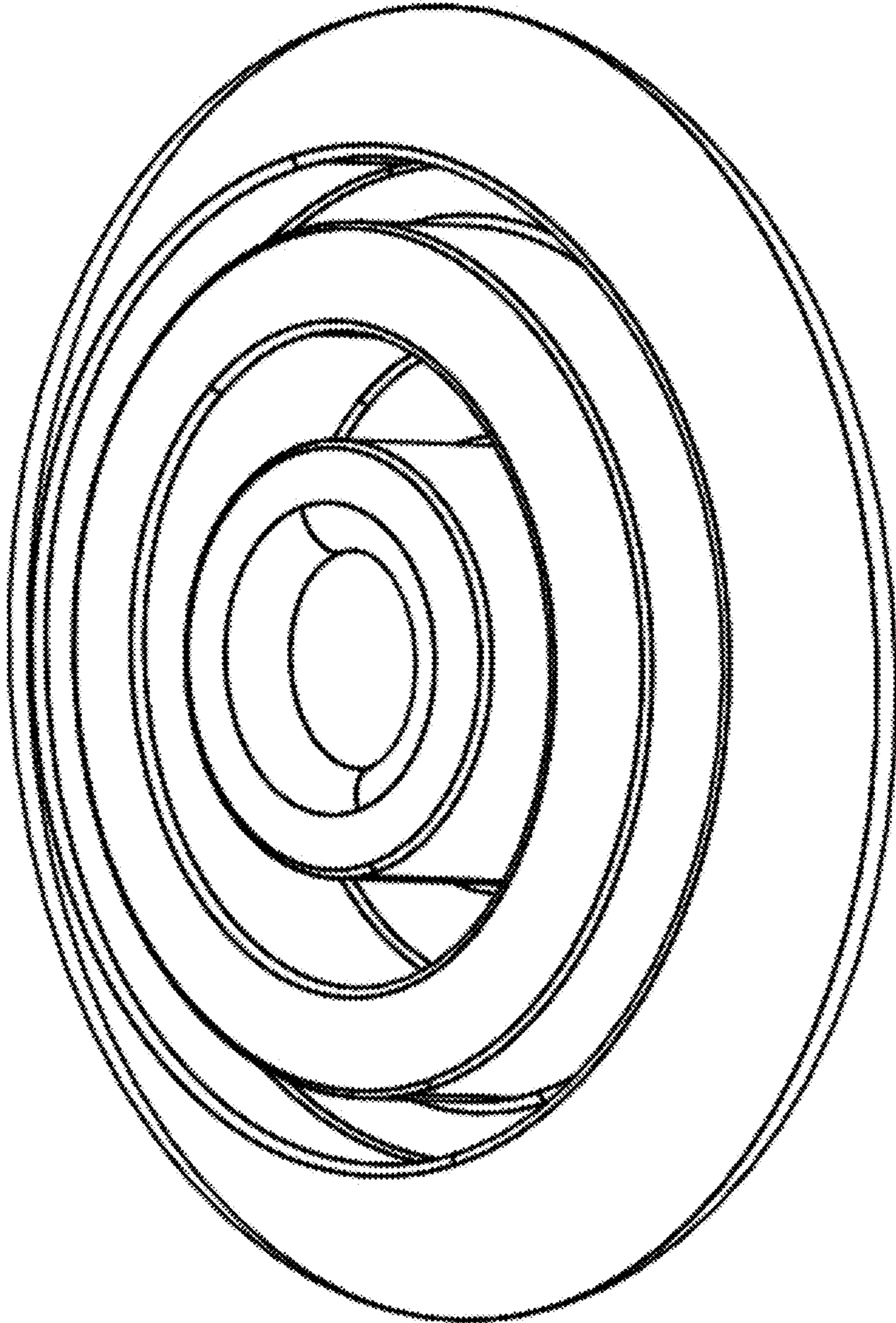


FIG. 1

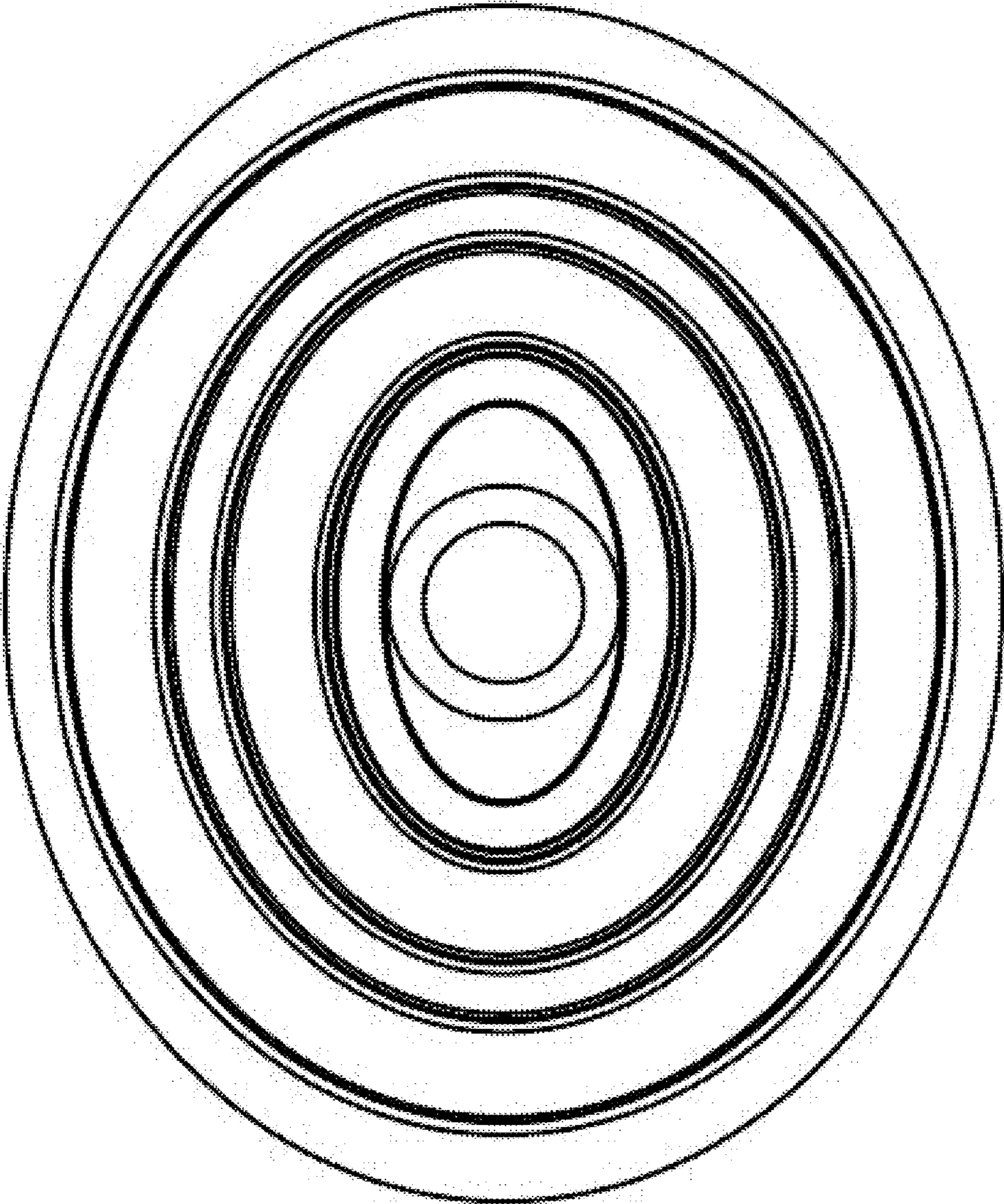


FIG. 2




FIG. 3




FIG. 4

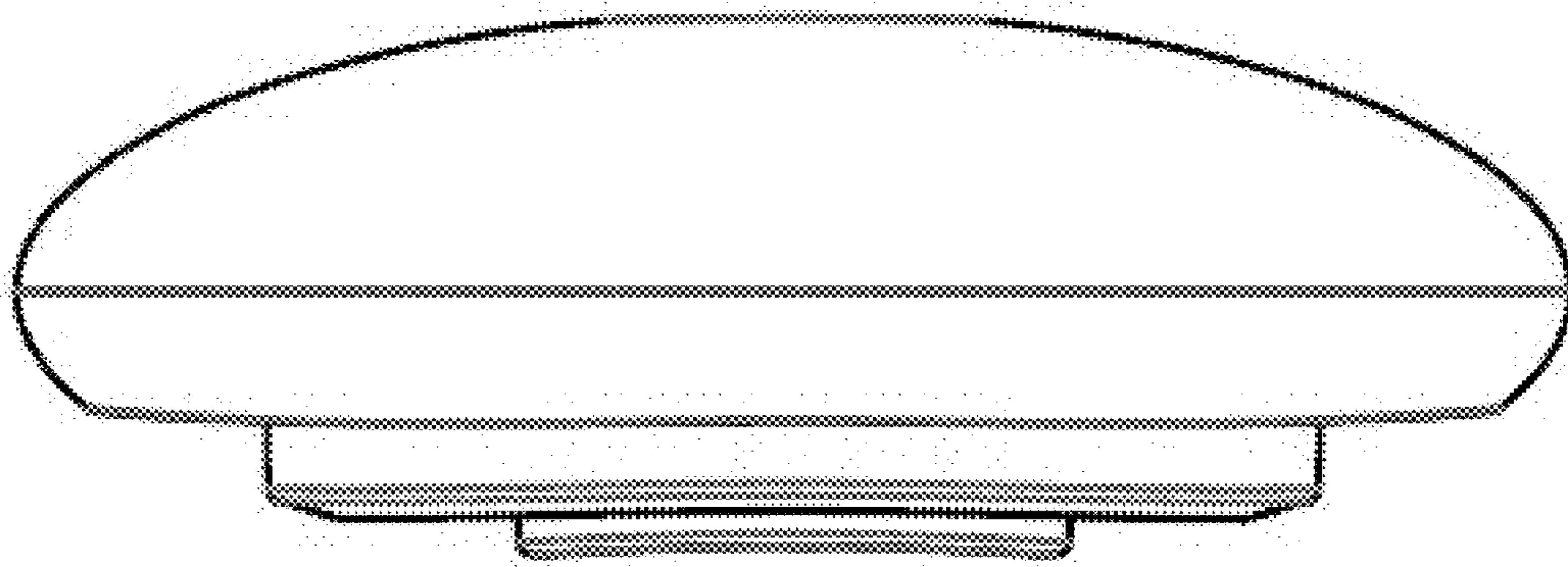


FIG. 5

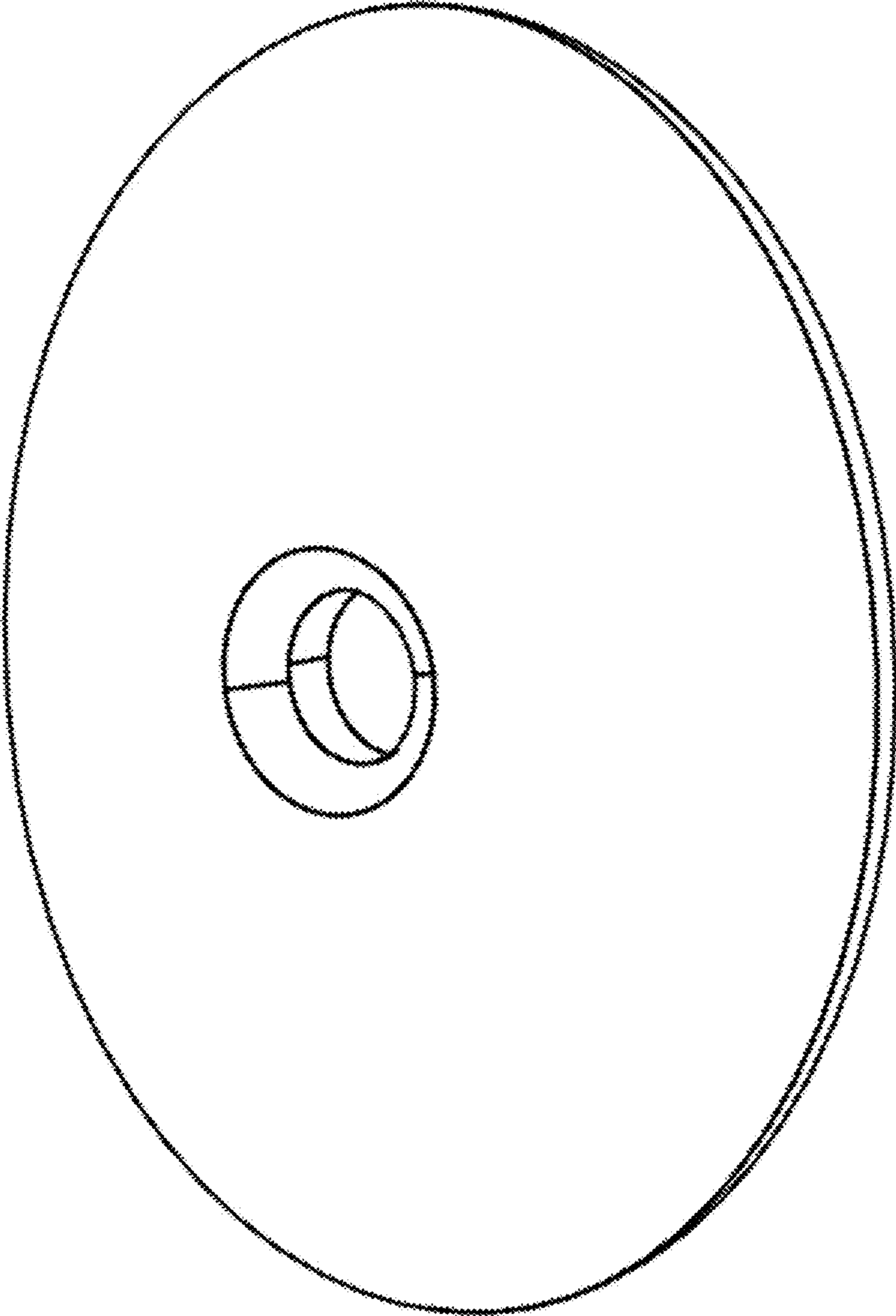


FIG. 6

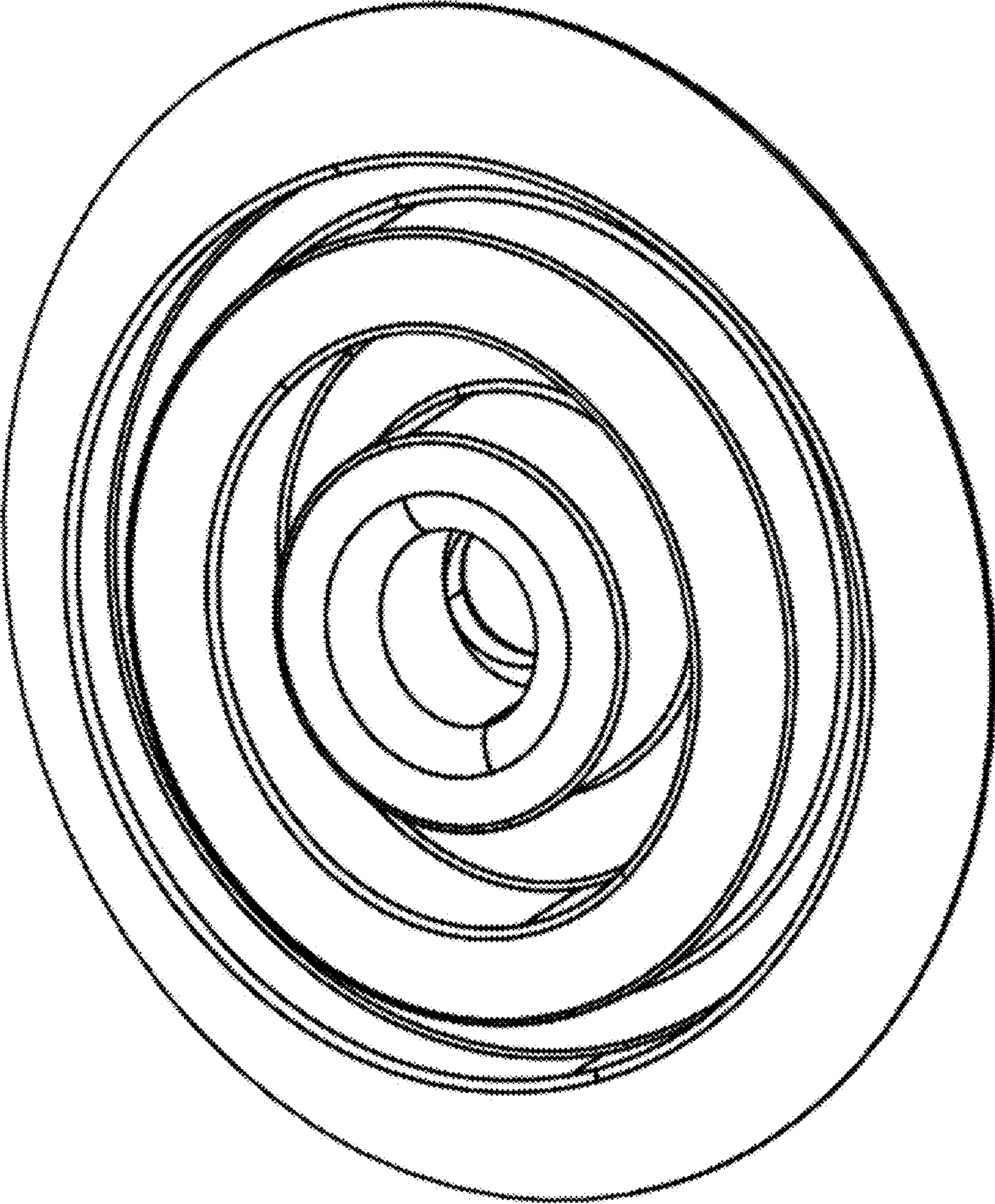


FIG. 7