



US00D856435S

(12) **United States Design Patent** (10) **Patent No.:** **US D856,435 S**
Wood (45) **Date of Patent:** **** Aug. 13, 2019**

(54) **MIDDLE SIDE MOLDING FOR A MODEL VEHICLE**

D832,168 S * 10/2018 Platto D12/190
D836,508 S * 12/2018 Shinohara D12/190
D836,509 S * 12/2018 Grand D12/190

(71) Applicant: **TRAXXAS LP**, McKinney, TX (US)

* cited by examiner

(72) Inventor: **Jonathan Scott Wood**, Plano, TX (US)

Primary Examiner — Robin V Webster

(73) Assignee: **Traxxas L.P.**, McKinney, TX (US)

Assistant Examiner — Keith J Wilson

(**) Term: **15 Years**

(74) *Attorney, Agent, or Firm* — Daryl R. Wright; Greg Carr

(21) Appl. No.: **29/623,939**

(57) **CLAIM**

I claim the ornamental design for a middle side molding for a model vehicle, as shown and described.

(22) Filed: **Oct. 27, 2017**

DESCRIPTION

(51) **LOC (12) Cl.** **21-01**

(52) **U.S. Cl.**
USPC **D21/561**; D12/190

(58) **Field of Classification Search**
USPC D12/90, 91, 106, 114, 163, 169, 171,
D12/190; D21/561, 562; D11/81, 211;
D20/11, 23, 24, 25, 30, 31, 32
CPC B60J 10/35; B60J 10/0011; B60J 10/02
See application file for complete search history.

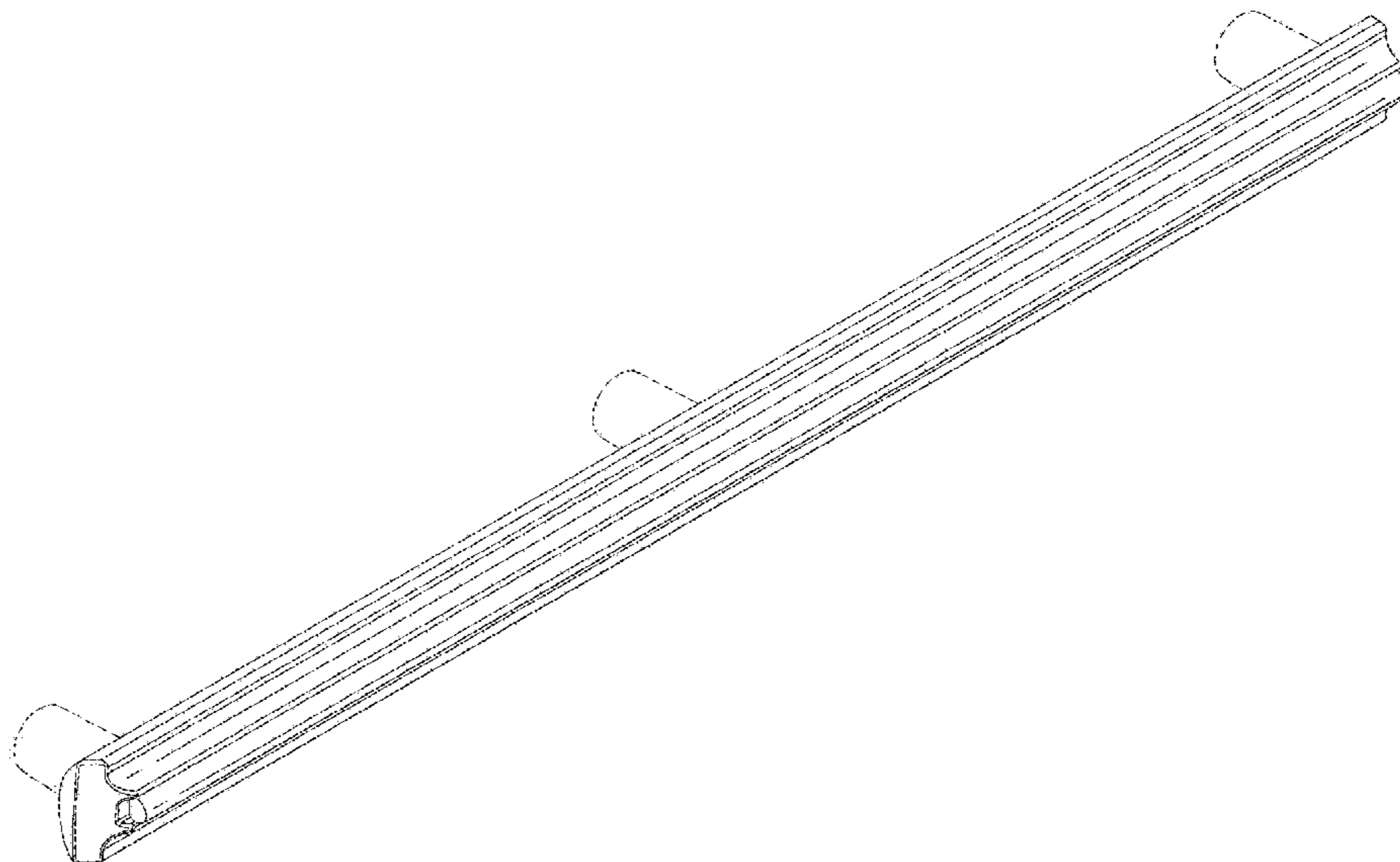
(56) **References Cited**

U.S. PATENT DOCUMENTS

D623,104 S *	9/2010	Akasawa	D12/190
D709,419 S *	7/2014	Watkins	D12/190
D709,420 S *	7/2014	Watkins	D12/190
D710,264 S *	8/2014	Watkins	D12/169
D746,201 S *	12/2015	Schlater	D12/190
D746,202 S *	12/2015	Schlater	D12/190
D746,745 S *	1/2016	Schoonover	D12/190
D746,746 S *	1/2016	Schlater	D12/190
D748,549 S *	2/2016	Battams	D12/190
D761,175 S *	7/2016	Stoynov	D12/190
D811,301 S *	2/2018	Peat	D12/190
D820,179 S *	6/2018	Kladde	D12/190

FIG. 1 is a top, left, front perspective view of a middle side molding for a model vehicle;
FIG. 2 is rear elevation view thereof;
FIG. 3 is a front elevation view thereof;
FIG. 4 is a right side elevation view thereof;
FIG. 5 is a left side elevation view thereof;
FIG. 6 is a top plan view thereof;
FIG. 7 is a bottom plan view thereof;
FIG. 8 is a top, right, rear perspective view; and,
FIG. 9 is a top, left, front perspective environmental view.
In the drawings, the broken line showing of features of the middle side molding for a model vehicle illustrate portions of the middle side molding for a model vehicle that form no part of the claimed design; whereas, the broken line showing of the environmental view depicts environmental subject matter and is provided for the purposes of illustrating environmental structure and context.
In addition, in the drawings the representative middle side molding depicted is a left middle side molding. The right middle side molding is a mirror image of the left middle side molding.

1 Claim, 5 Drawing Sheets



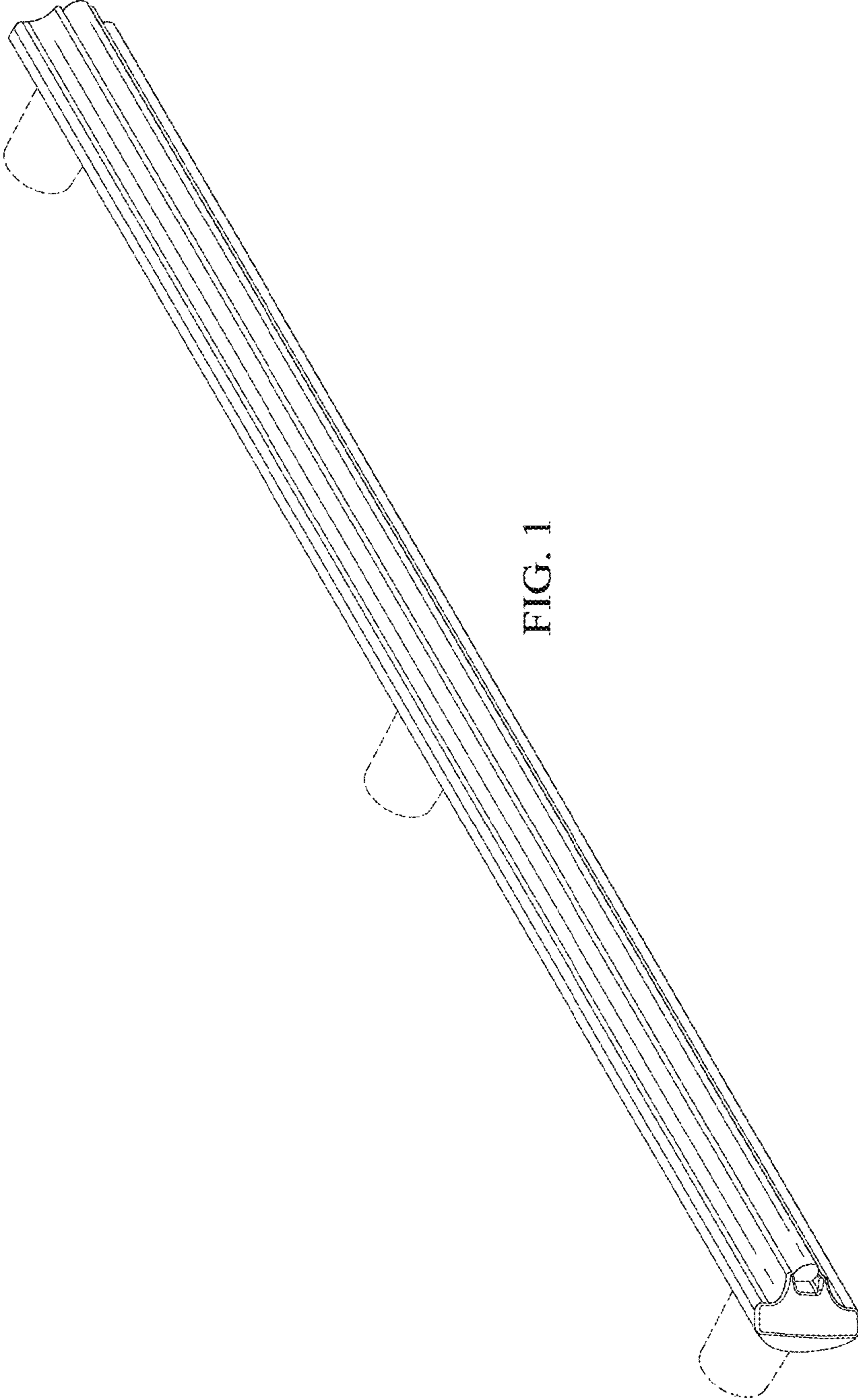


FIG. 1

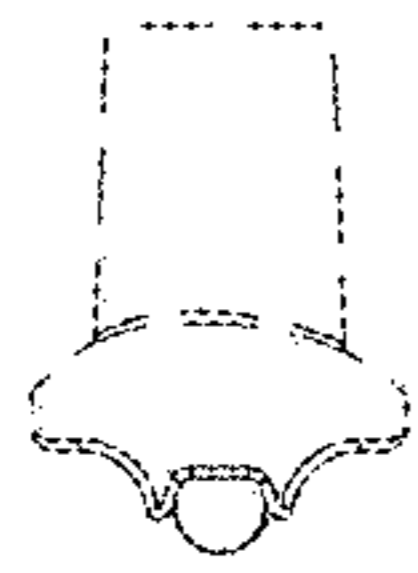


FIG. 2

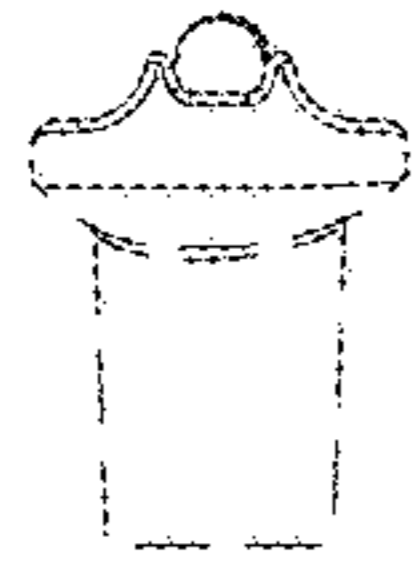


FIG. 3



FIG. 4

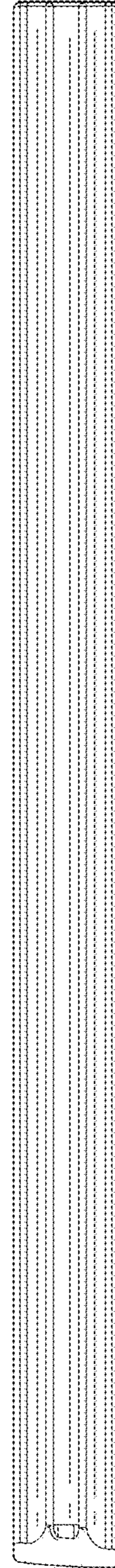


FIG. 5

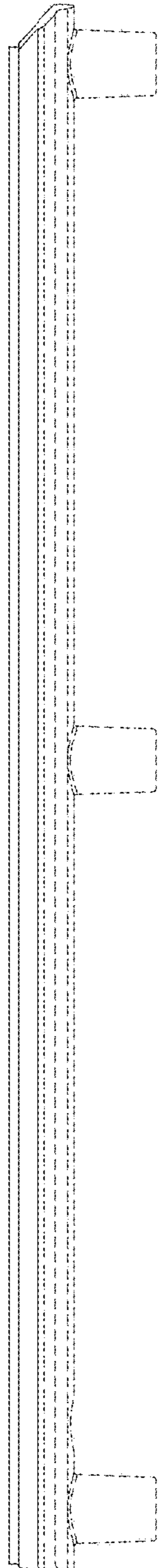


FIG. 6




FIG. 7

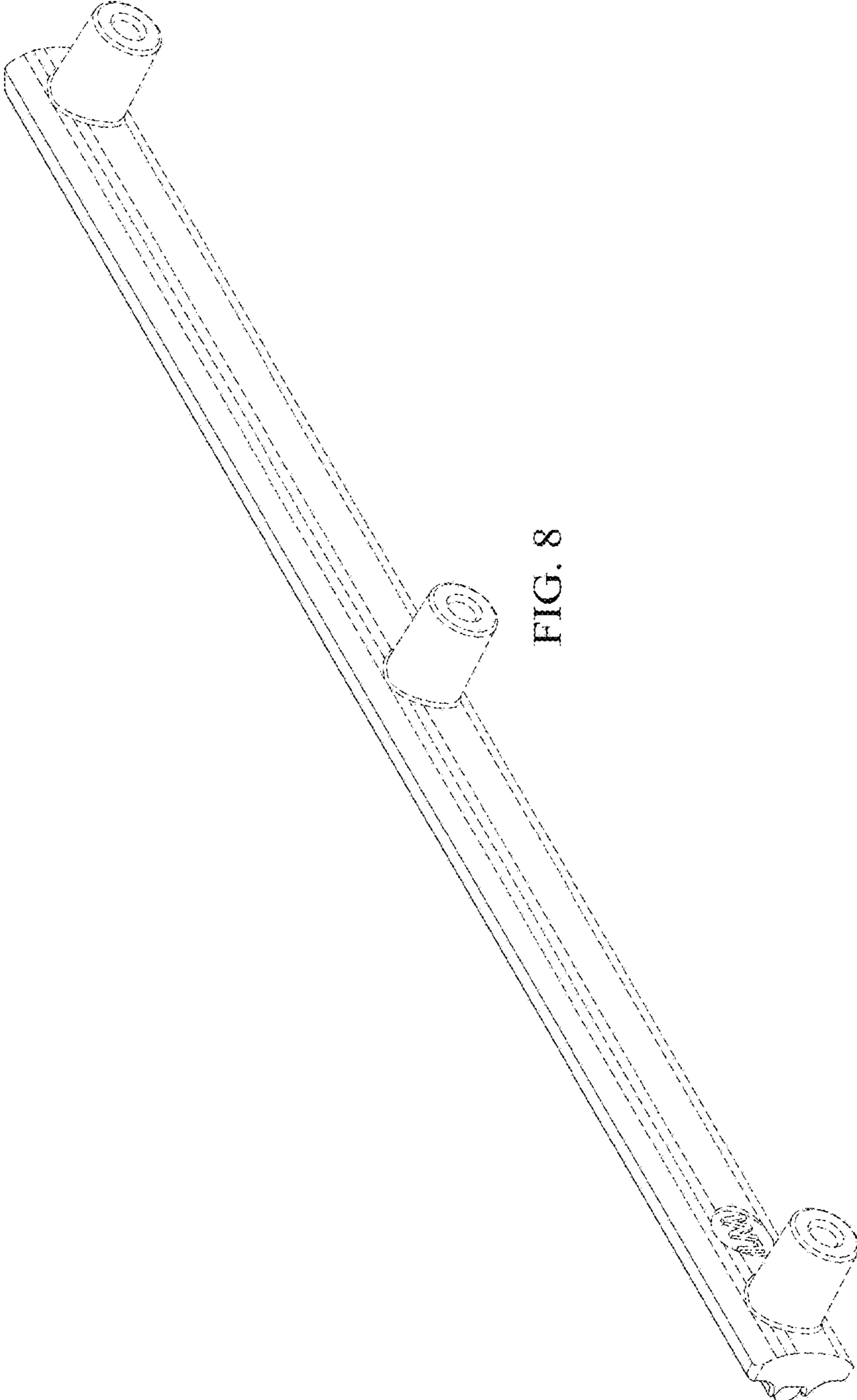


FIG. 8

