



US00D856411S

(12) **United States Design Patent**
Kamiya et al.

(10) **Patent No.:** **US D856,411 S**

(45) **Date of Patent:** **** Aug. 13, 2019**

(54) **ELECTRONIC CALCULATOR WITH
PRINTER**

(71) Applicant: **CASIO KEISANKI KABUSHIKI
KAISHA**, Shibuya-ku, Tokyo (JP)

(72) Inventors: **Susumu Kamiya**, Kanagawa (JP);
Kazuhito Sakaguchi, Kanagawa (JP)

(73) Assignee: **CASIO KEISANKI KABUSHIKI
KAISHA**, Tokyo (JP)

(**) Term: **15 Years**

(21) Appl. No.: **29/618,546**

(22) Filed: **Sep. 21, 2017**

(51) **LOC (12) Cl.** **18-01**

(52) **U.S. Cl.**
USPC **D18/7; D18/2**

(58) **Field of Classification Search**
USPC D18/6-11, 1, 2, 12, 4.1, 4.2, 50, 14, 19,
D18/54, 54.1, 12.3; D14/300, 341, 343,
D14/345, 346, 390; D10/97, 103
CPC G06F 15/00; G06F 15/02; G06F 15/021;
G06F 15/0216; G06F 15/0225; G06F
15/0233; G06F 15/025; G06F 3/02; G06F
3/0227; G06G 3/00; G06G 3/02; G06G
3/04; G06K 7/0065; G06C 7/02; B41J
3/4075; B41J 3/44; B41J 3/445; B41J
7/02; B41J 15/042

See application file for complete search history.

(56) **References Cited**

U.S. PATENT DOCUMENTS

D200,451 S *	2/1965	Suhr et al.	D18/7
D203,141 S *	12/1965	Yagura	D18/11
D223,612 S *	5/1972	Kashiwagi	D18/7
D227,471 S *	6/1973	Yamamoto	D18/7
D232,833 S *	9/1974	Kitai et al.	D18/7
D233,154 S *	10/1974	Saito	D18/7
D239,835 S *	5/1976	Ishida	D18/7
D241,750 S *	10/1976	Frakes et al.	D18/7

D242,549 S *	11/1976	Nishiyama et al.	D18/7
D247,198 S *	2/1978	Ohie	D18/7
D248,695 S *	7/1978	Kurosu	D18/7
D255,126 S *	5/1980	Ohie	D18/7
D255,245 S *	6/1980	Yoshioka	D18/7
D256,699 S *	9/1980	Kitai	D18/7

(Continued)

OTHER PUBLICATIONS

Electronic calculators. (Design -©Questel) orbit.com.[online PDF]
18 pgs. Print Dates Range Jul. 27, 2016 through May 16, 2018.
[Retrieved on Dec. 31, 2018] [https://sobjprd.questel.fr/export/
QPTUJ214/pdf2/4ed01578-a782-4fa6-9d9b-8e501610740f-192553.
pdf.*](https://sobjprd.questel.fr/export/QPTUJ214/pdf2/4ed01578-a782-4fa6-9d9b-8e501610740f-192553.pdf)

Primary Examiner — Marie D. Fast Horse

(74) *Attorney, Agent, or Firm* — Holtz, Holtz & Volek PC


(57) **CLAIM**

The ornamental design for an electronic calculator with
printer, as shown and described.

DESCRIPTION

FIG. 1 is a reduced-scale front, right side, bottom perspec-
tive view of an electronic calculator with printer showing
our new design;
FIG. 2 is a front elevational view thereof;
FIG. 3 is a rear elevational view thereof;
FIG. 4 is a left side view thereof;
FIG. 5 is a right side view thereof;
FIG. 6 is a top plan view thereof;
FIG. 7 is a bottom plan view thereof; and,
FIG. 8 is another perspective view thereof, shown in use
with an environmental paper roll support.
The broken line in FIG. 6 depicts a portion of the electronic
calculator with printer that forms no part of the claimed
design.
The broken lines showing the additional paper roll support
in FIG. 8 depicts environmental structure only and forms no
part of the claimed design.

1 Claim, 7 Drawing Sheets



(56)

References Cited

U.S. PATENT DOCUMENTS

D256,700 S * 9/1980 Ohie D18/7
 D261,398 S * 10/1981 Hirata D18/7
 D263,968 S * 4/1982 Hirata D18/7
 D269,279 S * 6/1983 Hirooka D18/7
 D273,199 S * 3/1984 Sawada D18/7
 D275,768 S * 10/1984 Sawada D18/7
 D275,964 S * 10/1984 Bellini D18/7
 D276,625 S * 12/1984 Kikuchi D18/7
 D279,104 S * 6/1985 Satake D18/2
 D279,108 S * 6/1985 Sawada D18/7
 D279,110 S * 6/1985 Takahashi D18/2
 D279,188 S * 6/1985 Satake D14/332
 D280,418 S * 9/1985 Hayashi D18/7
 D280,832 S * 10/1985 Mineta D18/7
 D281,854 S * 12/1985 Grabovac D10/122
 D281,886 S * 12/1985 Sawada D18/7
 D284,288 S * 6/1986 Satake D18/7
 D286,056 S * 10/1986 Kikuchi D18/7
 D288,445 S * 2/1987 Sylvester D14/339
 D290,374 S * 6/1987 Yubisui D18/7
 D291,325 S * 8/1987 Yubisui D18/7
 D293,689 S * 1/1988 Yubisui D18/7
 D294,280 S * 2/1988 Yubisui D18/7
 D294,370 S * 2/1988 Yubisui D18/7
 4,772,146 A * 9/1988 Saito B41J 11/08
 400/613.1
 D303,677 S * 9/1989 Yubisui D18/7

D303,982 S * 10/1989 Matsuoka D18/7
 D306,743 S * 3/1990 Onumata D18/7
 D308,391 S * 6/1990 Sakaguchi D18/7
 D308,532 S * 6/1990 Sakaguchi D18/7
 D308,533 S * 6/1990 Sakaguchi D18/7
 D308,985 S * 7/1990 Sawada D18/7
 D308,986 S * 7/1990 Sereika D18/11
 D309,470 S * 7/1990 Sakaguchi D18/7
 D309,471 S * 7/1990 Perelli D18/11
 D309,629 S * 7/1990 Sereika D18/11
 D315,358 S * 3/1991 Yubisui D18/2
 D315,572 S * 3/1991 Sakaguchi D18/2
 D317,778 S * 6/1991 Onumata D18/7
 5,156,477 A * 10/1992 Hasegawa B41J 11/08
 400/613.1
 D349,722 S * 8/1994 Miyahara D18/7
 D349,917 S * 8/1994 Tsuchida D18/2
 D349,918 S * 8/1994 Tsuchida D18/2
 D373,783 S * 9/1996 Ota D18/7
 D433,056 S * 10/2000 Tamaki D18/7
 D441,008 S * 4/2001 Matsuda D18/7
 D442,618 S * 5/2001 Tamaki D18/7
 D458,294 S * 6/2002 Makidera D18/7
 D459,384 S * 6/2002 Ohki D18/7
 D468,341 S * 1/2003 Nishida D18/7
 D546,376 S * 7/2007 Ono D18/7
 D546,377 S * 7/2007 Ono D18/7
 D568,380 S * 5/2008 Ono D18/7
 D806,784 S * 1/2018 Sugioka D18/7

* cited by examiner

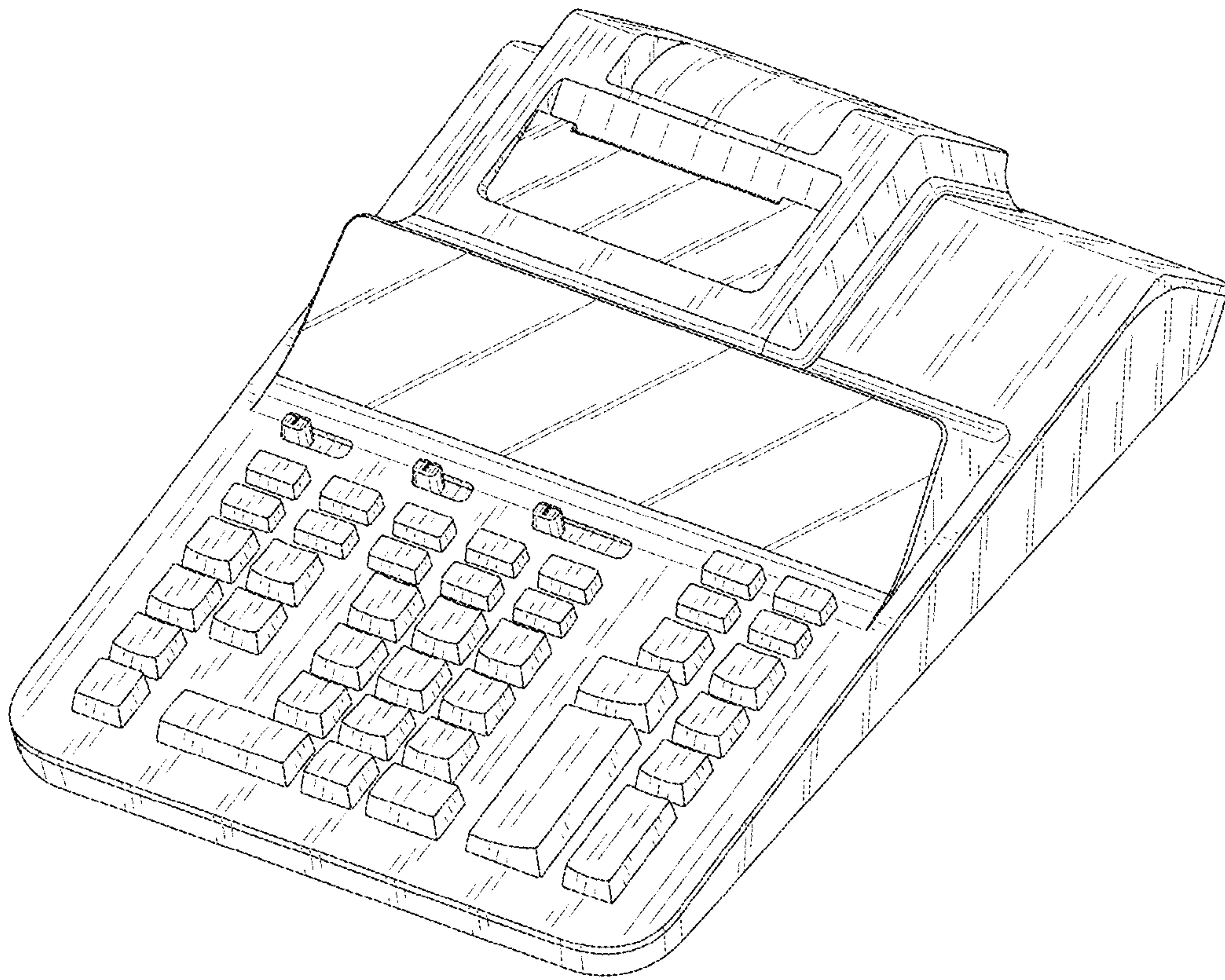


FIG. 1

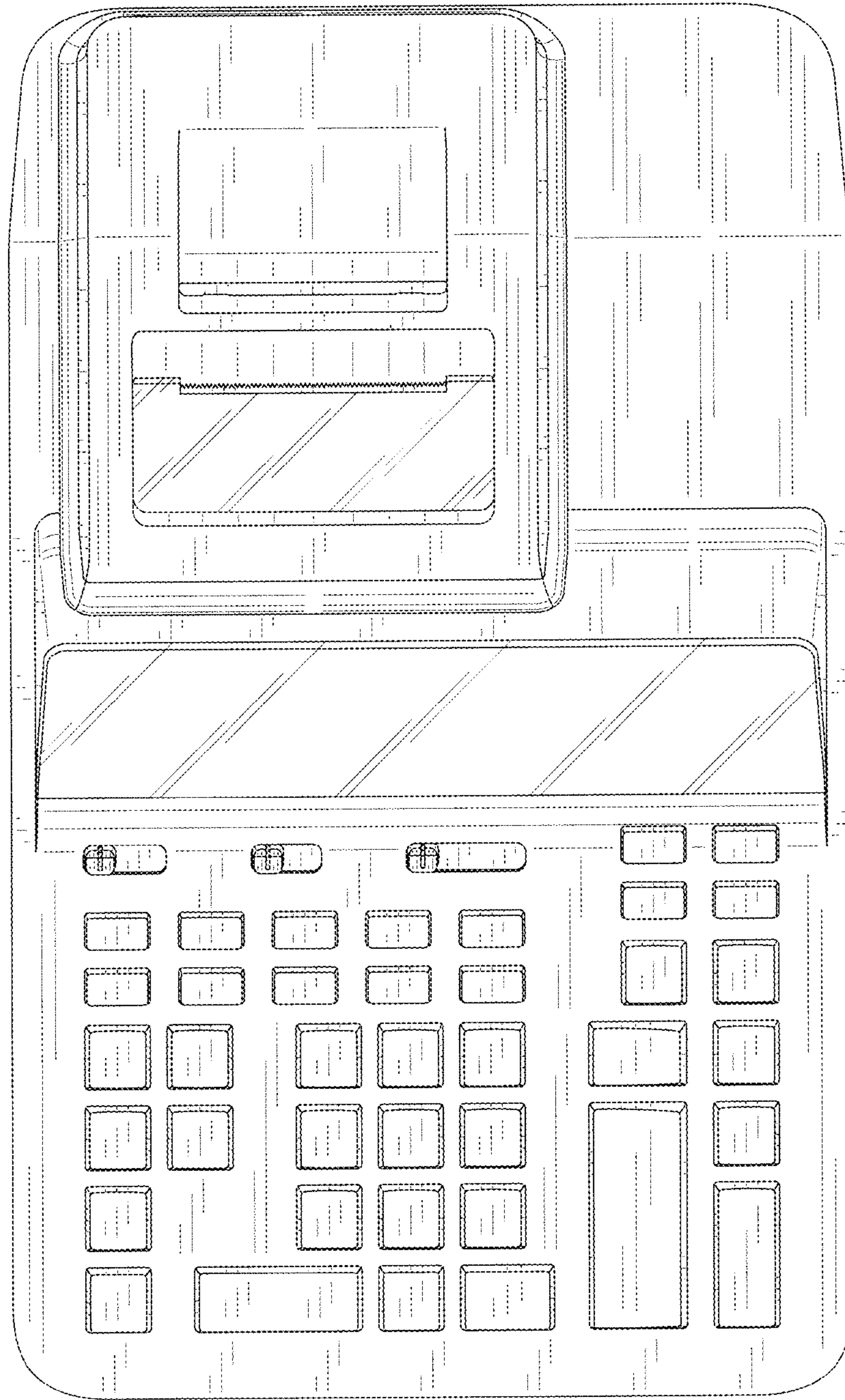


FIG. 2




FIG. 3

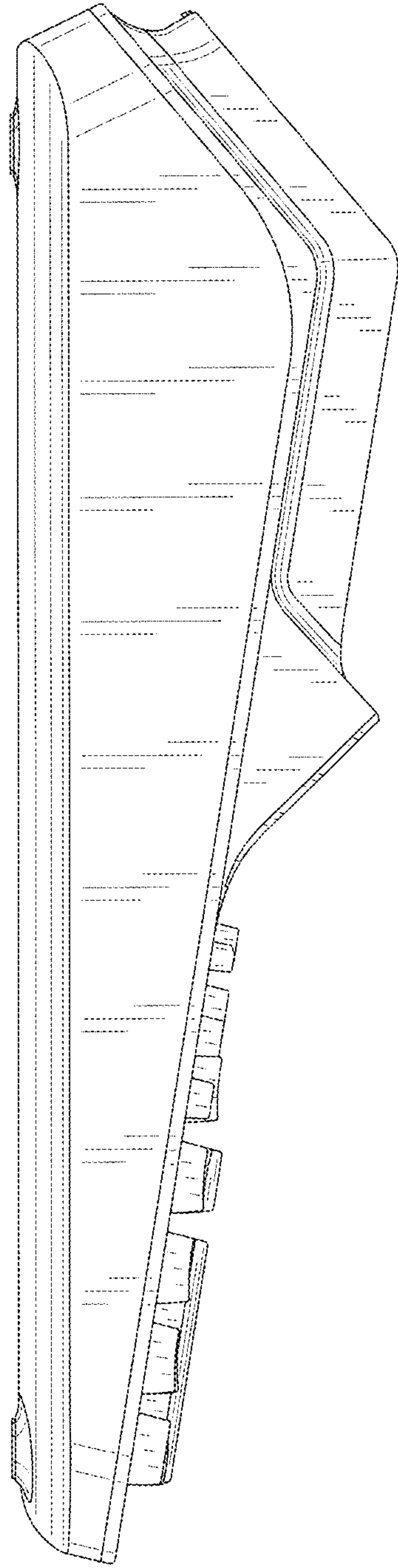


FIG. 4

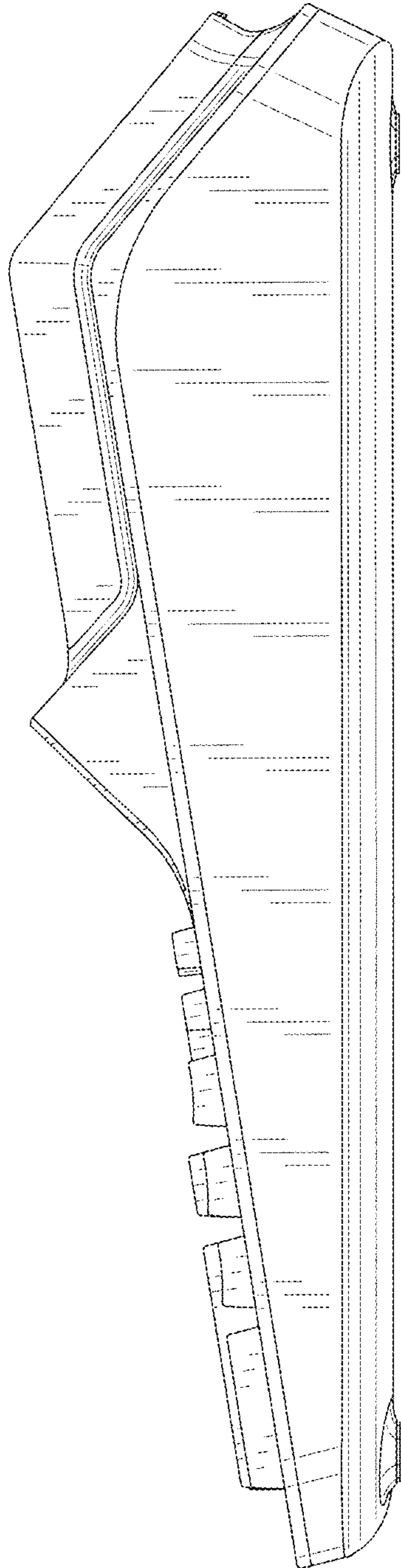


FIG. 5

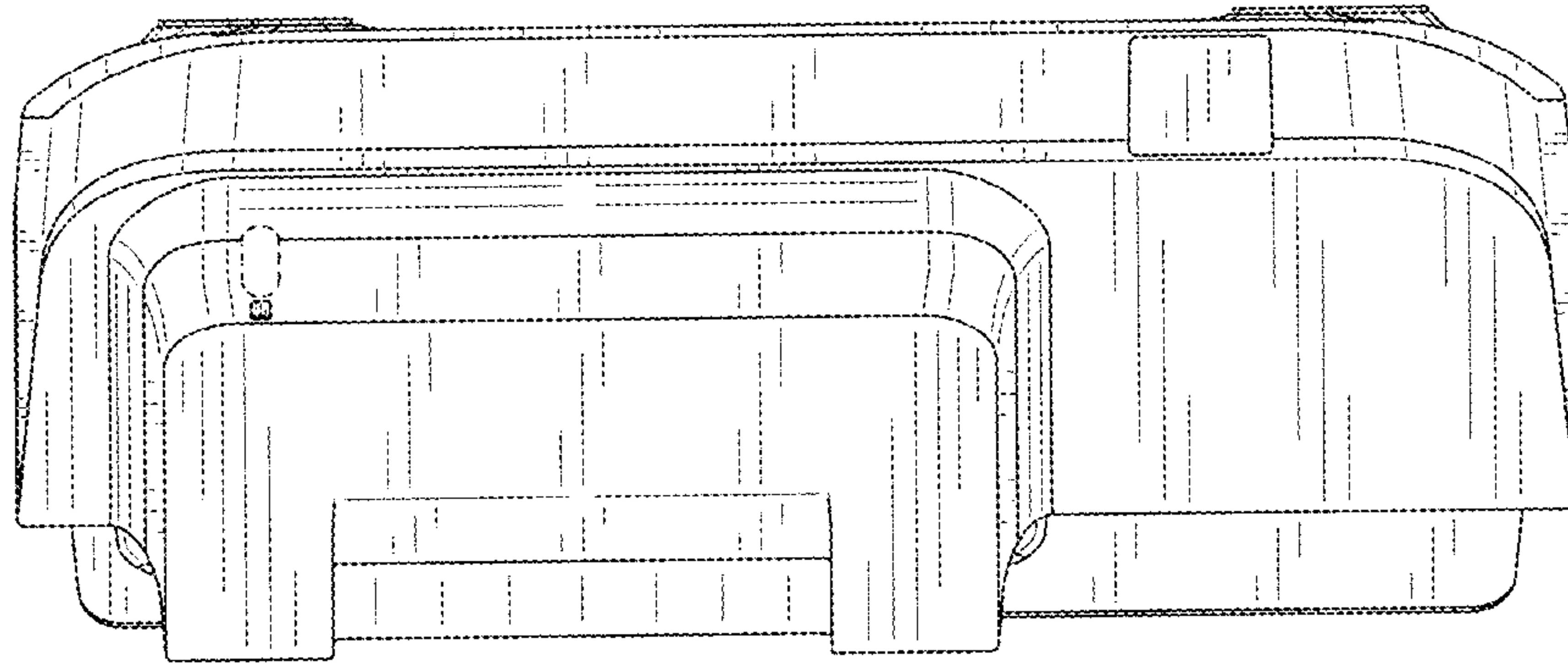


FIG. 6

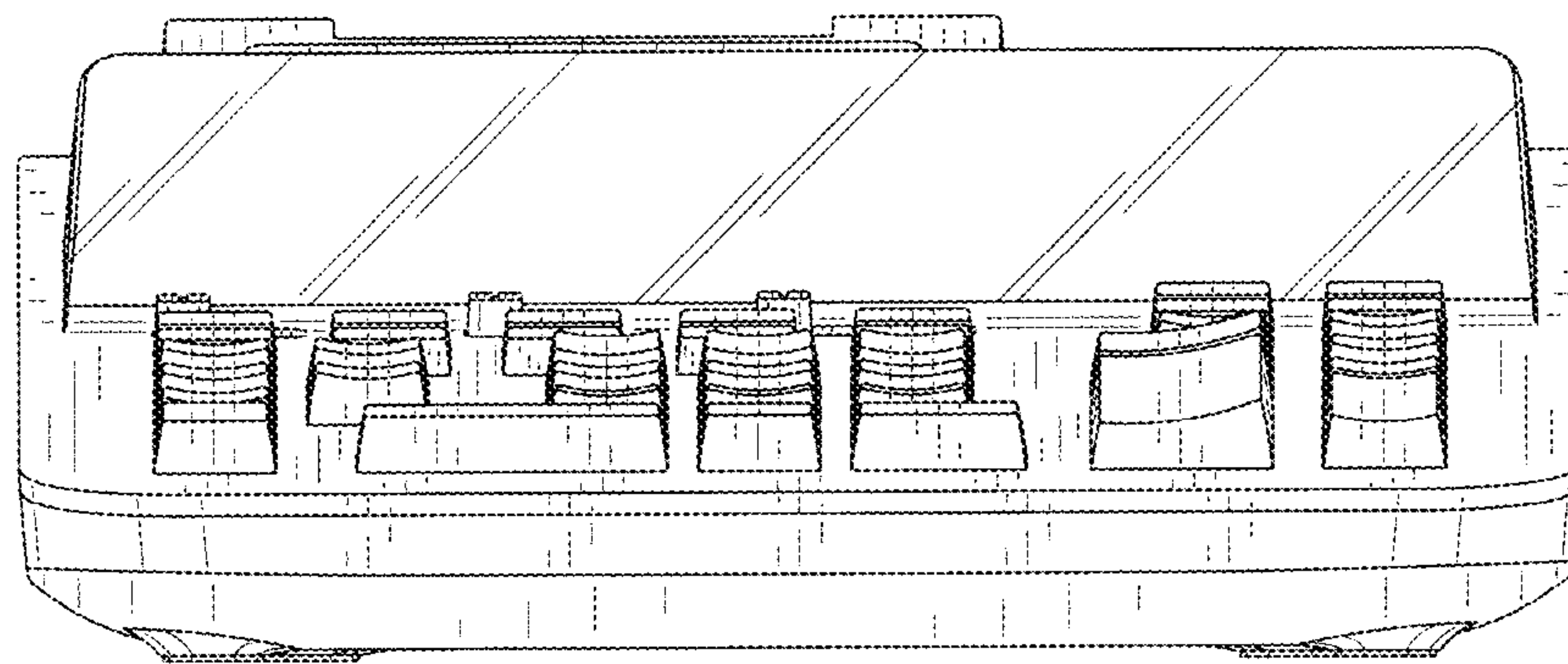


FIG. 7

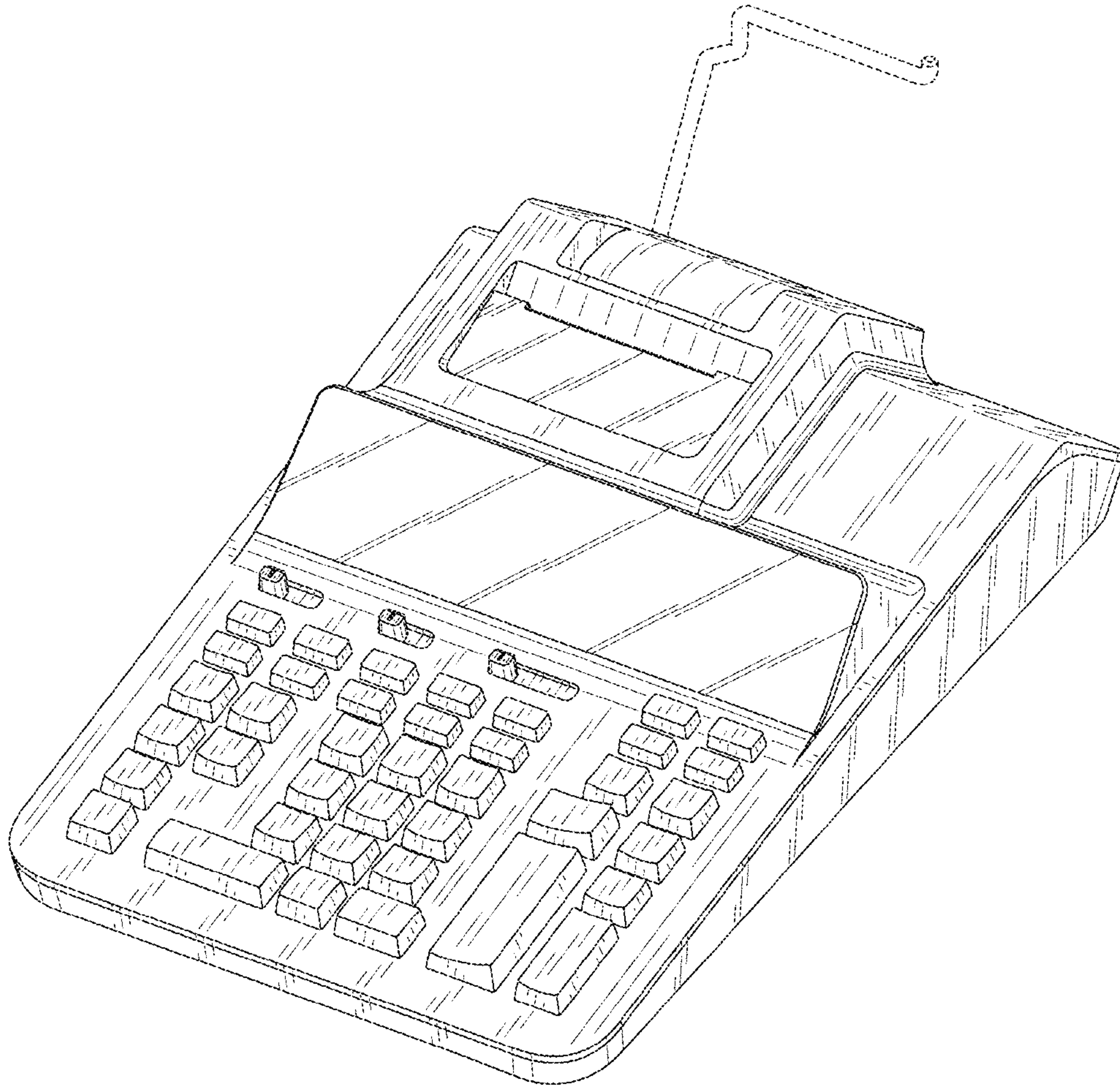


FIG. 8