

US00D856323S

(12) **United States Design Patent** (10) **Patent No.:** **US D856,323 S**
Wall et al. (45) **Date of Patent:** **** Aug. 13, 2019**

(54) **ELECTRONIC DEVICE**

- (71) Applicant: **Amazon Technologies, Inc.**, Seattle, WA (US)
- (72) Inventors: **Timothy Eli Wall**, Sausalito, CA (US); **Christopher Green**, San Francisco, CA (US); **Wilfrido Loor Canizares**, San Francisco, CA (US)
- (73) Assignee: **Amazon Technologies, Inc.**, Seattle, WA (US)
- (**) Term: **15 Years**
- (21) Appl. No.: **29/654,954**
- (22) Filed: **Jun. 28, 2018**

Related U.S. Application Data

- (63) Continuation of application No. 29/594,346, filed on Feb. 17, 2017, now Pat. No. Des. 824,383, which is a continuation of application No. 29/542,764, filed on Oct. 16, 2015, now Pat. No. Des. 779,483.
- (51) **LOC (12) Cl.** **14-02**
- (52) **U.S. Cl.**
USPC **D14/341**
- (58) **Field of Classification Search**
USPC D14/341-347, 137, 138 R, 138 AA, D14/138 C, 138 G, 496, 203.1, 203.3, D14/203.4, 203.7, 129, 130, 147, 218, D14/248, 389, 388, 426, 420, 440; D10/65, 104.1; D18/6, 7; D21/324, 329, D21/330; 455/556.1, 556.2, 566, 575.1, 455/90.3; 379/433.04, 433.01, 433.06, 379/916; 345/173, 901, 905; 361/679.26, 670.3, 679.55, 679.56
CPC H04M 1/00; H04M 11/066; H04M 1/2478; H04M 1/72519; H04M 2201/38; H04M 2250/22; G06F 15/00
See application file for complete search history.

(56) **References Cited**

U.S. PATENT DOCUMENTS

- D284,084 S 6/1986 Ferrara, Jr.
 - 4,725,694 A 2/1988 Auer et al.
 - D303,111 S * 8/1989 Paley D14/374
 - D319,434 S 8/1991 Lund
 - D348,661 S 7/1994 Hansen et al.
- (Continued)

OTHER PUBLICATIONS

Indian Office Action dated Jul. 20, 2016 for Indian Design Application No. 282635, a counterpart foreign application of Design U.S. Appl. No. 29/542,764, 2 pages.

(Continued)

Primary Examiner — Katie Jane Stofko
(74) *Attorney, Agent, or Firm* — Lee & Hayes, P.C.

(57) **CLAIM**

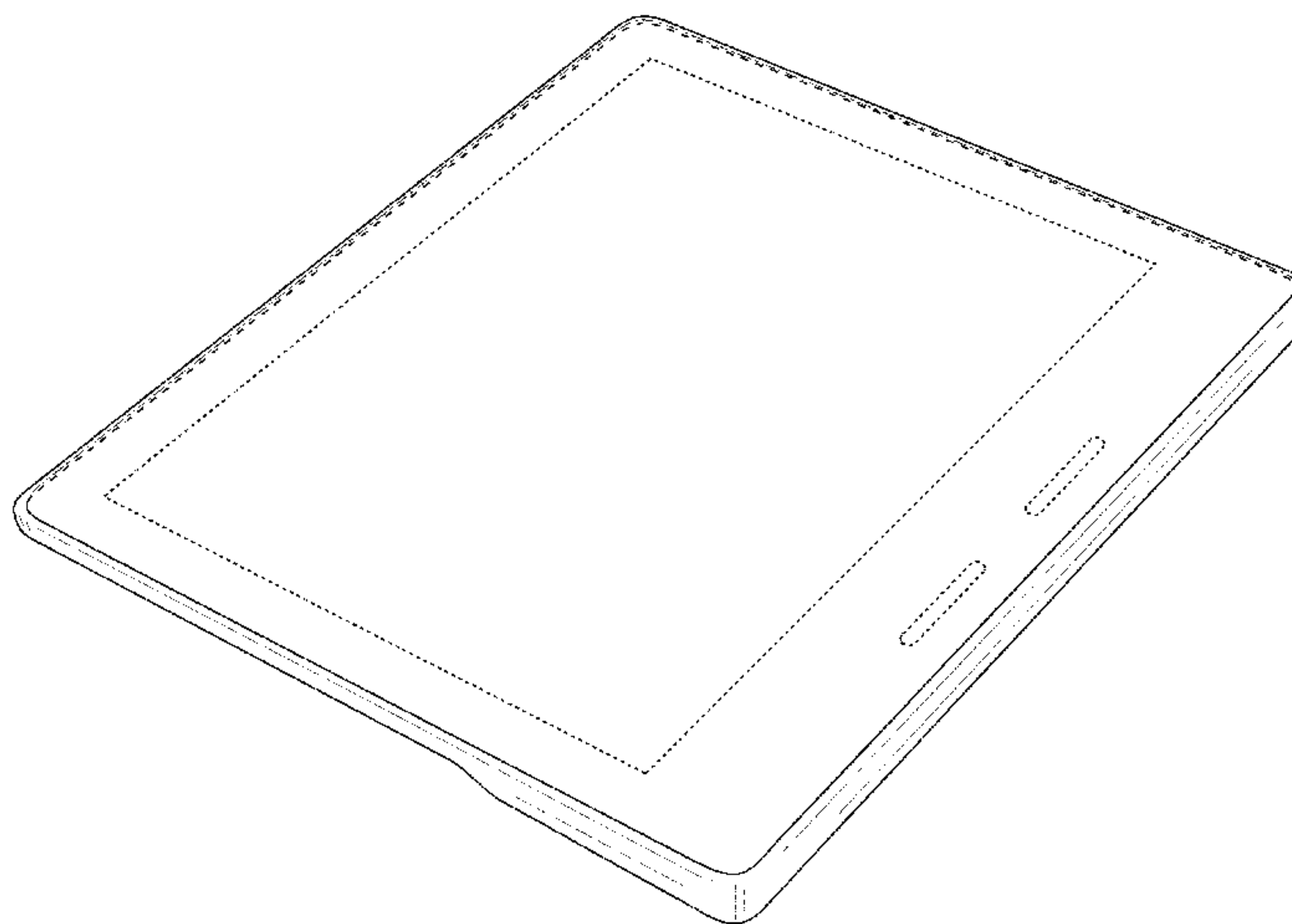
The ornamental design for an electronic device, as shown and described.

DESCRIPTION

FIG. 1 is a first perspective view of an electronic device, taken from the front;
 FIG. 2 is a second perspective view of the electronic device, taken from the back;
 FIG. 3 is a front view of the electronic device;
 FIG. 4 is a back view of the electronic device;
 FIG. 5 is a right-side view of the electronic device;
 FIG. 6 is a left-side view of the electronic device;
 FIG. 7 is a top view of the electronic device; and,
 FIG. 8 is a bottom view of the electronic device.

The dashed broken lines in the drawings depict portions of the electronic device which form no part of the claimed design. The dot-dashed broken lines represent boundaries of the claimed electronic device and form no part of the claimed design.

1 Claim, 6 Drawing Sheets



(56)

References Cited

U.S. PATENT DOCUMENTS

D350,555 S 9/1994 Field et al.
 5,692,815 A 12/1997 Murphy
 D390,861 S 2/1998 Liao
 D628,199 S 11/2010 Yukikado et al.
 D645,435 S 9/2011 Kim et al.
 D654,498 S 2/2012 Hwang et al.
 D664,540 S 7/2012 Kim et al.
 D664,954 S 8/2012 Kim et al.
 D673,952 S 1/2013 Toda et al.
 D675,613 S 2/2013 Chu et al.
 D676,443 S 2/2013 Canizares et al.
 D679,706 S 4/2013 Tang et al.
 D685,783 S 7/2013 Bryan et al.
 D691,996 S 10/2013 Ohshima
 D692,420 S 10/2013 McManigal et al.
 D695,249 S 12/2013 Kim et al.
 D697,065 S 1/2014 Kim et al.
 D702,227 S 4/2014 Washiyama et al.
 D702,233 S 4/2014 Lee et al.
 D705,775 S 5/2014 Canizares et al.
 D706,774 S 6/2014 Park et al.
 D712,400 S 9/2014 Kim et al.
 D712,899 S 9/2014 Park et al.
 D714,286 S 9/2014 Kim et al.
 D716,799 S 11/2014 Green et al.

D718,308 S 11/2014 Nishizawa
 D724,582 S 3/2015 Kim et al.
 D735,717 S 8/2015 Lam et al.
 D740,804 S 10/2015 Hovdal
 D743,961 S 11/2015 Oh et al.
 D746,284 S 12/2015 Lee et al.
 D746,812 S 1/2016 Kim et al.
 D748,630 S 2/2016 Helwig et al.
 D763,252 S 8/2016 Lee et al.
 D763,847 S 8/2016 Lee
 D771,033 S 11/2016 Jobetto
 D779,483 S * 2/2017 Wall D14/341
 D783,600 S * 4/2017 Green D14/341
 D786,238 S 5/2017 Roberts
 D786,254 S * 5/2017 Yum D14/138 G
 D795,249 S * 8/2017 Wall D14/341
 D813,228 S * 3/2018 Wall D14/341
 D820,254 S * 6/2018 Wall D14/341
 D824,383 S * 7/2018 Wall D14/341
 D831,641 S * 10/2018 Wall D14/341

OTHER PUBLICATIONS

Indian Hearing Letter mailed May 31, 2017 for Indian design application No. 282635, a counterpart foreign application of Design U.S. Pat. No. D. 779,483, 1 page.

* cited by examiner

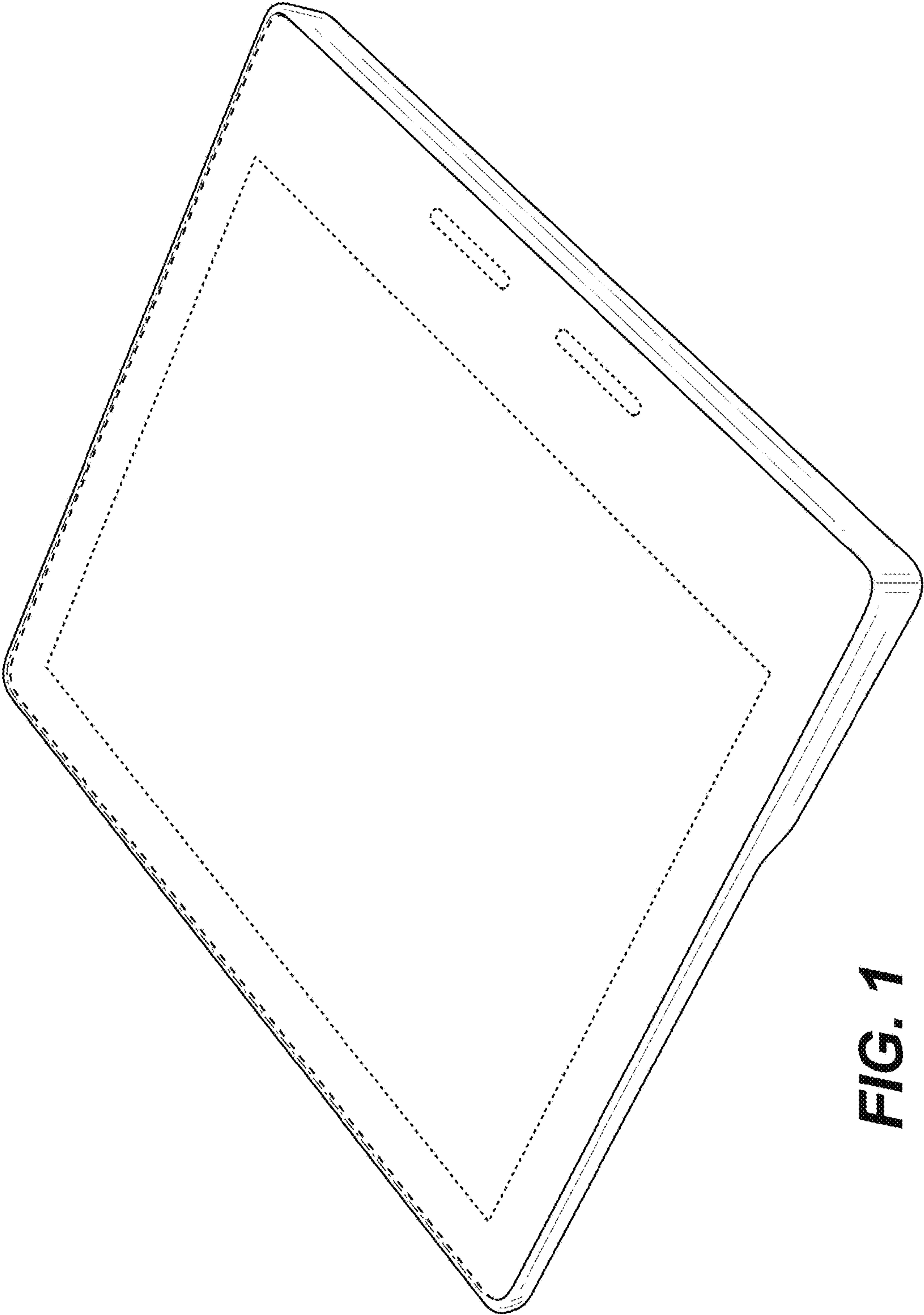


FIG. 1




FIG. 2




FIG. 3




FIG. 4

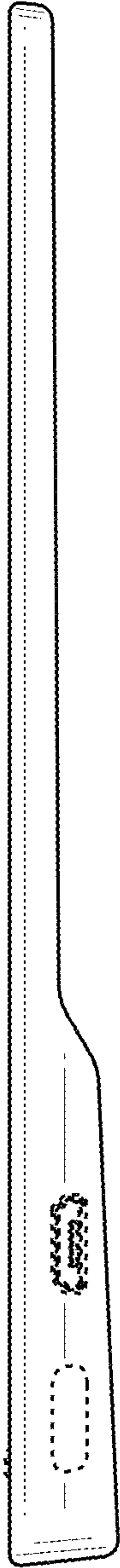


FIG. 5

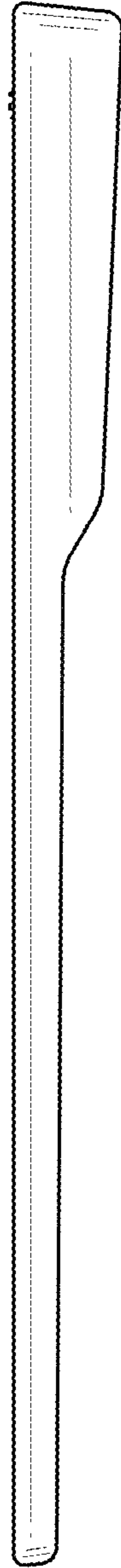


FIG. 6




FIG. 7




FIG. 8