



US00D856318S

(12) **United States Design Patent** (10) **Patent No.:** **US D856,318 S**  
**Ramones et al.** (45) **Date of Patent:** **\*\* Aug. 13, 2019**

- (54) **WIRELESS ACCESS DEVICE**
- (71) Applicant: **Netgear, Inc.**, San Jose, CA (US)
- (72) Inventors: **John Kui Yin Ramones**, San Ramon, CA (US); **Henry Arthur Jupille**, Montrose, CO (US); **Christopher Vincent Fonzo**, Carlsbad, CA (US)
- (73) Assignee: **Netgear, Inc.**, San Jose, CA (US)
- (\*\*) Term: **15 Years**
- (21) Appl. No.: **29/582,939**
- (22) Filed: **Nov. 1, 2016**
- (51) **LOC (12) Cl.** ..... **14-03**
- (52) **U.S. Cl.**  
USPC ..... **D14/242**
- (58) **Field of Classification Search**  
USPC .... D14/240, 242, 357, 358, 125, 140-140.9, D14/155, 137, 139, 243, 239, 483  
CPC ..... H04L 12/00; H03K 17/00; H04W 88/00; H04W 88/005; H04W 88/02; H04W 88/08; H04W 88/085; H04W 88/10; H04W 88/12; H04W 88/14; H04B 1/38  
See application file for complete search history.

D667,007 S *	9/2012	Huang	.....	D14/240
D669,073 S *	10/2012	Wu	.....	D14/240
D731,045 S *	6/2015	Huang	.....	D23/364
D743,943 S *	11/2015	Kim	.....	D14/218
D817,312 S *	5/2018	Lee	.....	D14/240
D822,716 S *	7/2018	Mangum	.....	D14/496
D823,844 S *	7/2018	Ramones	.....	D14/240

\* cited by examiner

*Primary Examiner* — Bridget L Eland  
(74) *Attorney, Agent, or Firm* — Boyle Fredrickson, S.C.

(57) **CLAIM**

The ornamental design for a wireless access device, as shown and described.


**DESCRIPTION**

FIG. 1 is a top, front, right side perspective view of a wireless access device showing our new design;  
FIG. 2 is a front elevation view thereof;  
FIG. 3 is a rear elevation view thereof;  
FIG. 4 is a left-side elevation view thereof;  
FIG. 5 is a right-side elevation view thereof;  
FIG. 6 is a top plan view thereof; and,  
FIG. 7 is bottom plan view thereof.

The broken lines immediately adjacent to the claim represent the bounds of the claimed design while all other broken lines are directed to environment and are for illustrative purposes only; the broken lines form no part of the claimed design. In addition, the unshaded surface in the FIG. 7 view that directly adjoins the claimed solid line edges forms no part of the claimed design.

- (56) **References Cited**  
U.S. PATENT DOCUMENTS  
D198,032 S \* 4/1964 Leland et al. .... D14/155  
D422,578 S \* 4/2000 Bertrand ..... D14/385  
D461,178 S \* 8/2002 Solland ..... D14/216

**1 Claim, 7 Drawing Sheets**



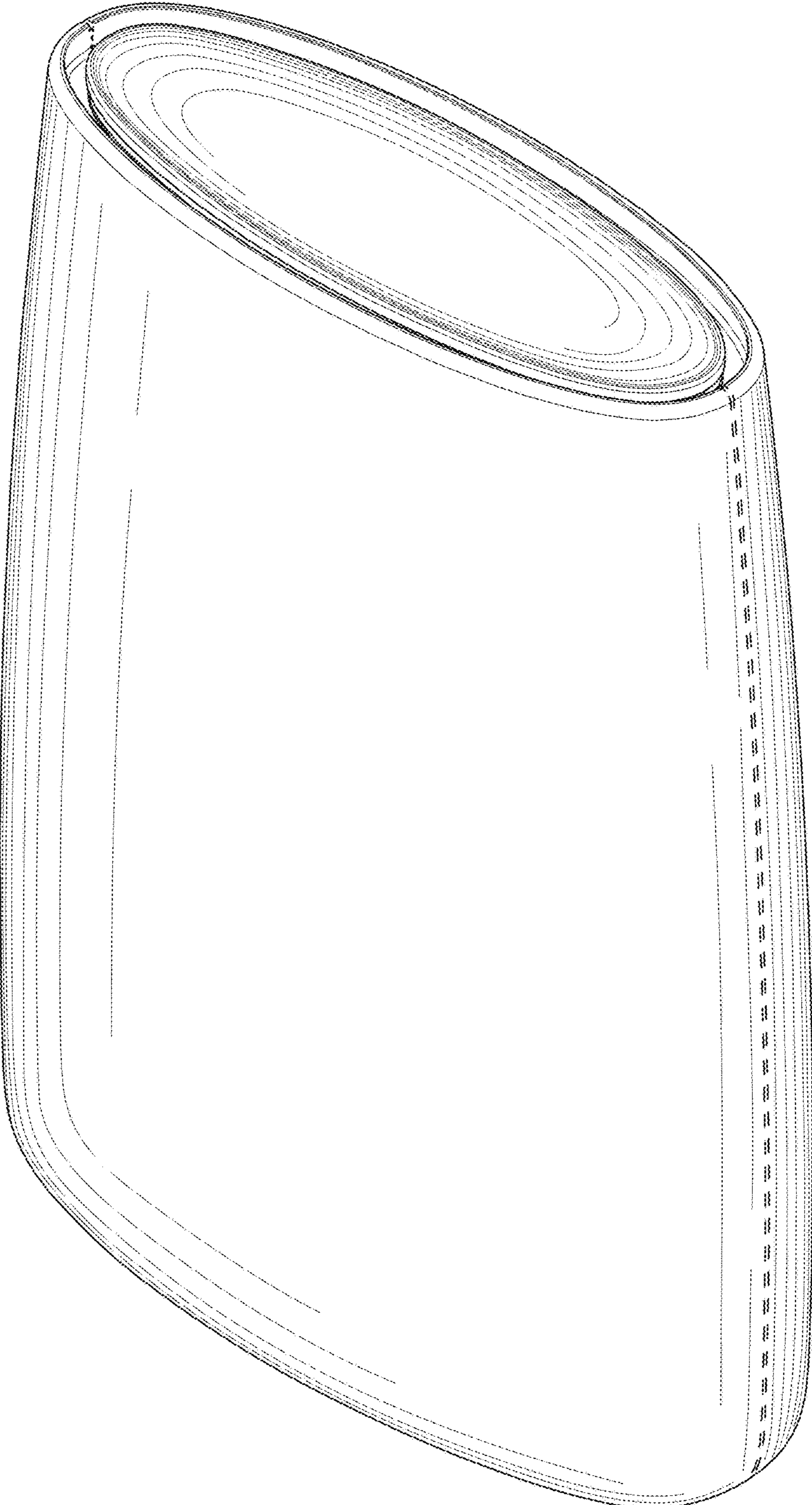


Fig. 1




Fig. 2



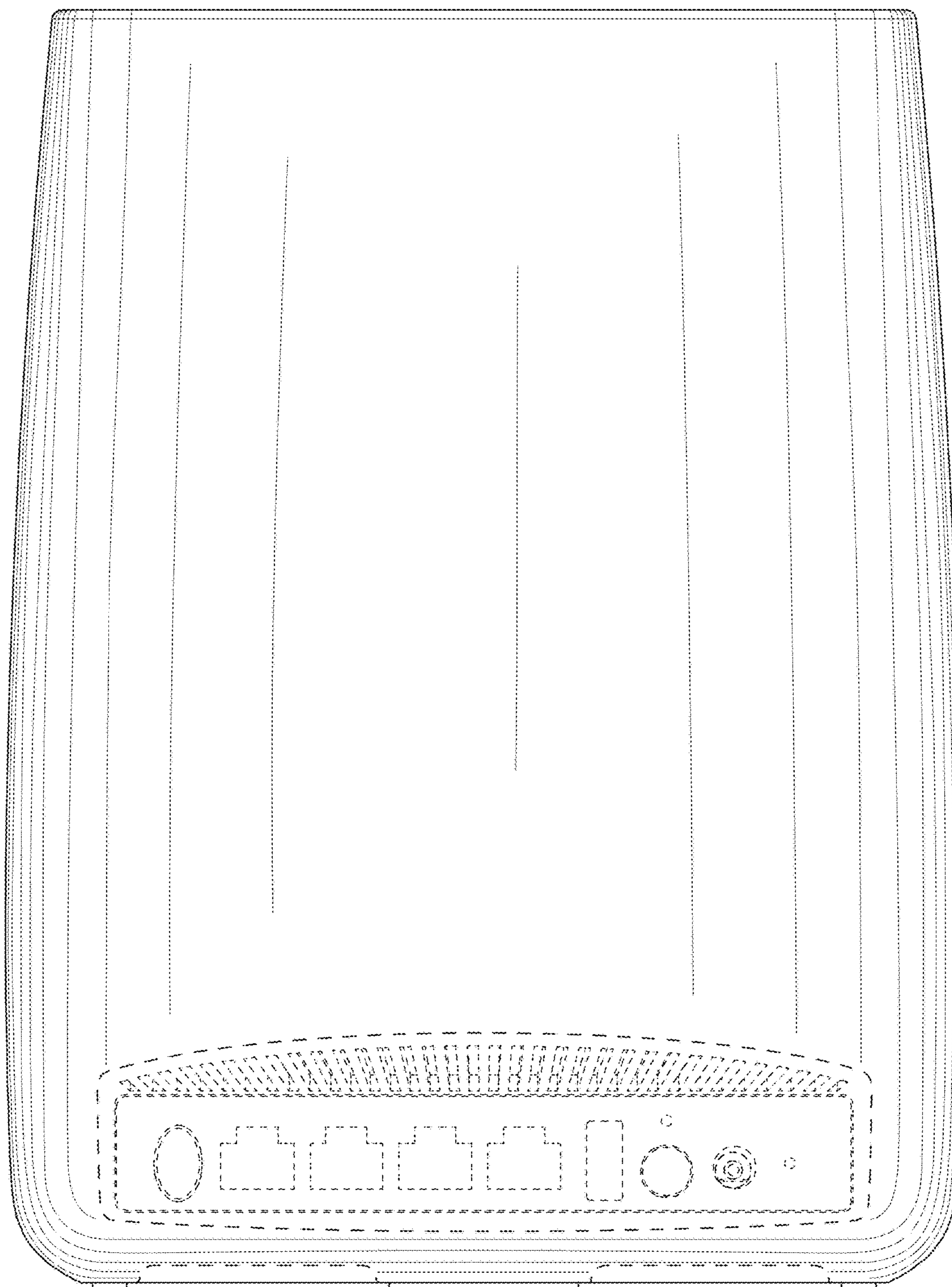


Fig. 3

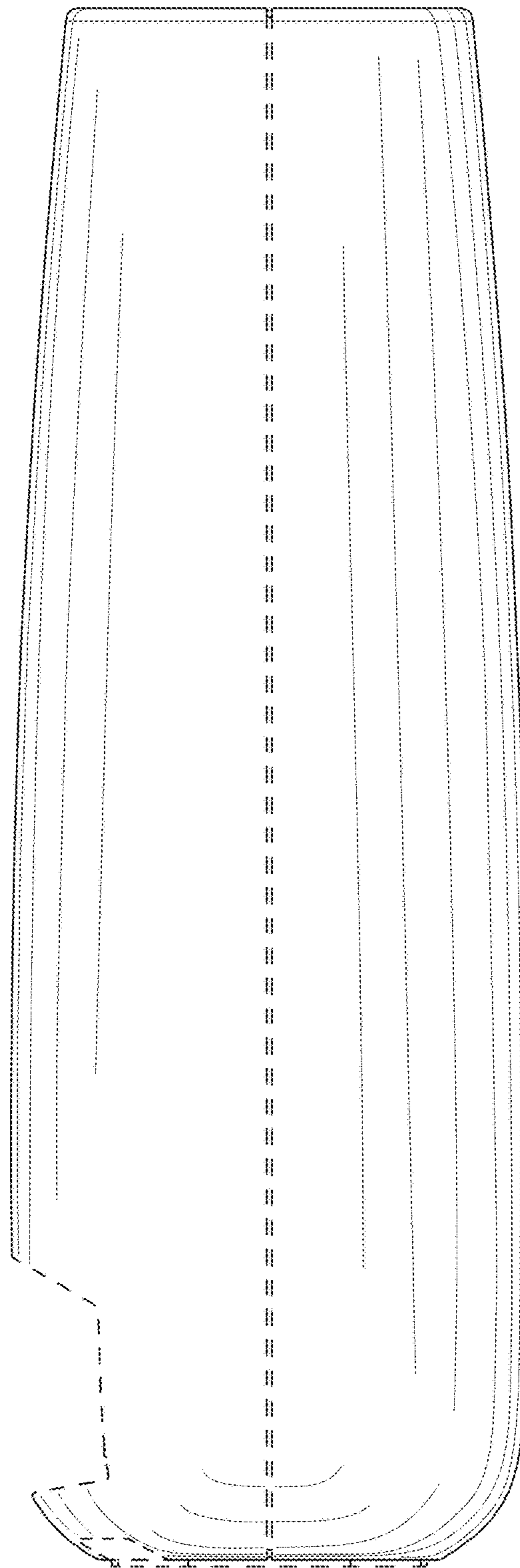


Fig. 4

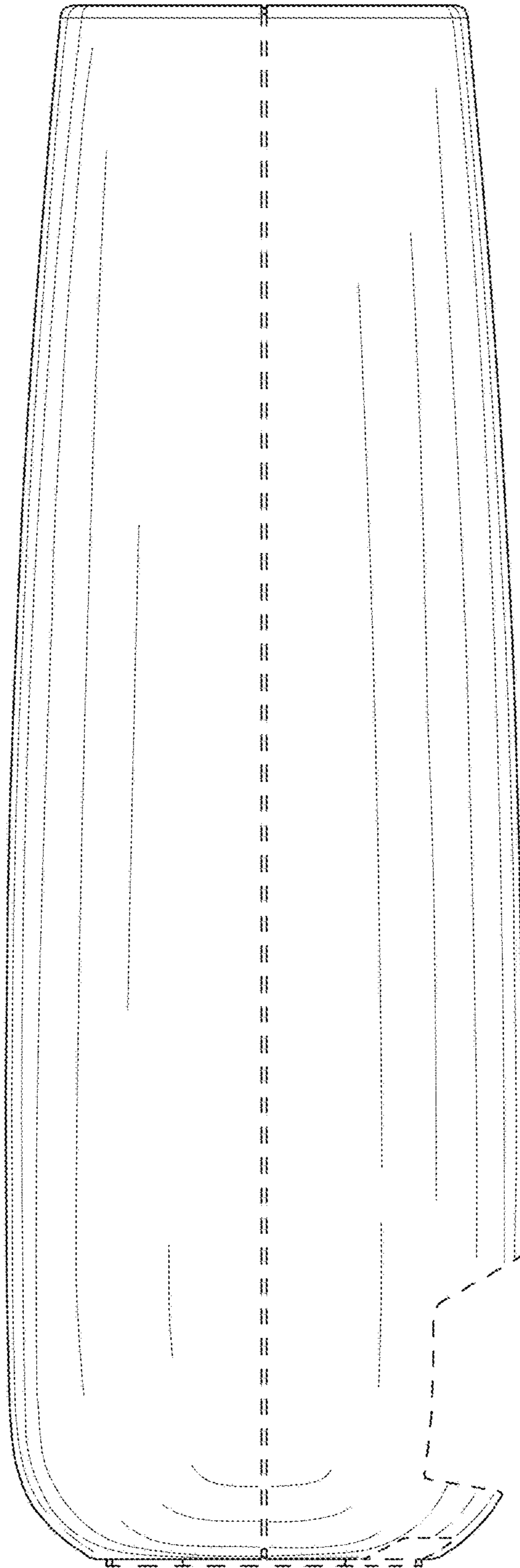


Fig. 5

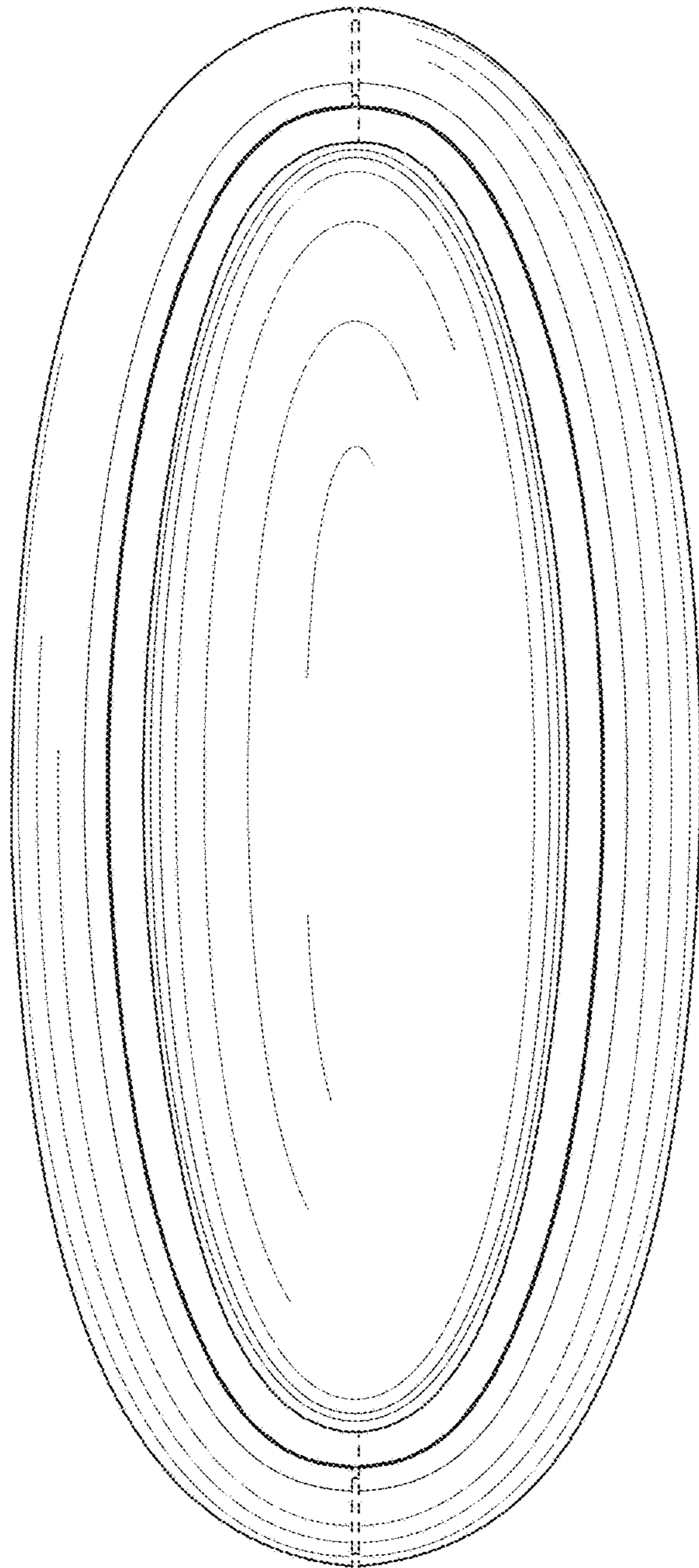


Fig. 6



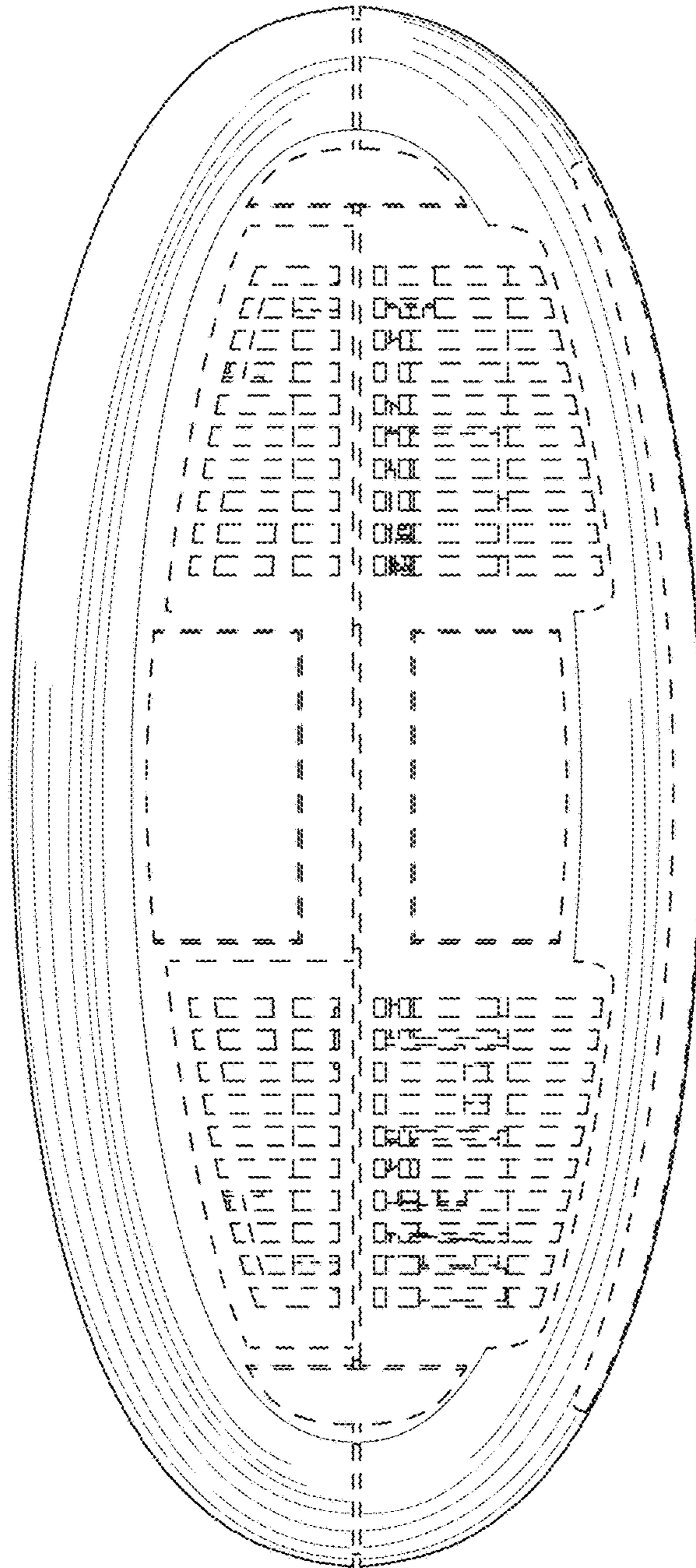


Fig. 7