



US00D856309S

(12) **United States Design Patent**
Pang et al.

(10) **Patent No.:** **US D856,309 S**

(45) **Date of Patent:** **** Aug. 13, 2019**

(54) **REMOTE CONTROL**

(71) Applicant: **Shenzhen Riitek Technology Co., LTD.**, Shenzhen, Guangdong (CN)

(72) Inventors: **Xianyong Pang**, Shenzhen (CN);
Junkui Chen, Shenzhen (CN)

(73) Assignee: **Shenzhen Riitek Technology Co., Ltd.**, Shenzhen, Guangdong (CN)

(**) Term: **15 Years**

(21) Appl. No.: **29/640,007**

(22) Filed: **Mar. 11, 2018**

(51) **LOC (12) Cl.** **14-03**

(52) **U.S. Cl.**
USPC **D14/218**

(58) **Field of Classification Search**
USPC D14/218; D13/168
CPC G09G 5/00; G06F 3/033
See application file for complete search history.

(56) **References Cited**

U.S. PATENT DOCUMENTS

D298,941 S	*	12/1988	Ennio	D14/218
D314,384 S	*	2/1991	Hafner	D14/218
D568,299 S	*	5/2008	Tuli	D14/218
D573,957 S	*	7/2008	Ledbetter	D13/168
D620,456 S	*	7/2010	Akana	D13/168
D628,985 S	*	12/2010	VanDuyn	D14/218
D654,476 S	*	2/2012	Weitgasser	D14/218
D654,477 S	*	2/2012	Weitgasser	D14/218
D661,691 S	*	6/2012	Weitgasser	D14/218
D663,721 S	*	7/2012	McManigal	D14/218
D669,885 S	*	10/2012	Kim	D14/218
D672,321 S	*	12/2012	Park	D13/168
D691,987 S	*	10/2013	Peh	D14/218
D697,056 S	*	1/2014	McManigal	D14/218
D697,499 S	*	1/2014	McManigal	D14/218
D703,190 S	*	4/2014	Zaslavsky	D14/218
D735,195 S	*	7/2015	Yakel	D14/218
D735,718 S	*	8/2015	Pang	D14/218
D788,017 S	*	5/2017	Smallhorn	D12/345

D835,074 S	*	12/2018	Cheng	D14/218
D836,613 S	*	12/2018	Lu	D14/218
2010/0035668 A1	*	2/2010	Lee	H04M 1/0237 455/575.4

FOREIGN PATENT DOCUMENTS

CN	304488261	*	2/2018
CN	304588761	*	4/2018

OTHER PUBLICATIONS

FM5S Wireless Mini Keyboard 2.4G Fly Air Mouse Remote Control, Geekbuying website 2019, site visited Mar. 12, 2019, <https://www.geekbuying.com/item/FM5S-Wireless-Mini-Keyboard-2-4G-Fly-Air-Mouse-Remote-Control-Black-374742.html>.
Samsung BN59-01134B (Qwerty)(RMC-QTD1) TV Remote—Electronic Adventure website 2018, https://www.electronicadventure.us/...RCnARIsAIuAV_Sks-jyljdm1X8qUWxHomxf2EryMVntaKaexaz5Hi63tviN-740lcgaArnEALw_wcB, site visited Mar. 12, 2019.*

* cited by examiner

Primary Examiner — John Windmuller

Assistant Examiner — John R Yeh

(74) *Attorney, Agent, or Firm* — Raymond Y. Chan;
David and Raymond Patent Firm

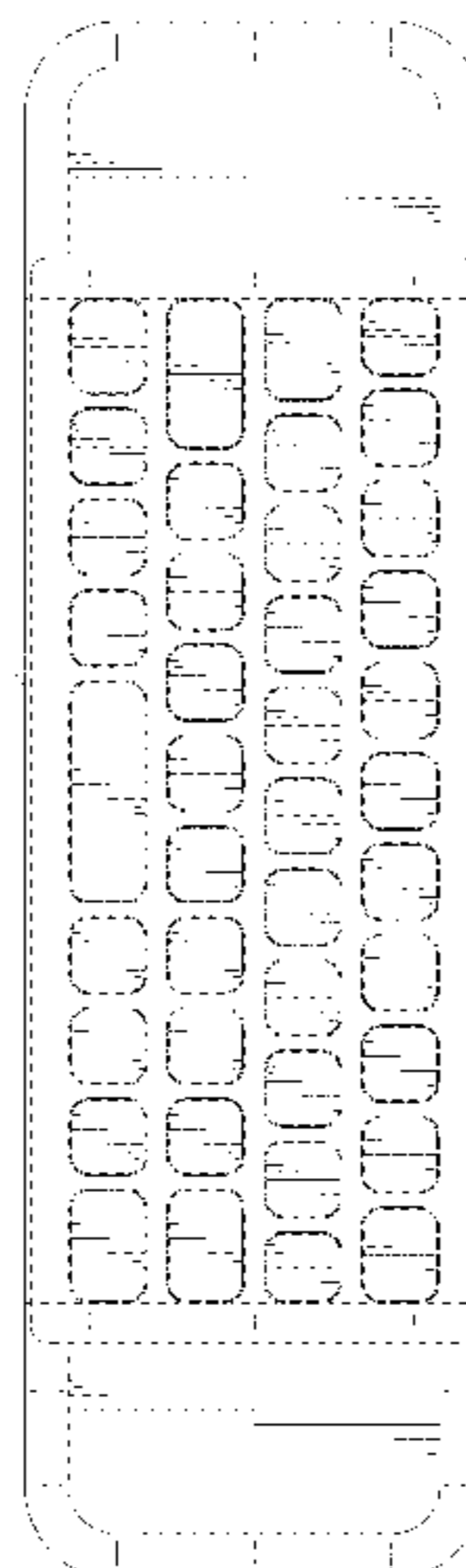
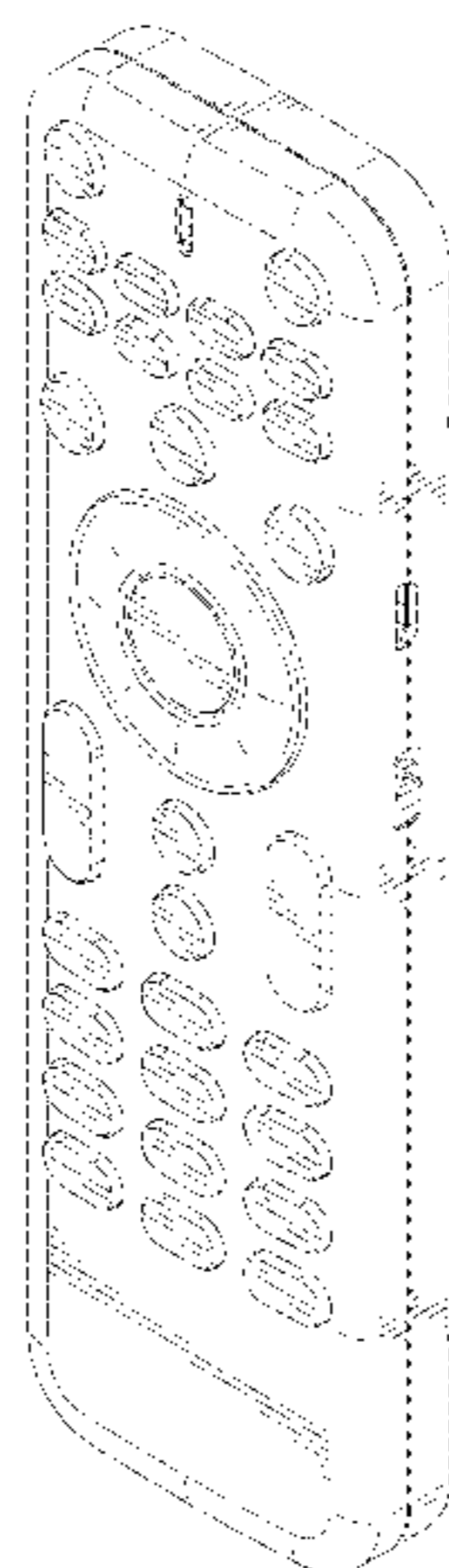
(57) **CLAIM**

The ornamental design for a remote control, as shown and described.

DESCRIPTION

FIG. 1 is a perspective view of the remote control showing my new design;
FIG. 2 is a front view of the remote control;
FIG. 3 is a rear view of the remote control;
FIG. 4 is a left view of the remote control;
FIG. 5 is a right view of the remote control;
FIG. 6 is a top view of the remote control; and,
FIG. 7 is a bottom view of the remote control.

1 Claim, 7 Drawing Sheets



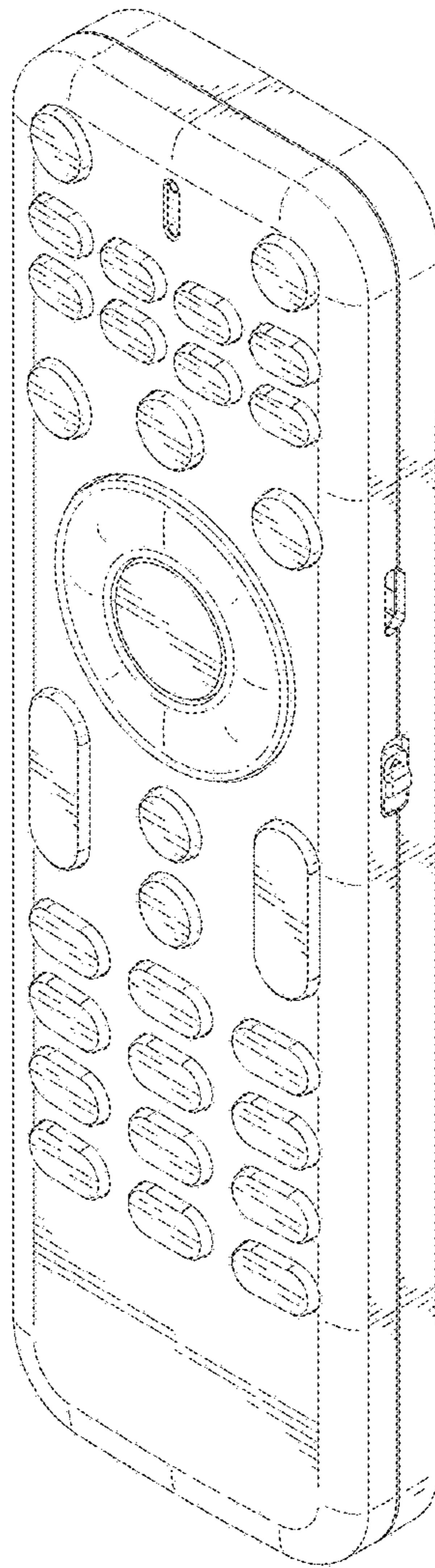


FIG.1

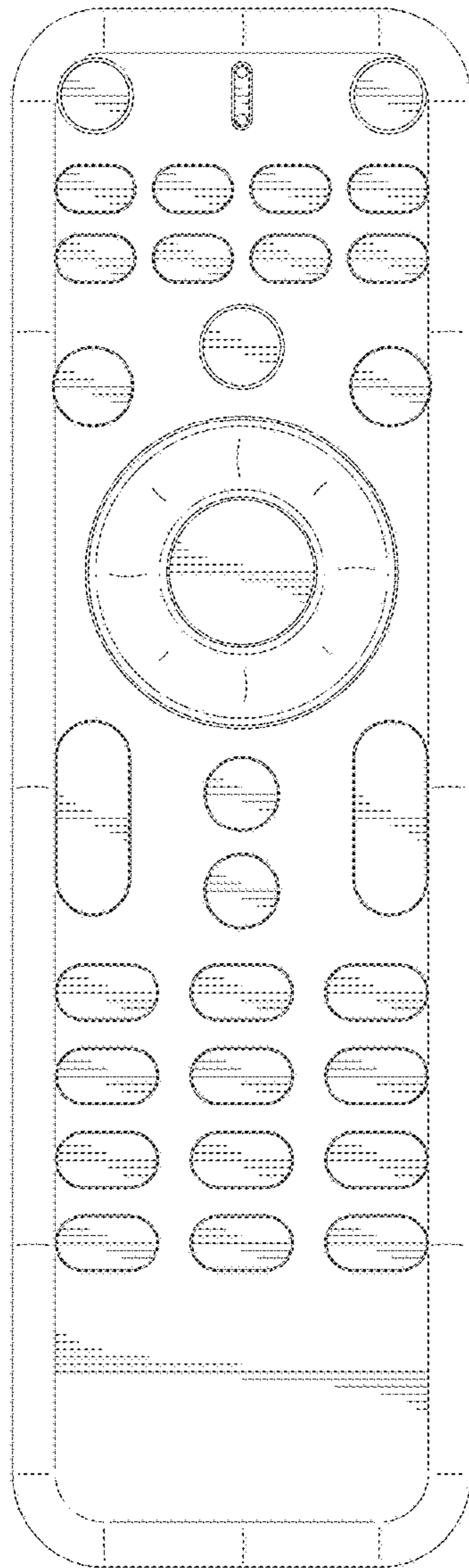


FIG.2

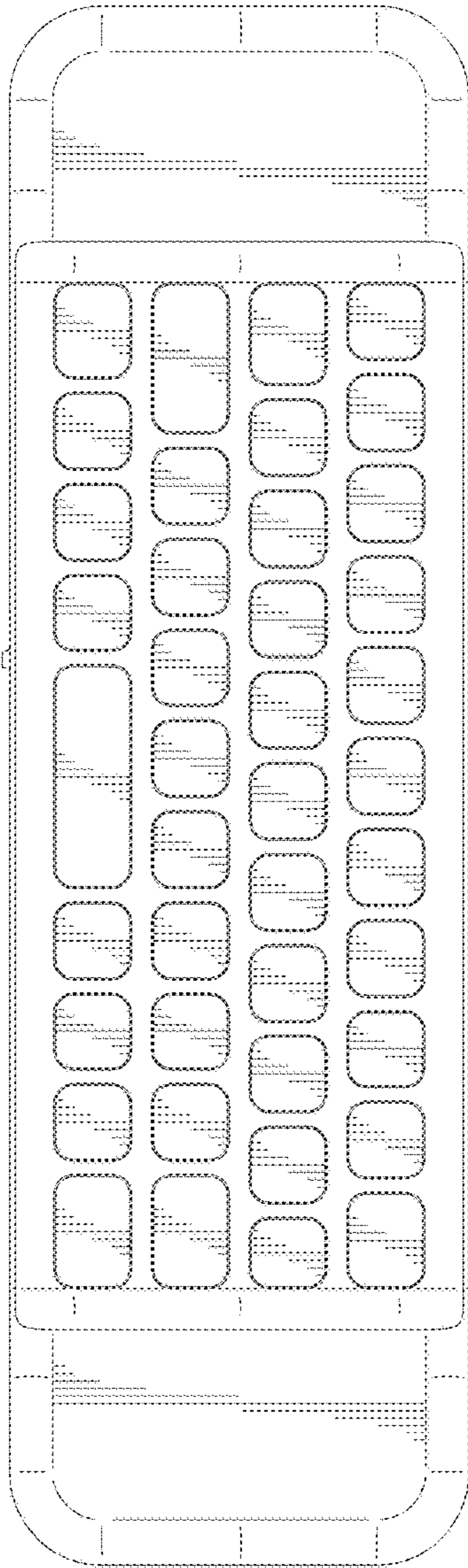


FIG.3




FIG.4




FIG. 5

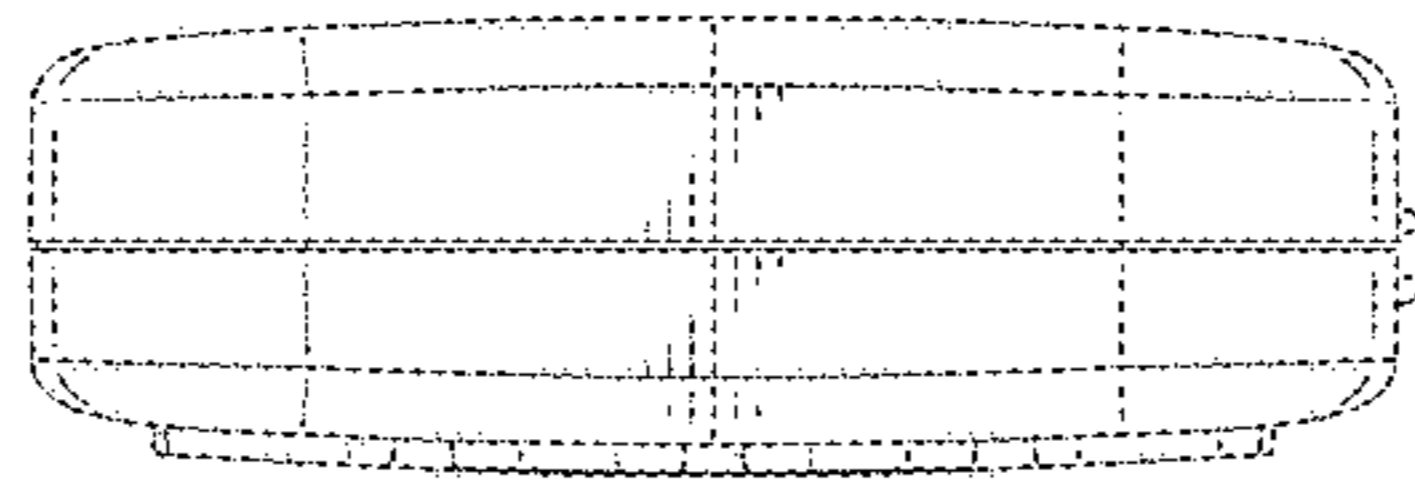


FIG.6

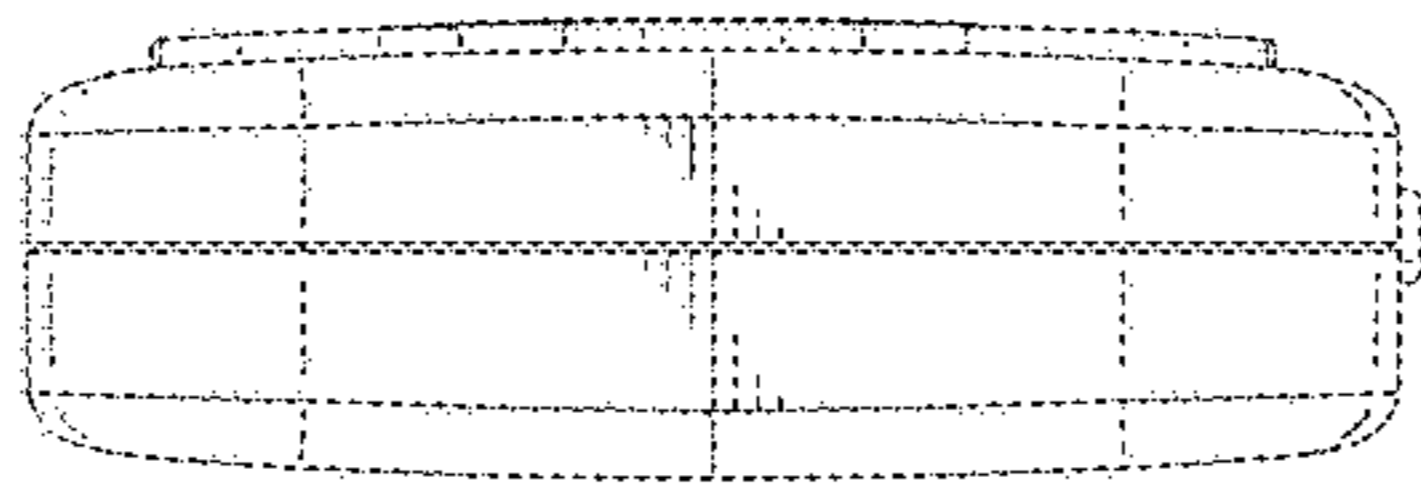


FIG.7