



US00D856256S

(12) **United States Design Patent**
Khachatryan

(10) **Patent No.:** **US D856,256 S**

(45) **Date of Patent:** **** Aug. 13, 2019**

(54) **VEHICLE WHEEL, TOY VEHICLE WHEEL,
AND/OR REPLICAS THEREOF**

(71) Applicant: **Bayerische Motoren Werke
Aktiengesellschaft, Munich (DE)**

(72) Inventor: **David Khachatryan, Munich (DE)**

(73) Assignee: **Bayerische Motoren Werke
Aktiengesellschaft, Munich (DE)**

(**) Term: **15 Years**

(21) Appl. No.: **29/635,619**

(22) Filed: **Feb. 1, 2018**

(30) **Foreign Application Priority Data**

Aug. 10, 2017 (DE) 40 2017 100 899

(51) **LOC (12) Cl.** **12-16**

(52) **U.S. Cl.**
USPC **D12/211**

(58) **Field of Classification Search**

USPC D12/204-213; D21/533, 561, 563
CPC B60B 7/00; B60B 7/02; B60B 7/04; B60B
7/06; B60B 3/02; B60B 3/04; B60B 3/06;
B60B 3/10; B60B 1/00; B60B 1/08;
B60B 1/10; B60B 1/12

See application file for complete search history.

(56) **References Cited**

U.S. PATENT DOCUMENTS

D416,850 S * 11/1999 Cohen D12/211
D438,503 S 3/2001 Syring
D451,067 S 11/2001 Frizzi
D504,382 S 4/2005 Elmitt
D573,523 S * 7/2008 McMath D12/211
D619,070 S 7/2010 Pollmann
D734,238 S 7/2015 Baum

D763,161 S * 8/2016 Morgenstern D12/211
D771,542 S * 11/2016 Peat D12/211
D777,073 S * 1/2017 Chung D12/211
D792,315 S 7/2017 Mielke
D801,904 S 11/2017 Groth
D804,389 S * 12/2017 Lettieri D12/209
D824,835 S * 8/2018 Ferrett D12/211

FOREIGN PATENT DOCUMENTS

EM 000150412-0002 6/2004
EM 001621541-0004 11/2010
WO WO DM/050497 3/2000
WO WO DM/053038 11/2000

* cited by examiner

Primary Examiner — Sheryl Lane

Assistant Examiner — Calvin E Vansant

(74) *Attorney, Agent, or Firm* — Crowell & Moring LLP

(57) **CLAIM**

The ornamental design for a vehicle wheel, toy vehicle wheel, and/or replicas thereof, as shown and described.

DESCRIPTION

This application contains subject matter related to the following co-pending U.S. design patent application: Application Ser. No. 29/594,299 filed Feb. 17, 2017 and entitled "Vehicle Wheel."

FIG. 1 is a perspective view of a vehicle wheel, toy vehicle wheel, and/or replicas thereof according to the design;

FIG. 2 is an additional perspective view thereof;

FIG. 3 is an additional perspective view thereof;

FIG. 4 is a front view thereof;

FIG. 5 is a rear view thereof; and,

FIG. 6 is a side view thereof.

FIG. 5 is shown in low-contrast rendering to depict environmental subject matter and forms no part of the claim.

1 Claim, 6 Drawing Sheets







Fig. 1



Fig. 2



Fig. 3



Fig. 4




Fig. 5




Fig. 6