



US00D856249S

(12) **United States Design Patent**
Haney

(10) **Patent No.:** **US D856,249 S**

(45) **Date of Patent:** **** Aug. 13, 2019**

(54) **WHEEL**

(71) Applicant: **Vision Wheel, Inc.**, Decatur, AL (US)

(72) Inventor: **Ned Nolan Haney**, Prospect, TN (US)

(73) Assignee: **Vision Wheel, Inc.**, Decatur, AL (US)

(**) Term: **15 Years**

(21) Appl. No.: **29/629,600**

(22) Filed: **Dec. 14, 2017**

(51) **LOC (12) Cl.** **12-16**

(52) **U.S. Cl.**
USPC **D12/209**

(58) **Field of Classification Search**
USPC D12/204–213
CPC B60B 7/00; B60B 7/02; B60B 7/04; B60B
7/01; B60B 7/06; B60B 3/02; B60B 3/04;
B60B 3/06; B60B 3/10; B60B 1/00;
B60B 1/08; B60B 1/10; B60B 1/12
See application file for complete search history.

(56) **References Cited**

U.S. PATENT DOCUMENTS

D408,775 S * 4/1999 Shikado D12/209
D711,304 S * 8/2014 Chung D12/209

D738,279 S * 9/2015 Dionisopoulos D12/209
D800,630 S * 10/2017 Tran D12/209
D822,575 S * 7/2018 Chung D12/209
D823,776 S * 7/2018 Glover D12/211

* cited by examiner

Primary Examiner — Stacia A Cadmus

(74) *Attorney, Agent, or Firm* — Frank M. Caprio; Ryan
J. Letson; Bradley Arant Boult Cummings LLP

(57) **CLAIM**

The ornamental design for a wheel, as shown and described.

DESCRIPTION



FIG. 1 is a front perspective view of a wheel, showing my
new design;

FIG. 2 is a front view thereof; and,

FIG. 3 is a side view thereof.

The broken lines show unclaimed subject matter and form
no part of the claimed design.

1 Claim, 3 Drawing Sheets






Fig. 1




Fig. 2

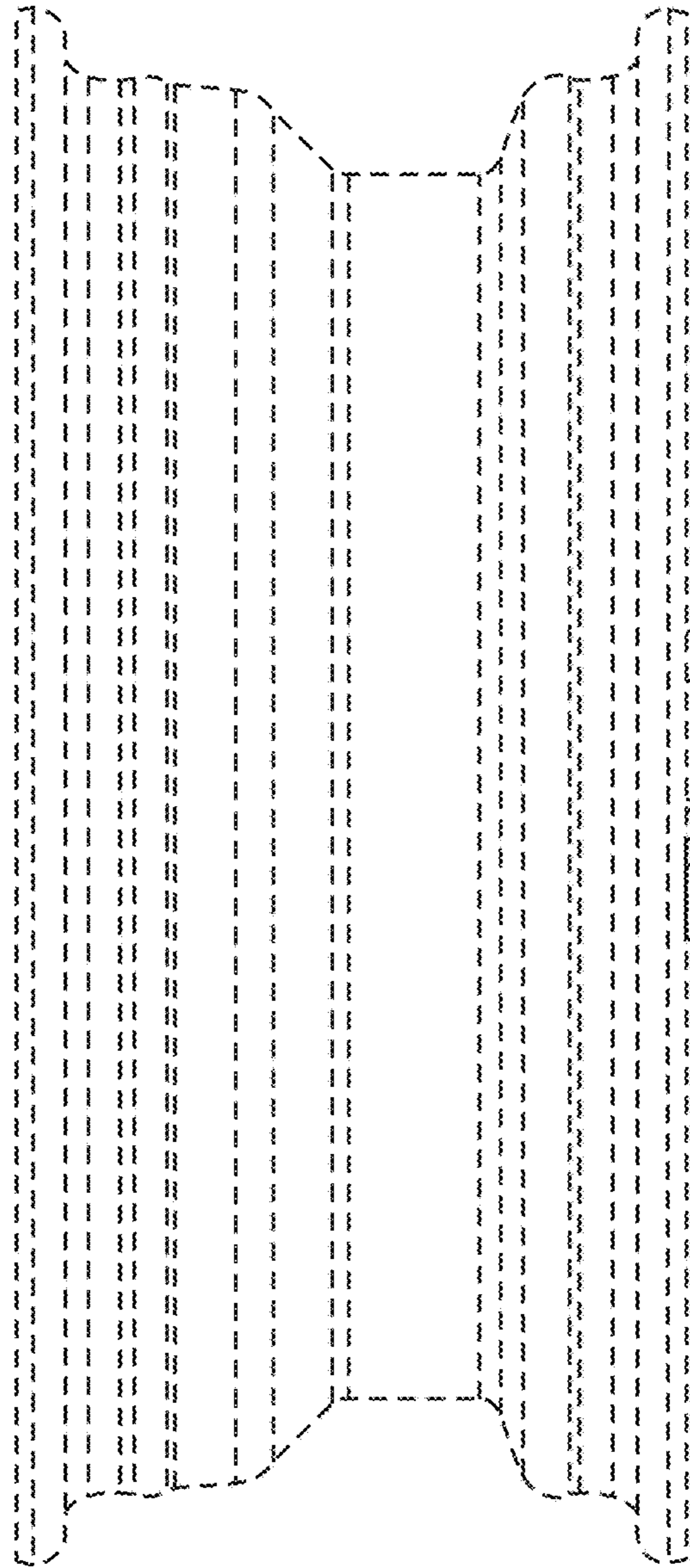


Fig. 3