



US00D856248S

(12) **United States Design Patent**
Behmer et al.

(10) **Patent No.:** **US D856,248 S**

(45) **Date of Patent:** **** Aug. 13, 2019**

(54) **VEHICLE WHEEL**

(71) Applicant: **Ford Global Technologies, LLC**,
Dearborn, MI (US)

(72) Inventors: **Darrell P. Behmer**, Novi, MI (US);
Melvin Betancourt, Shelby Township,
MI (US); **Craig S. Metros**, Bloomfield,
MI (US); **Stavros Melabiotis**, Livonia,
MI (US)

(73) Assignee: **Ford Global Technologies, LLC**,
Dearborn, MI (US)

(**) Term: **15 Years**

(21) Appl. No.: **29/627,564**

(22) Filed: **Nov. 28, 2017**

(51) **LOC (12) Cl.** **12-16**

(52) **U.S. Cl.**
USPC **D12/209**

(58) **Field of Classification Search**
USPC **D12/204–213**
See application file for complete search history.

(56) **References Cited**

U.S. PATENT DOCUMENTS

D367,030 S	*	2/1996	Bouldoukian	D12/209
D408,774 S	*	4/1999	Nishida	D12/209
D416,848 S	*	11/1999	Bernoni	D12/209
D428,845 S	*	8/2000	Yoshida	D12/211

D430,525 S	*	9/2000	Lampkin	D12/211
D432,970 S	*	10/2000	Pfeiffer	D12/209
D460,728 S	*	7/2002	Clarke	D12/209
D480,672 S	*	10/2003	Pfeiffer	D12/209
D491,123 S	*	6/2004	Lai	D12/209
D516,484 S	*	3/2006	Koch	D12/209
D576,533 S	*	9/2008	Gallert	D12/209
D653,188 S	*	1/2012	Zhao	D12/211
D658,561 S	*	5/2012	Foose	D12/209
D720,270 S	*	12/2014	Mays	D12/209
D721,027 S	*	1/2015	Mays	D12/209
D761,710 S	*	7/2016	Gallert	D12/209
D772,130 S	*	11/2016	Buck	D12/209

* cited by examiner

Primary Examiner — Stacia A Cadmus

(74) *Attorney, Agent, or Firm* — Vichit Chea

(57) **CLAIM**

The ornamental design for a vehicle wheel, as shown and described.

DESCRIPTION

FIG. 1 is a front elevational view of a vehicle wheel showing our new design;

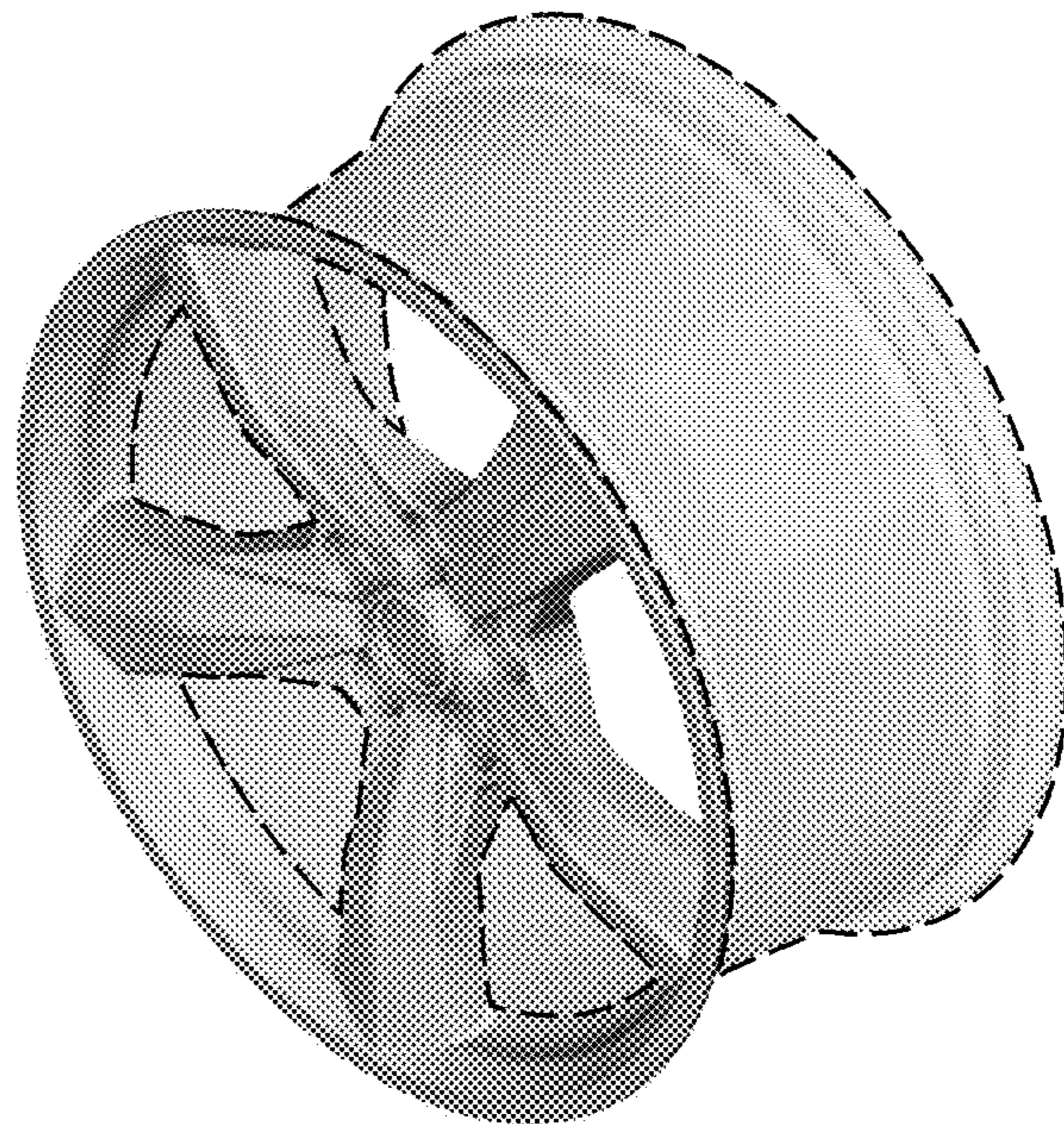

FIG. 2 is a cross sectional side view thereof; and,

FIG. 3 is a side perspective view of a front face thereof.

Any broken lines represent an internal boundary of the design; the line itself and the area within form no part of the claim.

The lighter grey scale of FIGS. 2 and 3 represent disclaimed areas of the design.

1 Claim, 3 Drawing Sheets






Fig. 1

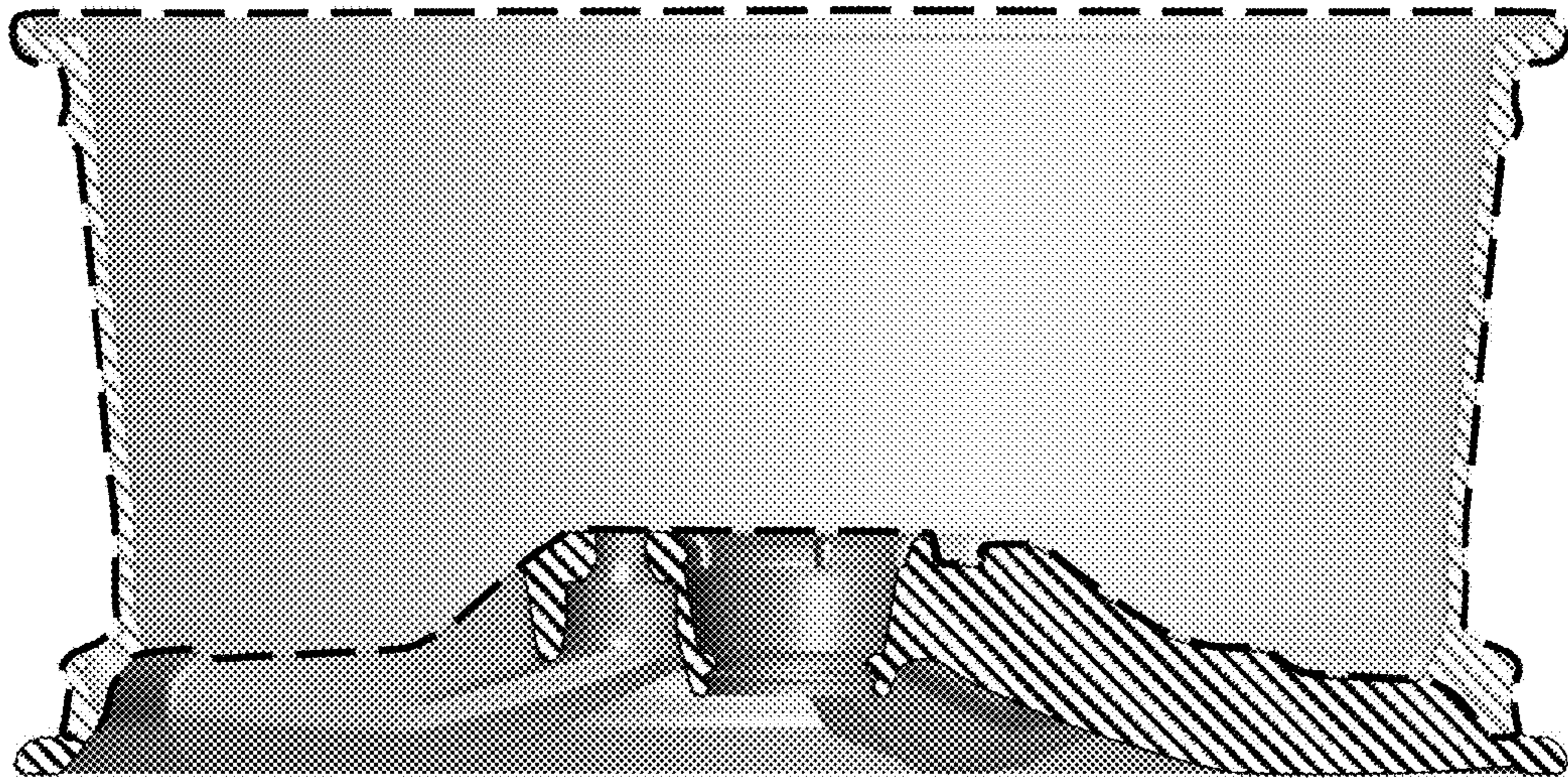


Fig. 2




Fig. 3