



US00D856233S

(12) **United States Design Patent** (10) **Patent No.:** **US D856,233 S**
Tomasson et al. (45) **Date of Patent:** **** Aug. 13, 2019**

(54) **X-BAR**
(71) Applicant: **Nio Nextev Limited**, Hong Kong (HK)
(72) Inventors: **Kris Tomasson**, Hong Kong (HK); **Juho Suh**, Hong Kong (HK); **Jim Baste**, Hong Kong (HK); **Salvatore Aita**, Hong Kong (HK); **Vasiliy Kurkov**, Hong Kong (HK); **Soowan Park**, Hong Kong (HK)

(73) Assignee: **NIO NEXTEV LIMITED**, Hong Kong (HK)

(**) Term: **15 Years**

(21) Appl. No.: **29/614,085**

(22) Filed: **Aug. 16, 2017**

(30) **Foreign Application Priority Data**

Apr. 10, 2017 (CN) 2017 3 0115906
Apr. 14, 2017 (CN) 2017 3 0124285

(51) **LOC (12) Cl.** **12-08**

(52) **U.S. Cl.**
USPC **D12/190**

(58) **Field of Classification Search**
USPC D12/190, 192, 400, 90, 91, 92, 196, 197,
D12/198, 200, 171, 172, 163, 110, 114
CPC B60R 13/005; B60R 13/02; B60R 13/04
See application file for complete search history.

(56) **References Cited**

U.S. PATENT DOCUMENTS

D773,364 S * 12/2016 Yoshimine D12/190

D776,589 S * 1/2017 Yoshimine D12/190
D785,525 S * 5/2017 Nurnberger D12/190
D787,398 S * 5/2017 Song D12/169
D790,419 S * 6/2017 Minami D12/190
D800,620 S * 10/2017 Matsumoto D12/190
D819,532 S * 6/2018 Lian D12/190
D825,419 S * 8/2018 Saporito D12/190
D829,622 S * 10/2018 Jacob D12/190
D832,168 S * 10/2018 Platto D12/190
D836,508 S * 12/2018 Shinohara D12/190
D837,114 S * 1/2019 Schroeder D12/190

* cited by examiner

Primary Examiner — Katrina A Betton

(74) *Attorney, Agent, or Firm* — Hogan Lovells US LLP

(57) **CLAIM**

The ornamental design for an X-bar, as shown and described.

DESCRIPTION

FIG. 1 is a front view thereof;
FIG. 2 is a rear view thereof;
FIG. 3 is a right side view thereof;
FIG. 4 is a left side view thereof;
FIG. 5 is a bottom view thereof;
FIG. 6 is a top view thereof;
FIG. 7 is a perspective view thereof;
FIG. 8 is a perspective view thereof; and,
FIG. 9 is a perspective view thereof.

1 Claim, 9 Drawing Sheets





Fig. 1



Fig. 2

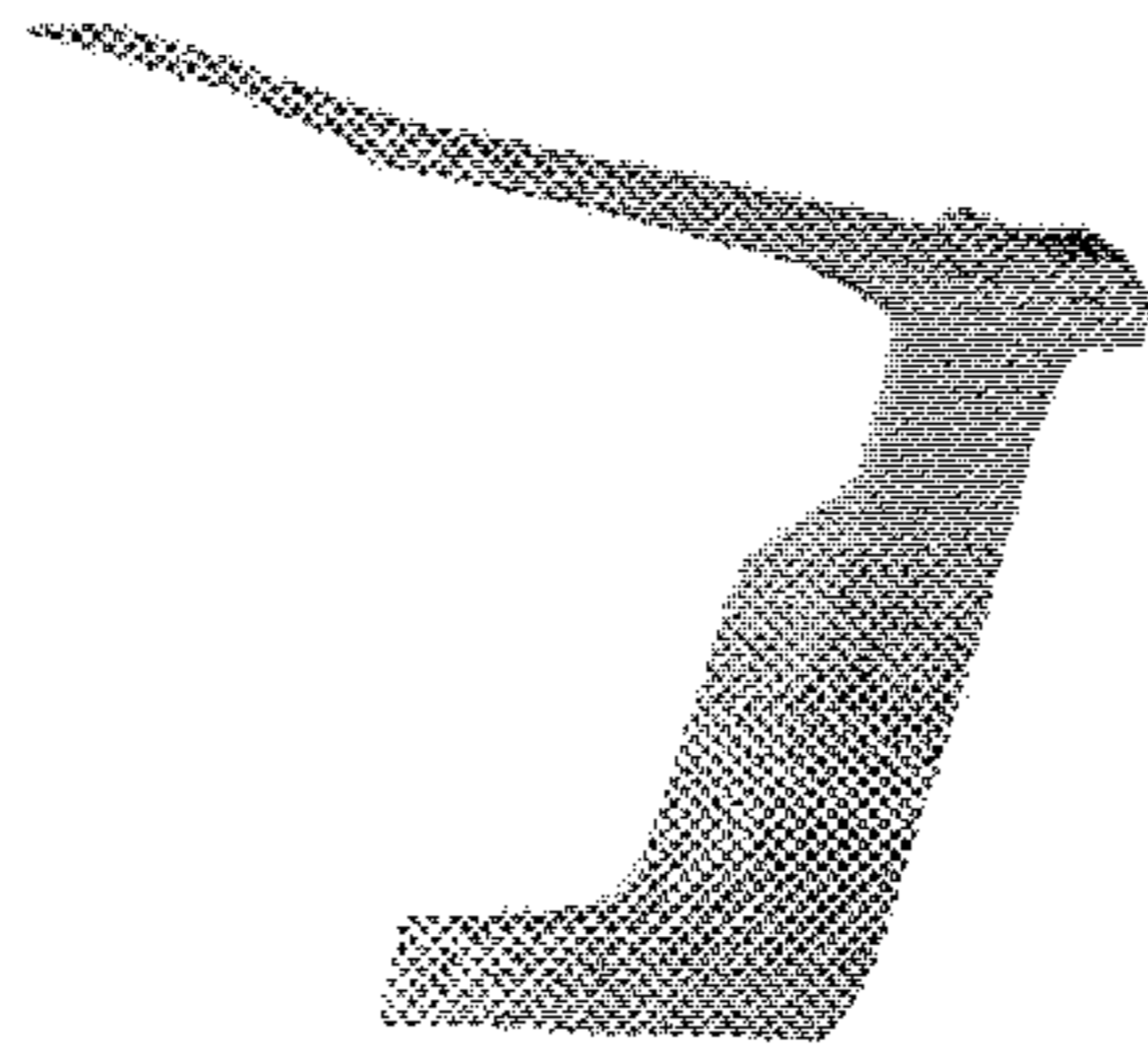


Fig. 3

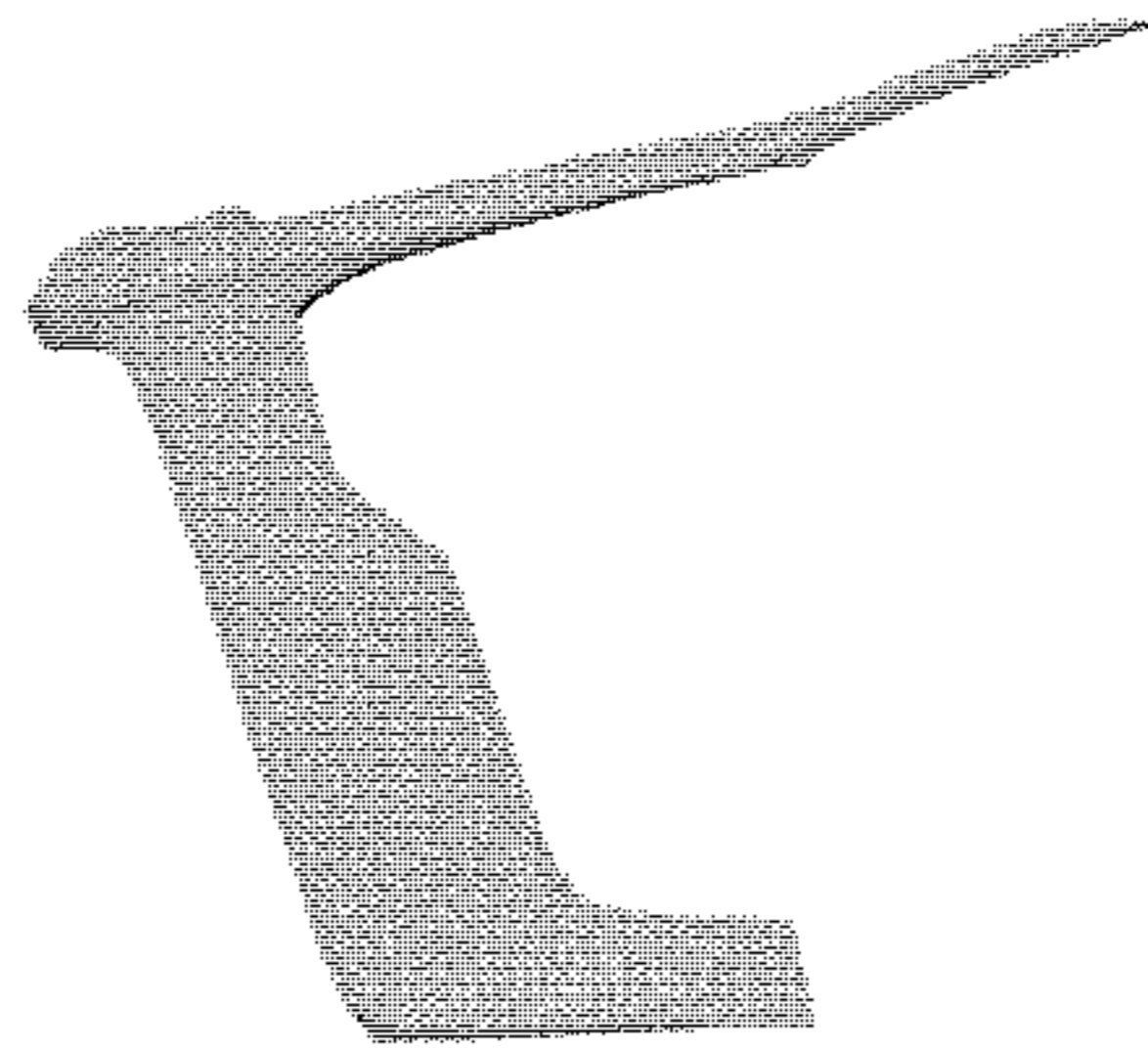


Fig. 4



Fig. 5




Fig. 6




Fig. 7




Fig. 8




Fig. 9