



US00D856232S

(12) **United States Design Patent** (10) **Patent No.:** **US D856,232 S**  
**Smith** (45) **Date of Patent:** **\*\* Aug. 13, 2019**

(54) **FRONT FENDER FOR A VEHICLE**

9,890,966 B2 \* 2/2018 Mueller ..... B62D 25/16  
D817,829 S \* 5/2018 Behmer ..... D12/184  
D820,751 S \* 6/2018 Luk ..... D12/184

(71) Applicant: **Jaguar Land Rover Limited**, Whitley,  
Coventry (GB)

(Continued)

(72) Inventor: **Luke Smith**, Coventry (GB)

*Primary Examiner* — Susan Bennett Hattan

*Assistant Examiner* — Suzanne E Tisdell

(73) Assignee: **Jaguar Land Rover Limited**, Whitley,  
Coventry (GB)

(74) *Attorney, Agent, or Firm* — Wood Herron & Evans  
LLP

(\*\*) Term: **15 Years**

(57) **CLAIM**

(21) Appl. No.: **29/647,657**

The ornamental design for a front fender for a vehicle, as  
shown and described.

(22) Filed: **May 15, 2018**

**DESCRIPTION**

(30) **Foreign Application Priority Data**

Nov. 16, 2017 (EM) ..... 004509800

(51) **LOC (12) Cl.** ..... **12-16**

(52) **U.S. Cl.**  
USPC ..... **D12/184**

(58) **Field of Classification Search**  
USPC ..... D12/114, 181, 184; D15/28  
CPC ..... B62D 25/16; B62D 25/18  
See application file for complete search history.


FIG. 1 is a front right perspective view of a front fender for  
a vehicle according to the present invention.  
FIG. 2 is a front left perspective view of the front fender  
shown in FIG. 1.  
FIG. 3 is a rear left perspective view thereof.  
FIG. 4 is a rear right perspective view thereof.  
FIG. 5 is a front view thereof.  
FIG. 6 is a rear view thereof.  
FIG. 7 is a left side view thereof.  
FIG. 8 is a right side view thereof.  
FIG. 9 is a top view thereof.  
FIG. 10 is a bottom view thereof; and,  
FIG. 11 is a front view of the front fender shown in FIGS.  
1-10, but with the front fender mounted on a vehicle, and the  
rest of the vehicle shown in de-emphasized and half-tone  
portions so as to illustrate environmental structure. These  
portions form no part of the claimed invention. More par-  
ticularly, in FIG. 11, the inventive front fender is shown  
within the outer broken line, and the elements shown outside  
the outer broken line form no part of the claimed invention,  
but are instead included to show environmental aspects  
thereof, and form an unclaimed boundary of the design. The  
smaller inner broken line also forms no part of the claimed  
invention.

(56) **References Cited**

U.S. PATENT DOCUMENTS

9,278,716 B1 \* 3/2016 Joseph ..... B62D 25/18  
D756,870 S \* 5/2016 Tsutamori ..... D12/184  
D758,935 S \* 6/2016 Platto ..... D12/184  
9,403,557 B1 \* 8/2016 Sharma ..... C21D 1/06  
9,487,238 B2 \* 11/2016 Iwano ..... B62D 25/025  
D775,031 S \* 12/2016 Frascella ..... D12/184  
D787,395 S \* 5/2017 Curic ..... D12/181  
9,669,876 B2 \* 6/2017 Iwano ..... B62D 25/04  
9,738,322 B2 \* 8/2017 Matthiessen ..... B62D 25/02  
D803,119 S \* 11/2017 Beermann ..... D12/184  
D803,741 S \* 11/2017 Tsubaki ..... D12/184  
D805,013 S \* 12/2017 Whitla ..... D12/181  
D806,622 S \* 1/2018 Granlund ..... D12/184  
D807,261 S \* 1/2018 Zavatski ..... D12/184

**1 Claim, 9 Drawing Sheets**



(56)

**References Cited**

U.S. PATENT DOCUMENTS

D823,741	S *	7/2018	Kim .....	D12/169
10,023,241	B2 *	7/2018	Umemoto .....	B62D 25/161
10,035,543	B2 *	7/2018	Sato .....	B60J 5/0444
D826,811	S *	8/2018	Lim .....	D12/184
D827,527	S *	9/2018	Loeb .....	D12/184
D827,528	S *	9/2018	Gueler .....	D12/184
D827,529	S *	9/2018	Al Attar .....	D12/184
D828,254	S *	9/2018	Simm .....	D12/184
10,077,085	B2 *	9/2018	Pfaffelhuber .....	B62D 27/02

\* cited by examiner




FIG. 1






FIG. 2




FIG. 3






FIG. 4




FIG. 5






FIG. 6





FIG. 7




FIG. 8






FIG. 9




FIG. 10






FIG. 11