



US00D856230S

(12) **United States Design Patent**  
**Von Holzhausen et al.**

(10) **Patent No.:** **US D856,230 S**

(45) **Date of Patent:** **\*\* Aug. 13, 2019**

(54) **FENDER**

(71) Applicant: **Tesla, Inc.**, Palo Alto, CA (US)

(72) Inventors: **Franz Von Holzhausen**, Malibu, CA (US); **David Tadashi Imai**, Los Angeles, CA (US); **Randy Rodriguez**, Torrance, CA (US)

(73) Assignee: **Tesla, Inc.**, Palo Alto, CA (US)

(\*\*) Term: **15 Years**

(21) Appl. No.: **29/619,039**

(22) Filed: **Sep. 26, 2017**

(51) **LOC (12) Cl.** ..... **12-16**

(52) **U.S. Cl.**  
USPC ..... **D12/184**

(58) **Field of Classification Search**  
USPC ..... D12/12, 114, 181, 184; D15/28  
CPC ..... B62D 25/16; B62D 25/18  
See application file for complete search history.

(56) **References Cited**

**U.S. PATENT DOCUMENTS**

|                |         |           |       |                          |
|----------------|---------|-----------|-------|--------------------------|
| 7,073,804 B2 * | 7/2006  | Hawes     | ..... | B62D 25/168<br>280/154   |
| D588,954 S *   | 3/2009  | Hammick   | ..... | D12/12                   |
| 7,520,534 B2 * | 4/2009  | Longchamp | ..... | B62D 25/168<br>280/152.2 |
| D642,102 S *   | 7/2011  | Scott     | ..... | D12/184                  |
| D647,443 S *   | 10/2011 | Jones     | ..... | D12/184                  |

\* cited by examiner

*Primary Examiner* — Susan Bennett Hattan

*Assistant Examiner* — Suzanne E Tisdell

(74) *Attorney, Agent, or Firm* — Haynes and Boone, LLP

(57) **CLAIM**

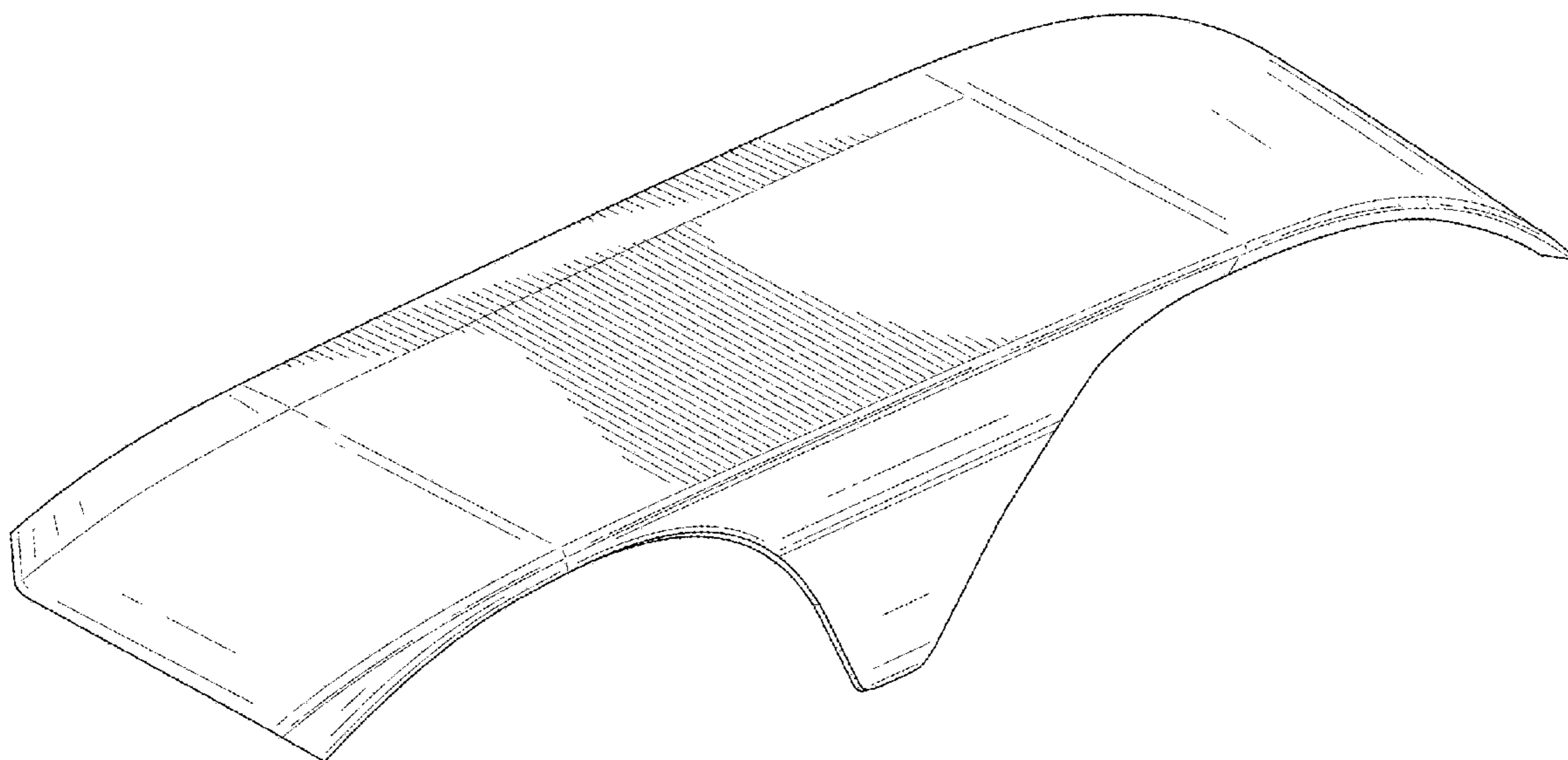
The ornamental design for a fender, as shown and described.

**DESCRIPTION**

FIG. 1 is a perspective view of a fender.  
FIG. 2 is a right side elevational view of the fender of FIG. 1.  
FIG. 3 is a left side elevational view of the fender of FIG. 1.  
FIG. 4 is a back elevational view of the fender of FIG. 1.  
FIG. 5 is a front elevational view of the fender of FIG. 1.  
FIG. 6 is a top plan view of the fender of FIG. 1.  
FIG. 7 is a bottom plan view of the fender of FIG. 1; and, FIG. 8 is a perspective view of the fender of FIG. 1 sitting within a semi-truck cab.

The dash-dot-dash broken lines in FIGS. 3, 4, and 7 depict the boundaries of the claim. Unshaded areas defined by the dash-dot-dash broken lines form no part of the claimed design. Evenly-spaced broken lines in FIG. 8 depict environmental subject matter that forms no part of the claimed design.

**1 Claim, 5 Drawing Sheets**



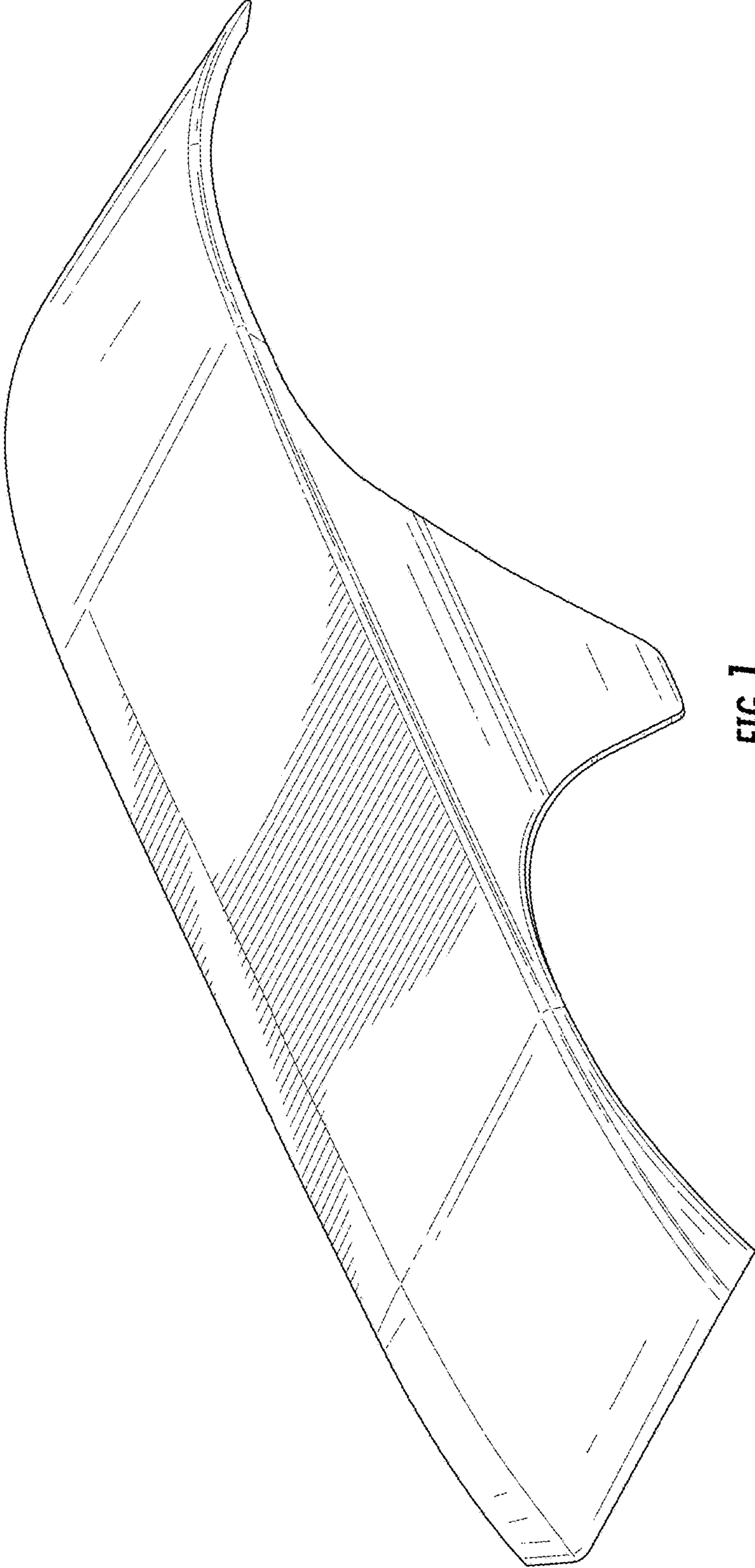


FIG. 1

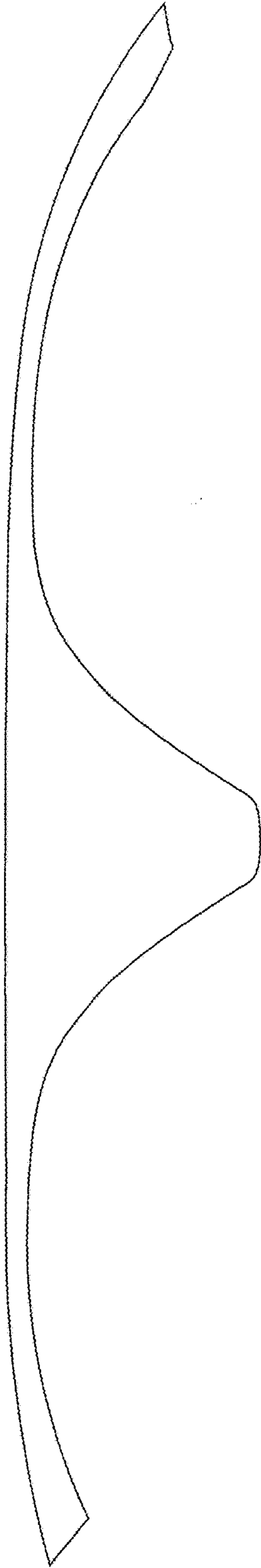


FIG. 2

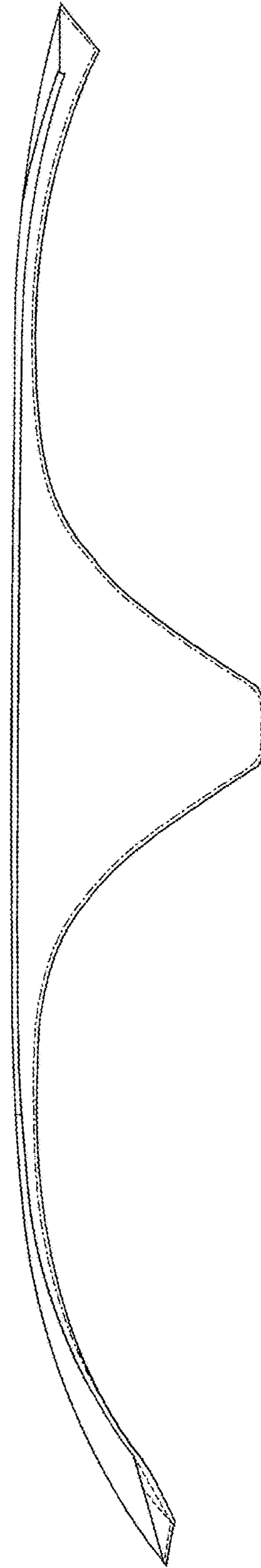


FIG. 3

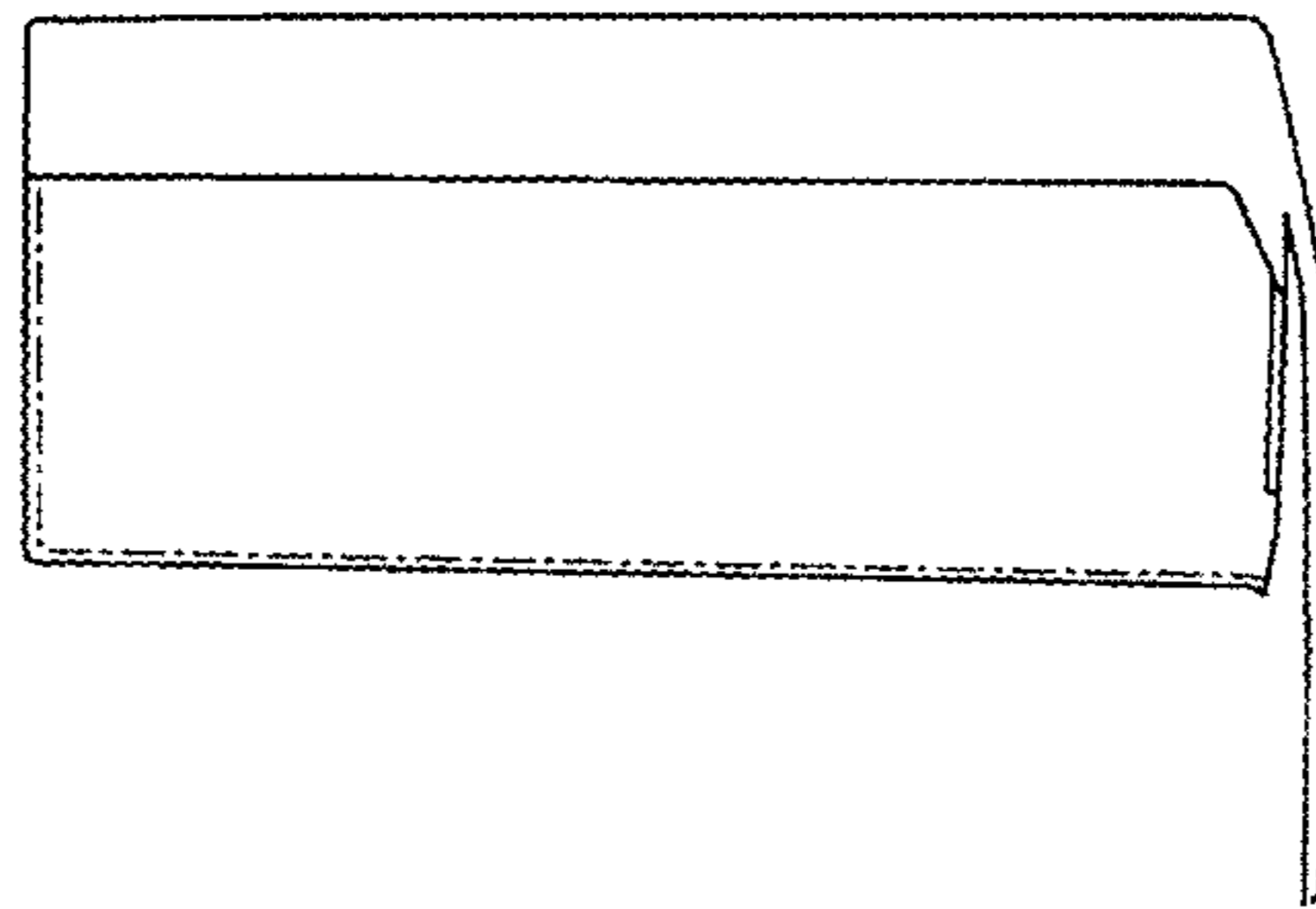


FIG. 4




FIG. 5




FIG. 6




FIG. 7

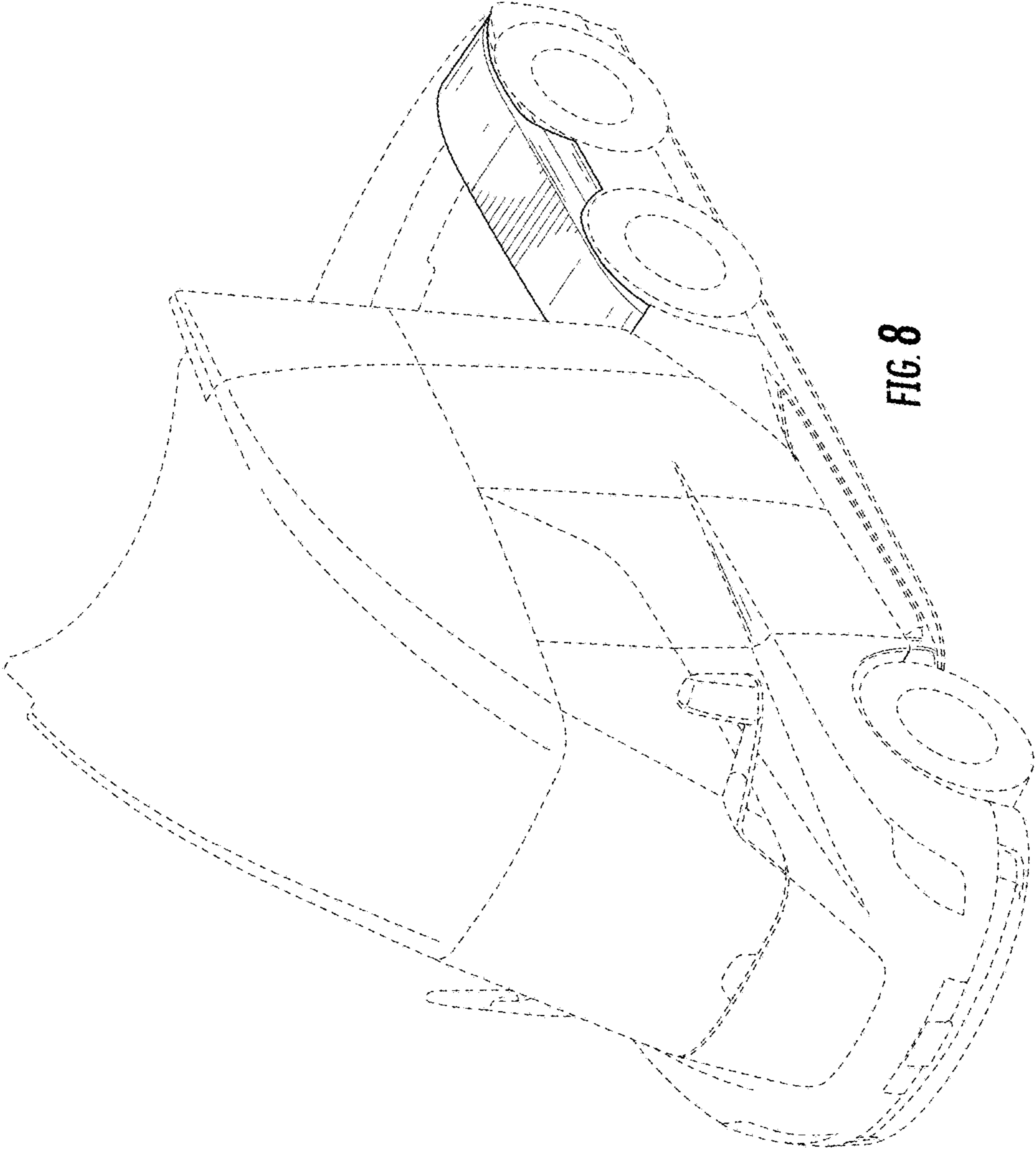


FIG. 8