



US00D856228S

(12) **United States Design Patent** (10) **Patent No.:** **US D856,228 S**  
**Dunn et al.** (45) **Date of Patent:** **\*\* Aug. 13, 2019**

(54) **MOTORCYCLE HANDLEBAR**

D604,212 S \* 11/2009 Carlini ..... D12/178  
D621,755 S \* 8/2010 Carlini ..... D12/178  
D629,343 S \* 12/2010 Carlini ..... D12/178

(71) Applicants: **Kevin Dunn**, Duarte, CA (US); **Jose Luis Rosales**, Duarte, CA (US)

(Continued)

(72) Inventors: **Kevin Dunn**, Duarte, CA (US); **Jose Luis Rosales**, Duarte, CA (US)

*Primary Examiner* — Darlington Ly

(74) *Attorney, Agent, or Firm* — Dunlap Bennett & Ludwig PLLC

(\*\*) Term: **15 Years**

(57) **CLAIM**

(21) Appl. No.: **29/618,480**

The ornamental design for a motorcycle handlebar, as shown and described.

(22) Filed: **Sep. 21, 2017**

**DESCRIPTION**

**Related U.S. Application Data**

(63) Continuation of application No. 29/556,175, filed on Feb. 29, 2016, now abandoned.

(51) **LOC (12) Cl.** ..... **12-11**

(52) **U.S. Cl.**  
USPC ..... **D12/178**

(58) **Field of Classification Search**  
USPC ..... D12/111, 114, 178; D8/303  
CPC ..... B62K 19/16; B62K 21/12; B62K 21/18;  
B62K 21/125; B62K 23/06  
See application file for complete search history.

FIG. 1 is a top perspective view of a motorcycle handlebar installed on a motorcycle showing our new design; FIG. 2 is a top perspective view of the motorcycle handlebar shown in FIG. 1; FIG. 3 is a front elevation view thereof; FIG. 4 is a rear elevation view thereof; FIG. 5 is a right side elevation view thereof; FIG. 6 is a left side elevation view thereof; FIG. 7 is a top plan view thereof; FIG. 8 is a bottom plan view thereof; FIG. 9 is a partial section view taken along line 9-9 shown in FIG. 7; FIG. 10 is a partial section view taken along line 10-10 shown in FIG. 7; and, FIG. 11 is a partial section view taken along line 11-11 shown in FIG. 7.

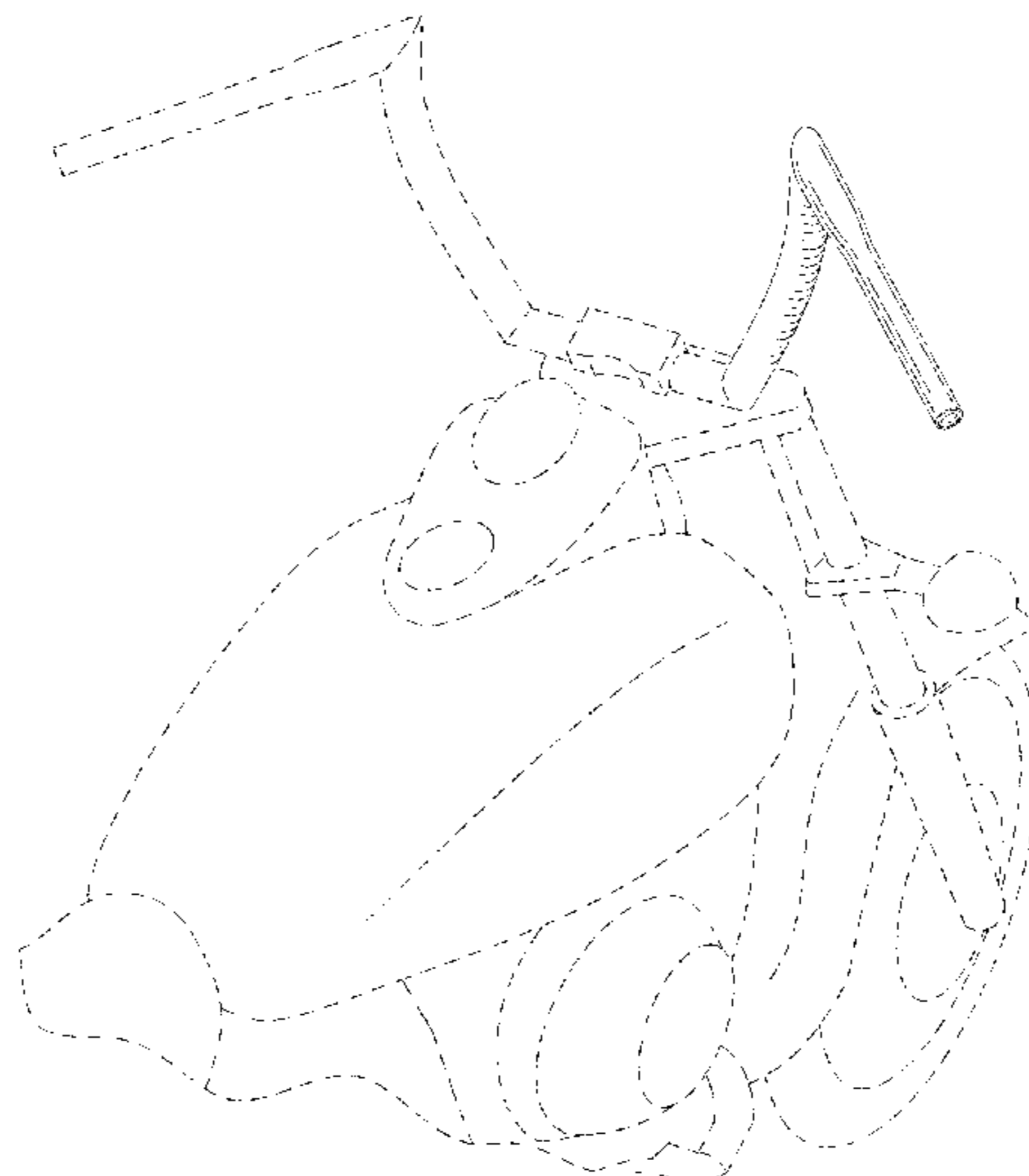
(56) **References Cited**

**U.S. PATENT DOCUMENTS**

D223,072 S \* 3/1972 Pawsat et al. .... D12/178  
D224,696 S \* 8/1972 Pawsat et al. .... 74/551.1  
D307,257 S \* 4/1990 Tsai ..... D12/178  
5,257,552 A \* 11/1993 Boyer ..... B62K 21/12  
74/551.1  
D342,475 S \* 12/1993 Haro ..... D12/178  
D384,925 S \* 10/1997 Pawsat ..... D12/178  
D387,316 S \* 12/1997 Pawsat ..... D12/178  
D415,084 S \* 10/1999 Clarkson ..... D12/178  
D436,564 S \* 1/2001 Renshaw ..... D12/178  
D458,566 S \* 6/2002 Carlini ..... D12/178  
D542,197 S \* 5/2007 Carlini ..... D12/178  
D572,181 S \* 7/2008 Lujan ..... D12/178

The broken lines showing the motorcycle in FIG. 1 depicts environmental subject matter that forms no part of the claimed design; while the broken lines consisting of dash-dot-dash lines in the drawings depict the boundary of the claimed invention, and it is understood that the claim extends to the boundary that forms no part of the claimed design; while the remaining broken lines shown in the partial section views depict parts of the motorcycle handlebar that form no part of the claimed design.

**1 Claim, 6 Drawing Sheets**



(56)

**References Cited**

U.S. PATENT DOCUMENTS

D687,753	S *	8/2013	Carlini .....	D12/178
D726,607	S *	4/2015	Rickard .....	D12/178
D727,808	S *	4/2015	Heinz .....	D12/178
2008/0315551	A1 *	12/2008	Battistini .....	B62K 11/14 280/279
2010/0018341	A1 *	1/2010	Greppi .....	B62K 21/12 74/551.1
2010/0186543	A1 *	7/2010	Menghini .....	B62K 21/12 74/551.1

\* cited by examiner

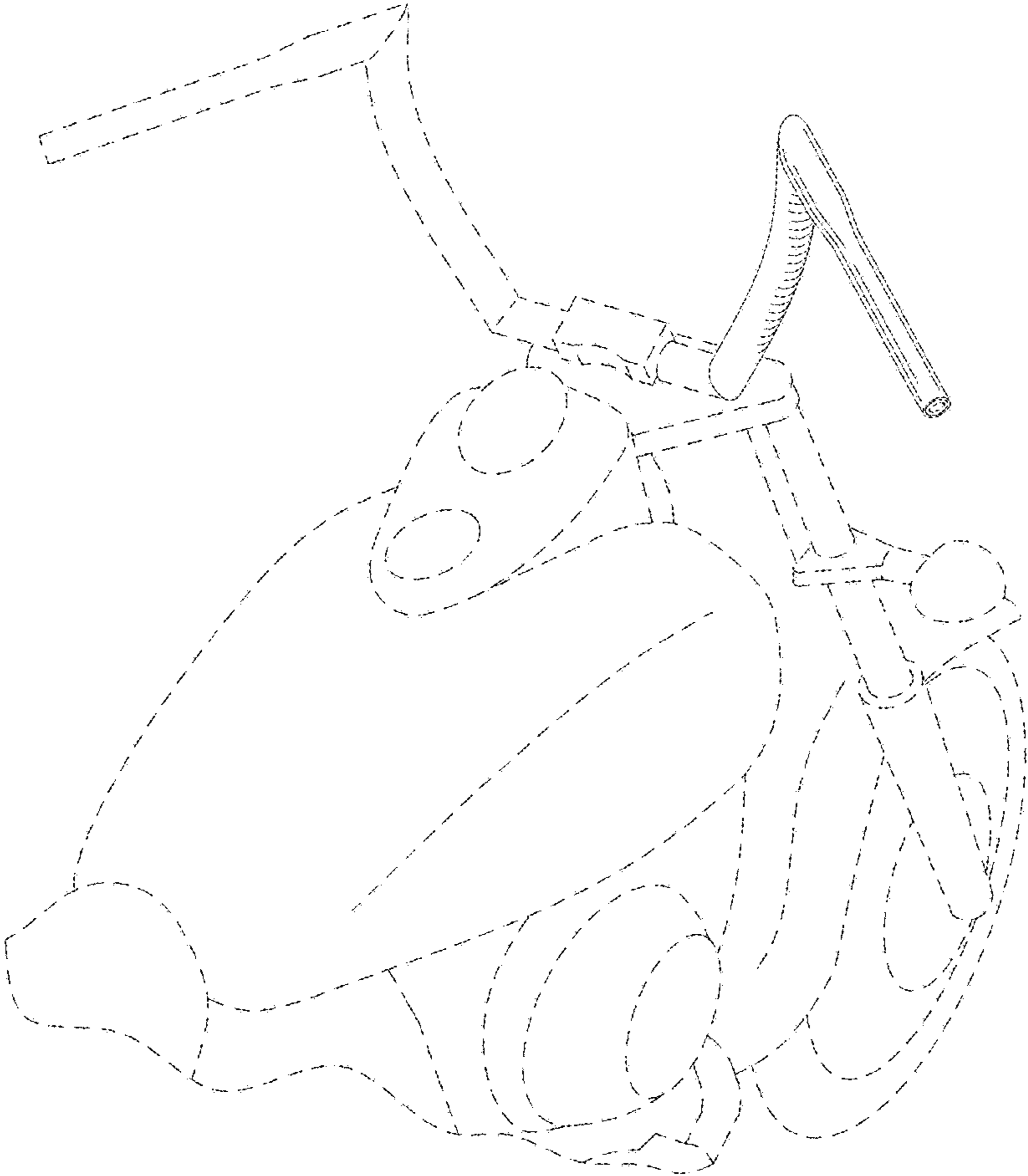


FIG.1

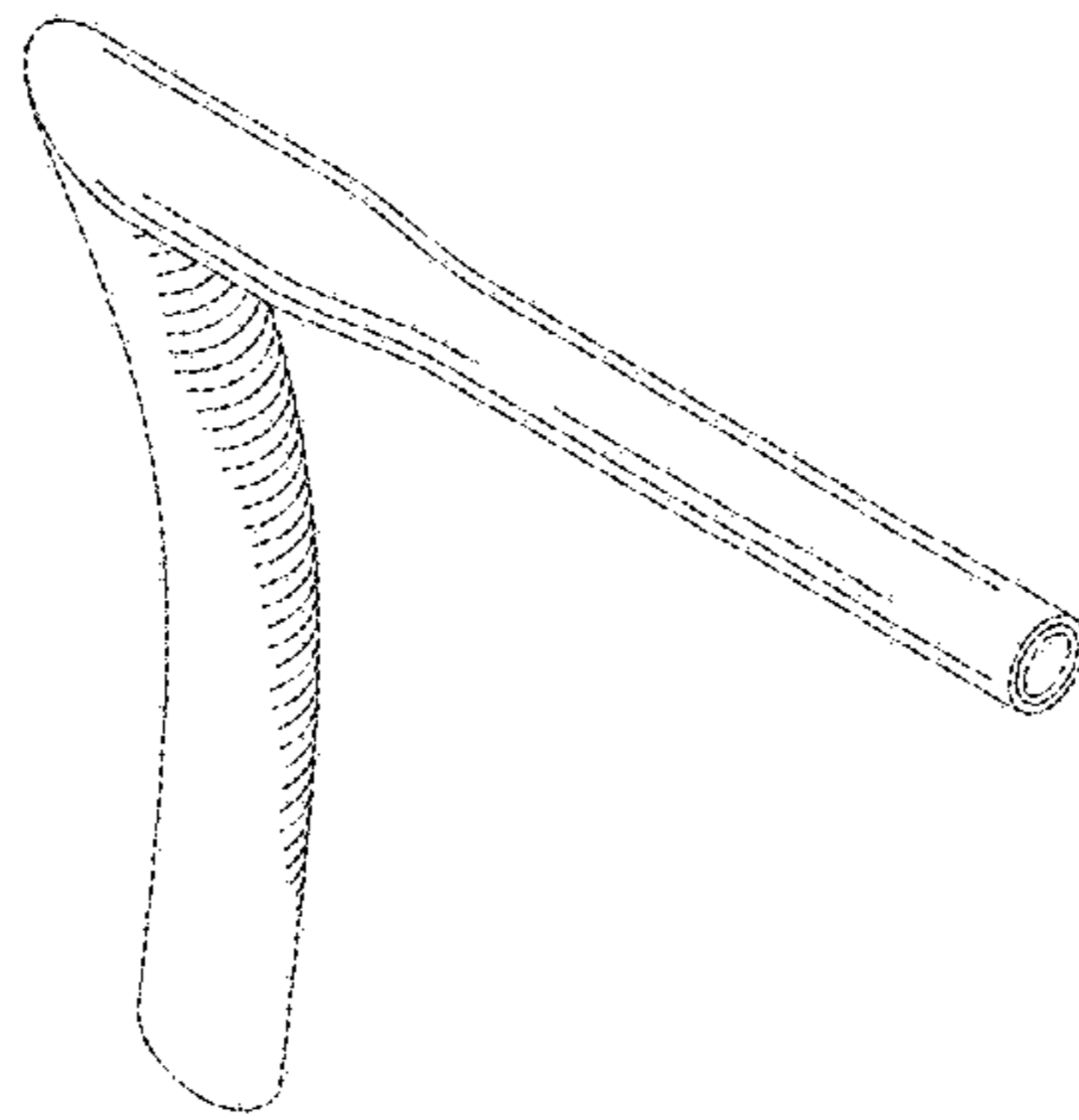


FIG.2

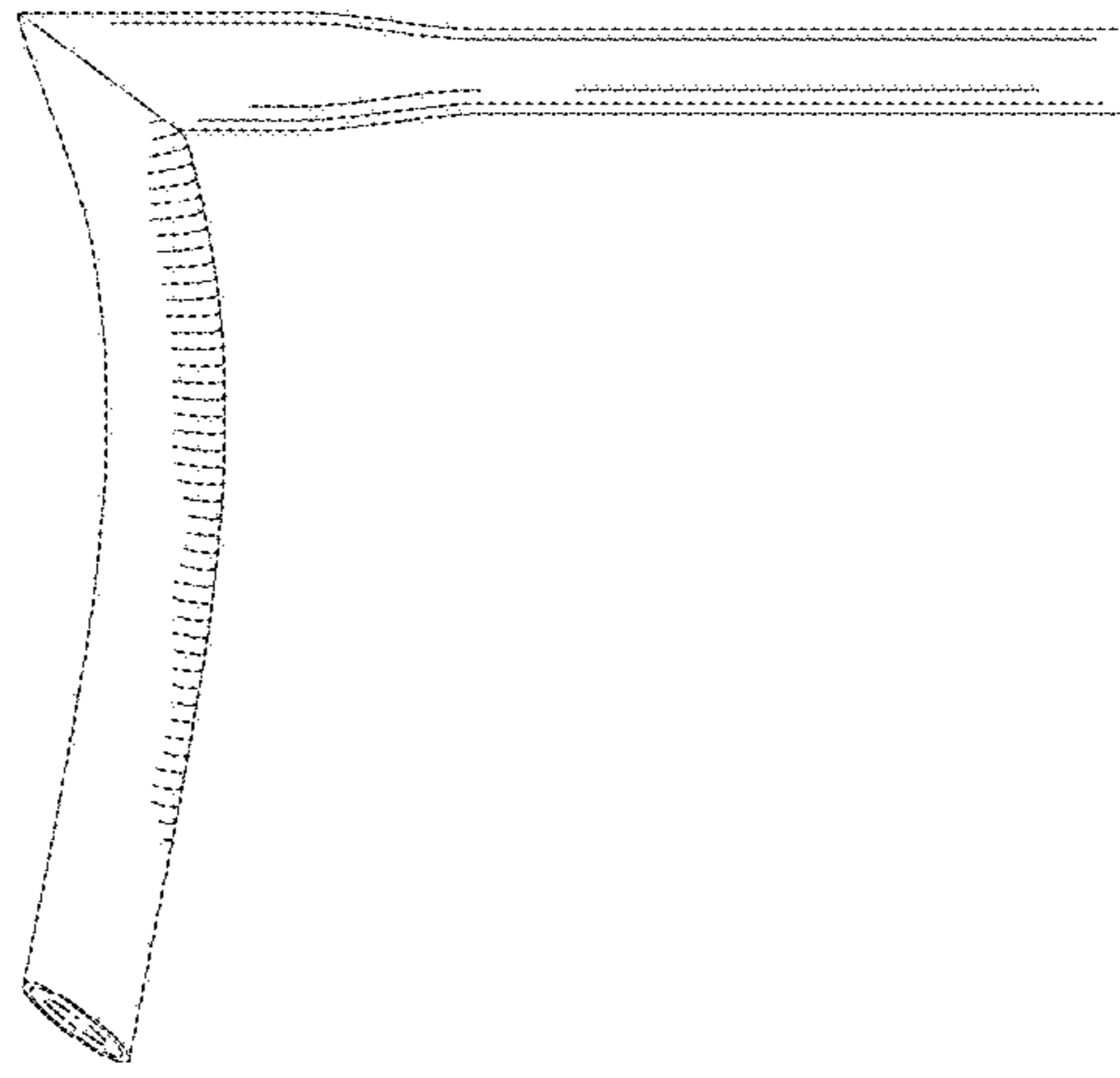


FIG. 3

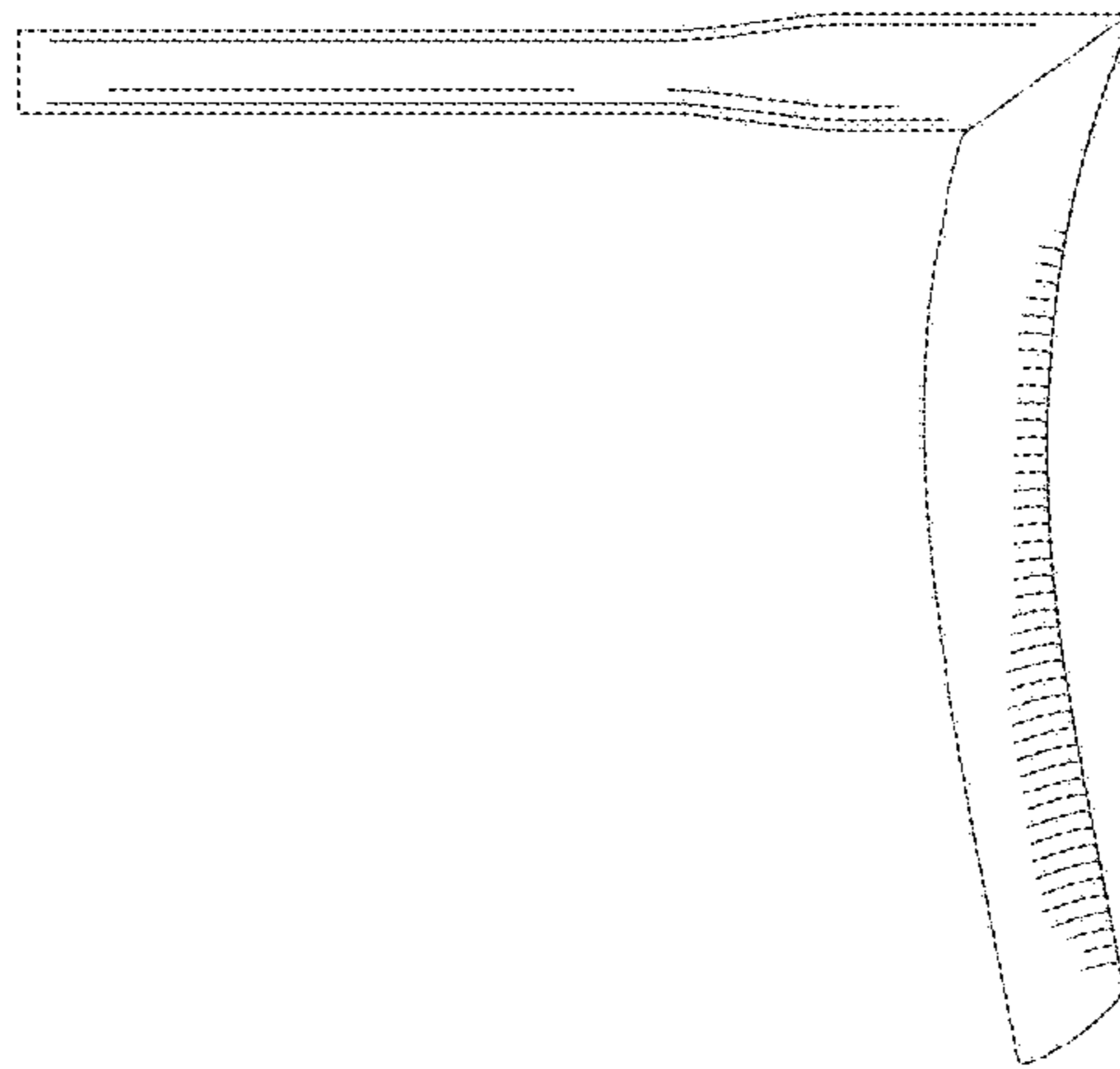


FIG. 4

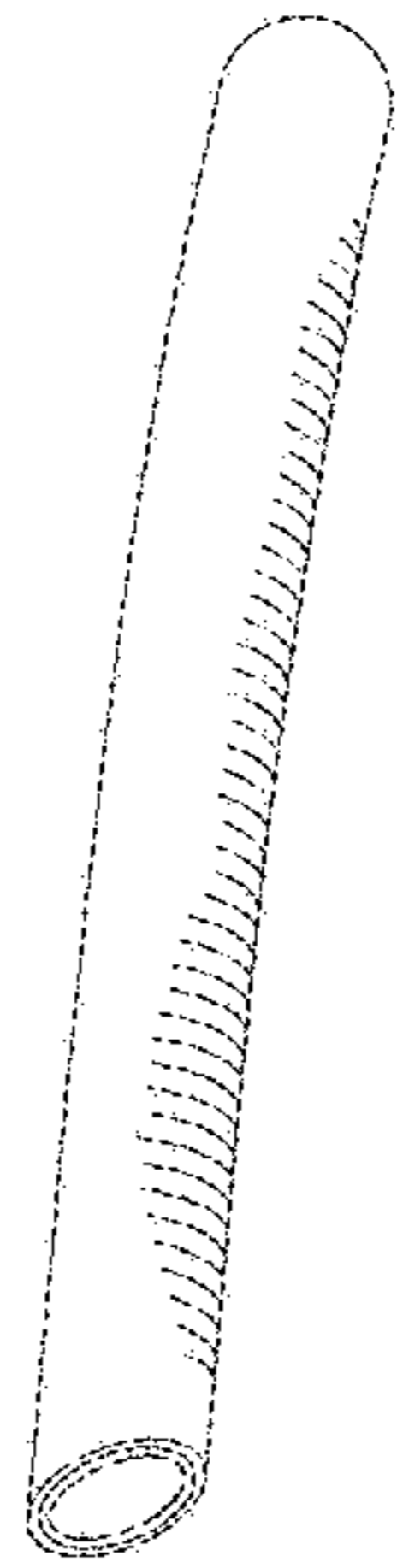


FIG. 5

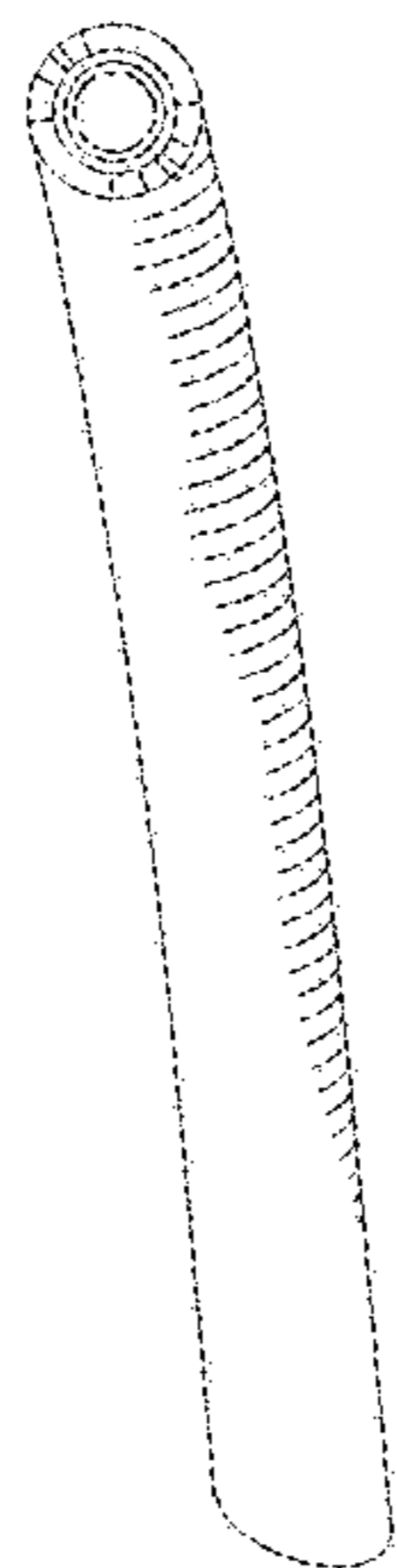


FIG. 6

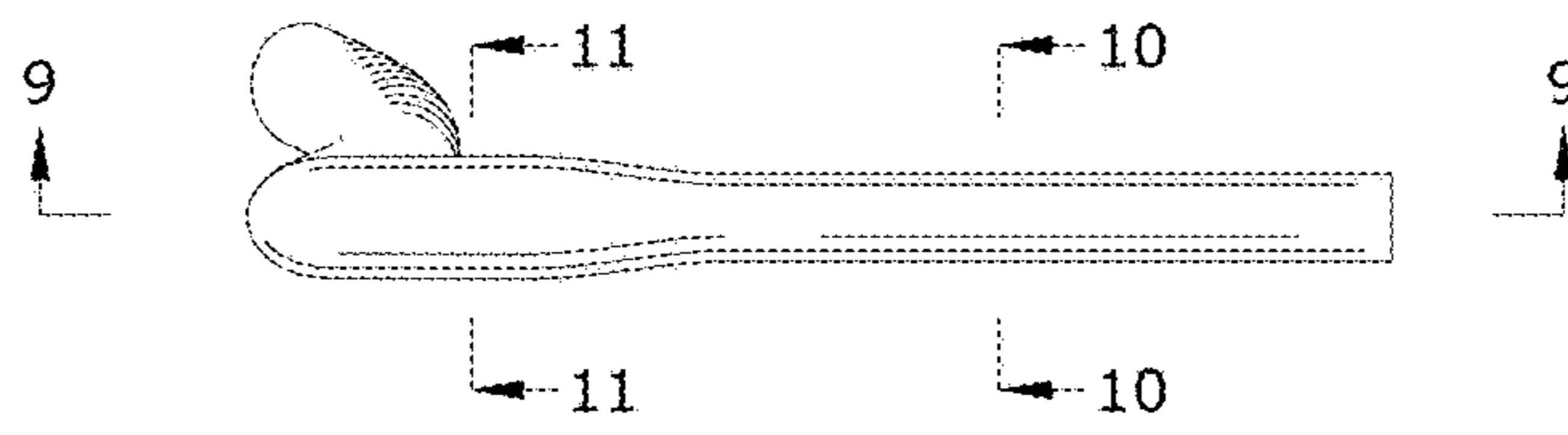


FIG. 7

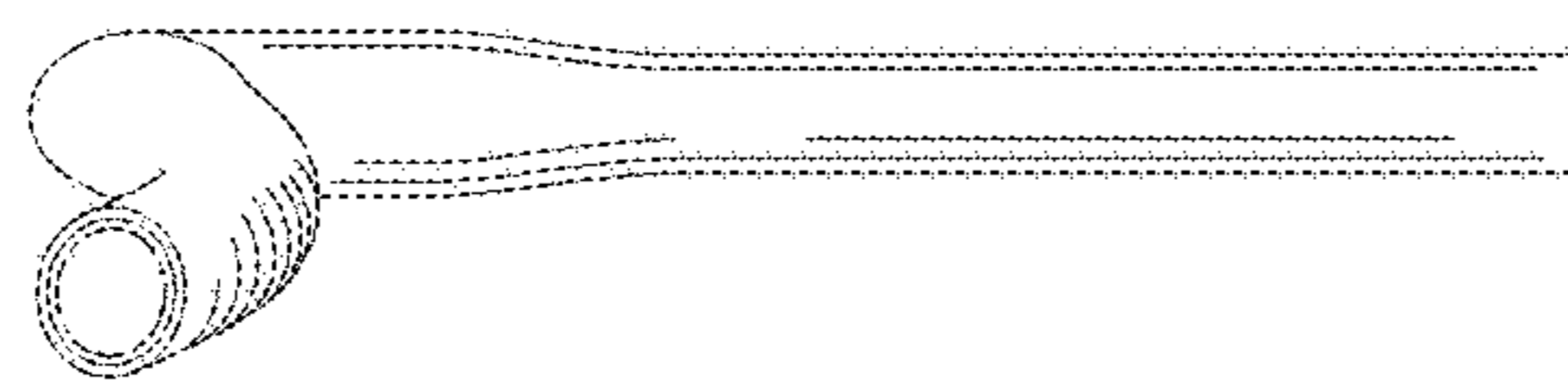


FIG. 8




FIG. 9

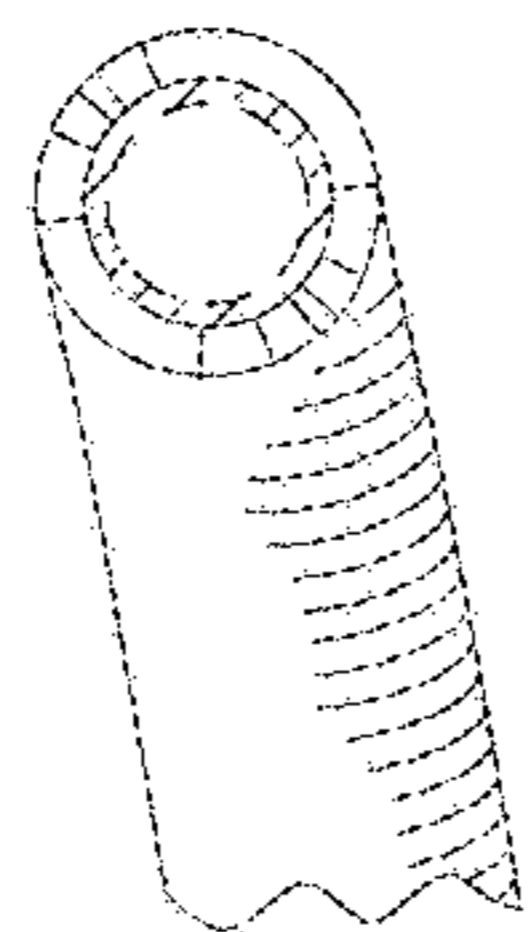


FIG. 10

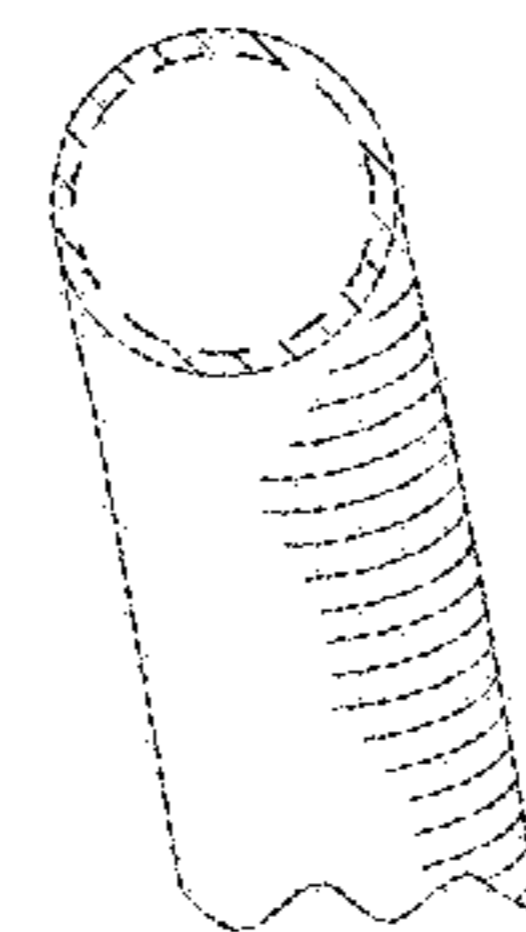


FIG. 11