



US00D856224S

(12) **United States Design Patent** (10) **Patent No.:** **US D856,224 S**  
**Nissl** (45) **Date of Patent:** **\*\* Aug. 13, 2019**

(54) **REAR BUMPER FOR A VEHICLE**  
(71) Applicant: **Bayerische Motoren Werke Aktiengesellschaft, Munich (DE)**  
(72) Inventor: **Florian Dieter Nissl, Haimhausen (DE)**  
(73) Assignee: **Bayerische Motoren Werke Aktiengesellschaft, Munich (DE)**

D801,890 S \* 11/2017 Han ..... D12/169  
D813,115 S \* 3/2018 Holstein ..... D12/169  
D841,531 S \* 2/2019 Munakata ..... D12/169  
D842,770 S \* 3/2019 Kamahara ..... D12/169  
D842,774 S \* 3/2019 Munakata ..... D12/169

(\*\*) Term: **15 Years**  
(21) Appl. No.: **29/646,414**

**FOREIGN PATENT DOCUMENTS**

WO WO DM/065992 12/2004  
WO WO DM/084222 2/2015  
WO WO DM/096281 11/2017

(22) Filed: **May 4, 2018**  
(30) **Foreign Application Priority Data**

\* cited by examiner

*Primary Examiner* — Melody N Brown  
(74) *Attorney, Agent, or Firm* — Crowell & Moring LLP

Nov. 10, 2017 (DE) ..... 40 2017 101 231

(57) **CLAIM**

The ornamental design for a rear bumper for a vehicle, as shown and described.

(51) **LOC (12) Cl.** ..... **12-16**

**DESCRIPTION**

(52) **U.S. Cl.**  
USPC ..... **D12/169**

This application contains subject matter related to the following co-pending U.S. design patent applications:

(58) **Field of Classification Search**  
USPC .... D12/169, 216, 90-92, 86, 171, 196, 163, D12/164; 293/102, 113, 115, 117, 120; 296/180.1, 180.2

Application Ser. No. 29/605,297, filed May 25, 2017 and entitled "Rear Bumper for a Vehicle"; and Application Ser. No. 29/646,413, filed herewith and entitled "Rear Bumper for a Vehicle".

CPC ..... B60R 19/02; B60R 19/04; B62D 25/08  
See application file for complete search history.

FIG. 1 is a front view of a rear bumper for a vehicle according to the design;

(56) **References Cited**

**U.S. PATENT DOCUMENTS**

D772,118 S \* 11/2016 Schneider ..... D12/169  
D772,123 S 11/2016 Zurian  
D795,141 S \* 8/2017 Ikeda ..... D12/169  
D801,885 S \* 11/2017 Melikian ..... D12/169  
D801,888 S \* 11/2017 Yang ..... D12/169

FIG. 2 is a left, front perspective view thereof;

FIG. 3 is a right, front perspective view thereof;

FIG. 4 is a left side view thereof;


FIG. 5 is a right side view thereof;

FIG. 6 is a top view thereof;

FIG. 7 is a bottom view thereof; and,

FIG. 8 is a rear view thereof.

**1 Claim, 8 Drawing Sheets**






Fig. 1



Fig. 2




Fig. 3




Fig. 4

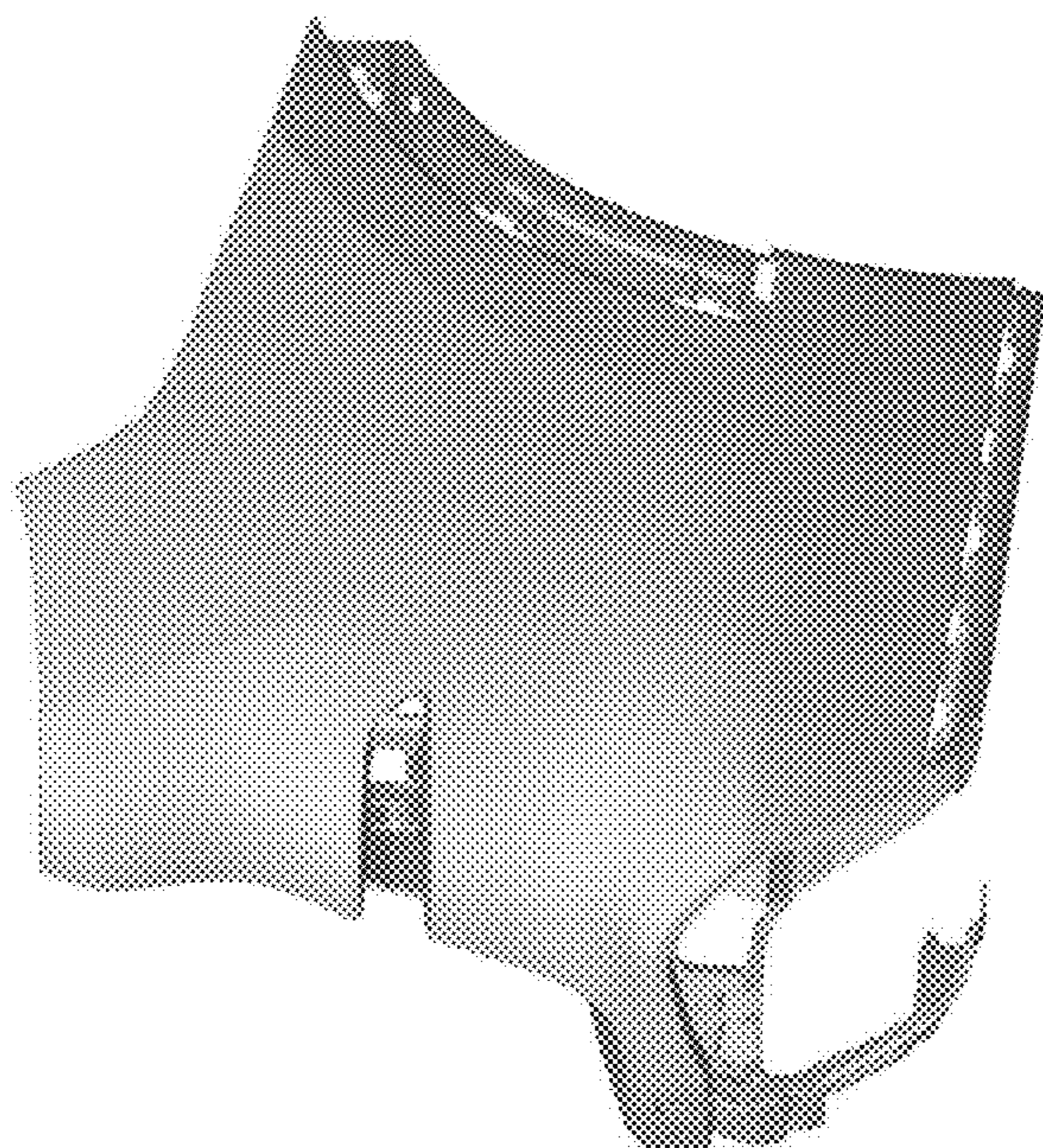


Fig. 5

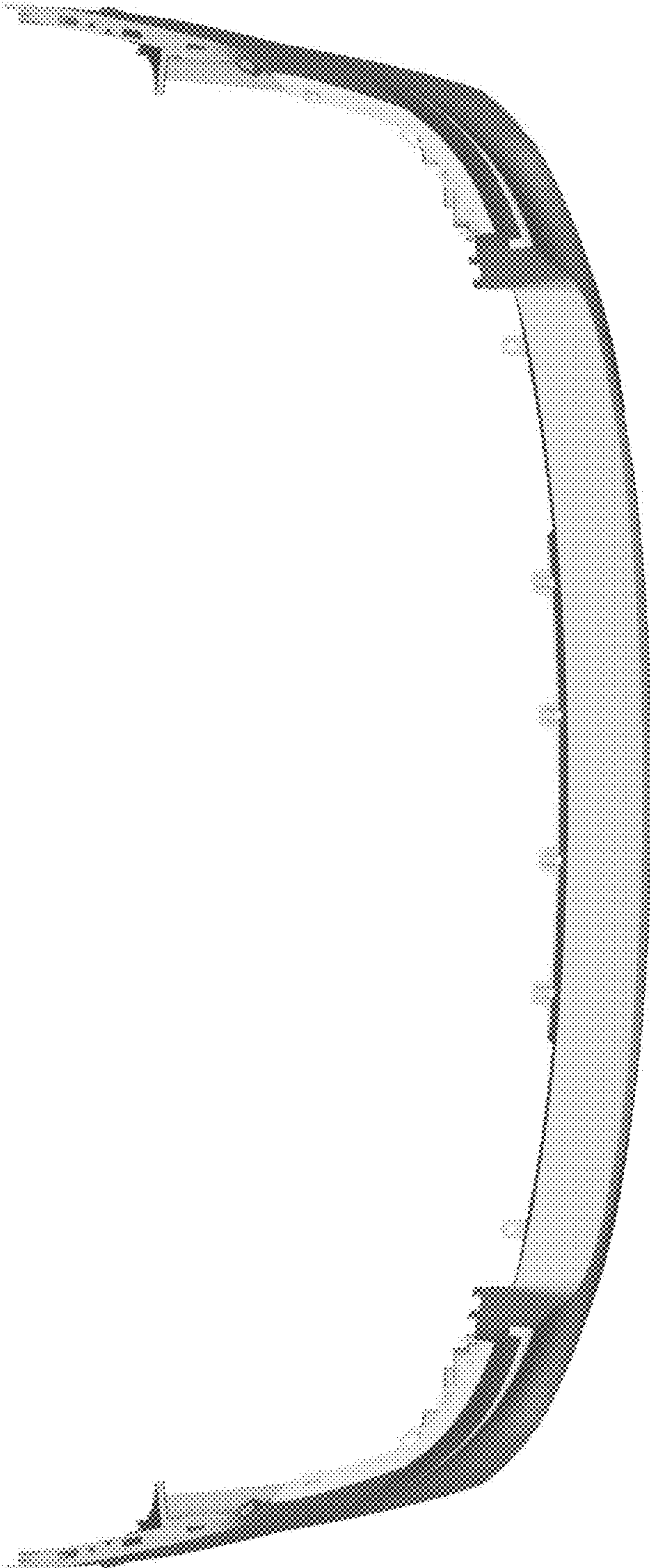


Fig. 6

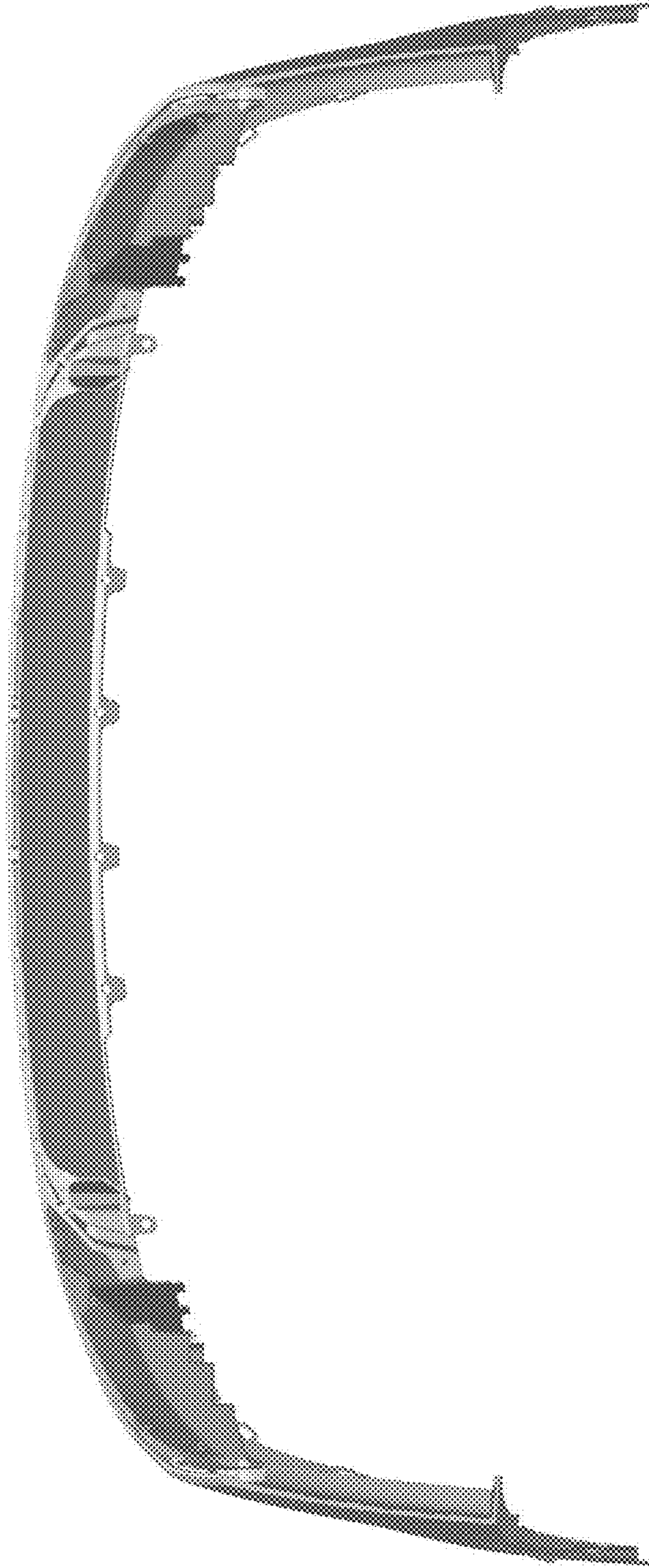


Fig. 7



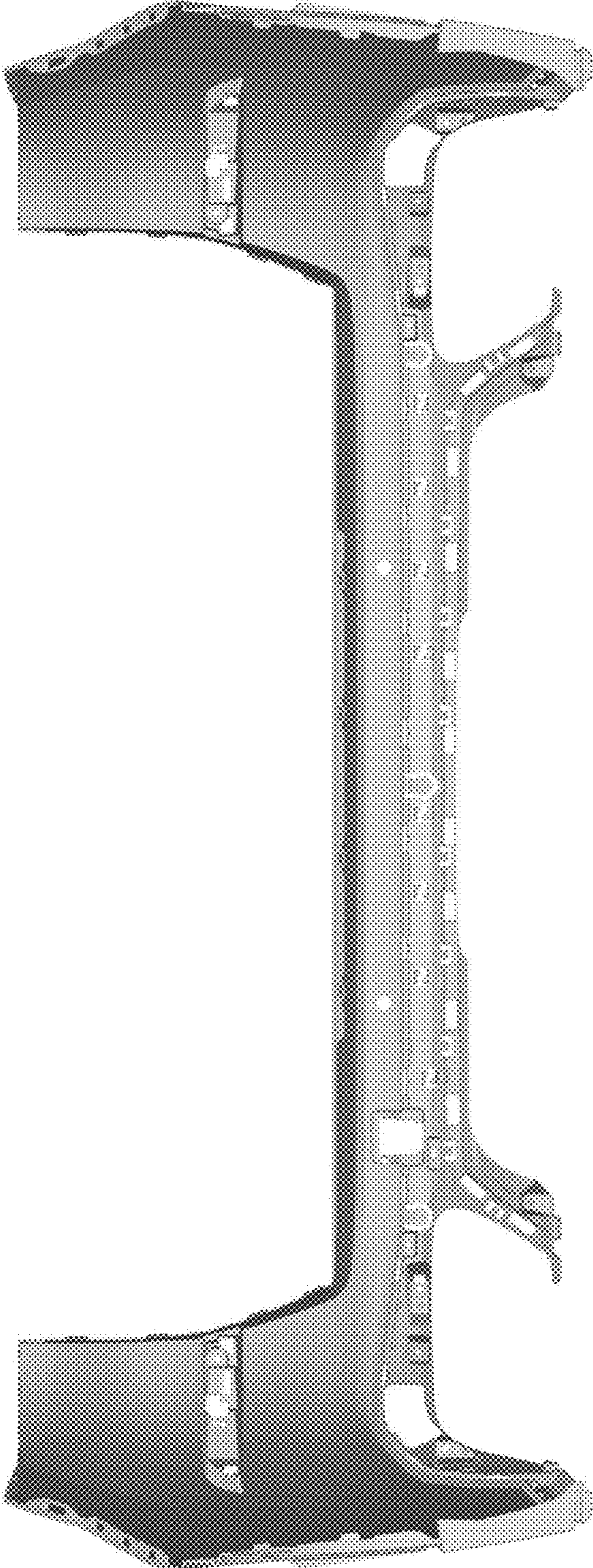


Fig. 8