



US00D856220S

(12) **United States Design Patent** (10) **Patent No.:** **US D856,220 S**
Koyama et al. (45) **Date of Patent:** **** Aug. 13, 2019**

- (54) **FRONT BUMPER FOR AN AUTOMOBILE**
- (71) Applicants: **Hideo Koyama**, Tokai (JP); **Daisuke Iguchi**, Mizuho (JP); **Tatsuya Sonoda**, Mouans-Sartoux (FR)
- (72) Inventors: **Hideo Koyama**, Tokai (JP); **Daisuke Iguchi**, Mizuho (JP); **Tatsuya Sonoda**, Mouans-Sartoux (FR)
- (73) Assignee: **TOYOTA JIDOSHA KABUSHIKI KAISHA** (JP)

D829,616 S *	10/2018	Fuchino	D12/169
D829,617 S *	10/2018	Takamatsu	D12/169
D829,618 S *	10/2018	Kamahara	D12/169
D830,250 S *	10/2018	Tomita	D12/169
D835,014 S *	12/2018	Ea	D12/169
D839,150 S *	1/2019	Roller	D12/169
D839,151 S *	1/2019	Cartabiano	D12/169

- (**) Term: **15 Years**
- (21) Appl. No.: **29/645,109**
- (22) Filed: **Apr. 24, 2018**

- (30) **Foreign Application Priority Data**
Oct. 25, 2017 (JP) 2017-023725
- (51) **LOC (12) Cl.** **12-16**
- (52) **U.S. Cl.**
USPC **D12/169**
- (58) **Field of Classification Search**
USPC D12/169, 216, 90-92, 86, 171, 196, 163;
293/102, 113, 115, 117, 120; 296/180.1,
296/180.2
CPC B60R 19/02; B60R 19/04; B62D 25/08
See application file for complete search history.

- (56) **References Cited**
U.S. PATENT DOCUMENTS
D824,820 S * 8/2018 Nakamura D12/169
D825,410 S * 8/2018 Nakamura D12/169

OTHER PUBLICATIONS

Netcarshow, Toyota C-HR (2018), <https://www.netcarshow.com/toyota/2018-c-hr_us-version/>, available as early as Jul. 27, 2017.
Netcarshow, Honda CR-V (2017), <<https://www.netcarshow.com/honda/2017-cr-v/>>, available as early as Jul. 27, 2017.

* cited by examiner

Primary Examiner — Melody N Brown
(74) *Attorney, Agent, or Firm* — Saidman DesignLaw Group, LLC


(57) **CLAIM**

The ornamental design for a front bumper for an automobile, as shown and described.

DESCRIPTION

FIG. 1 is a perspective view of a front bumper for an automobile showing our new design;
FIG. 2 is a front view thereof;
FIG. 3 is a rear view thereof;
FIG. 4 is a left side view thereof;
FIG. 5 is a right side view thereof;
FIG. 6 is a top view thereof; and,
FIG. 7 is a bottom view thereof.
The claimed design is indicated by the relatively dark portions in the figures. The relatively light portions form no part of the claimed design.

1 Claim, 7 Drawing Sheets



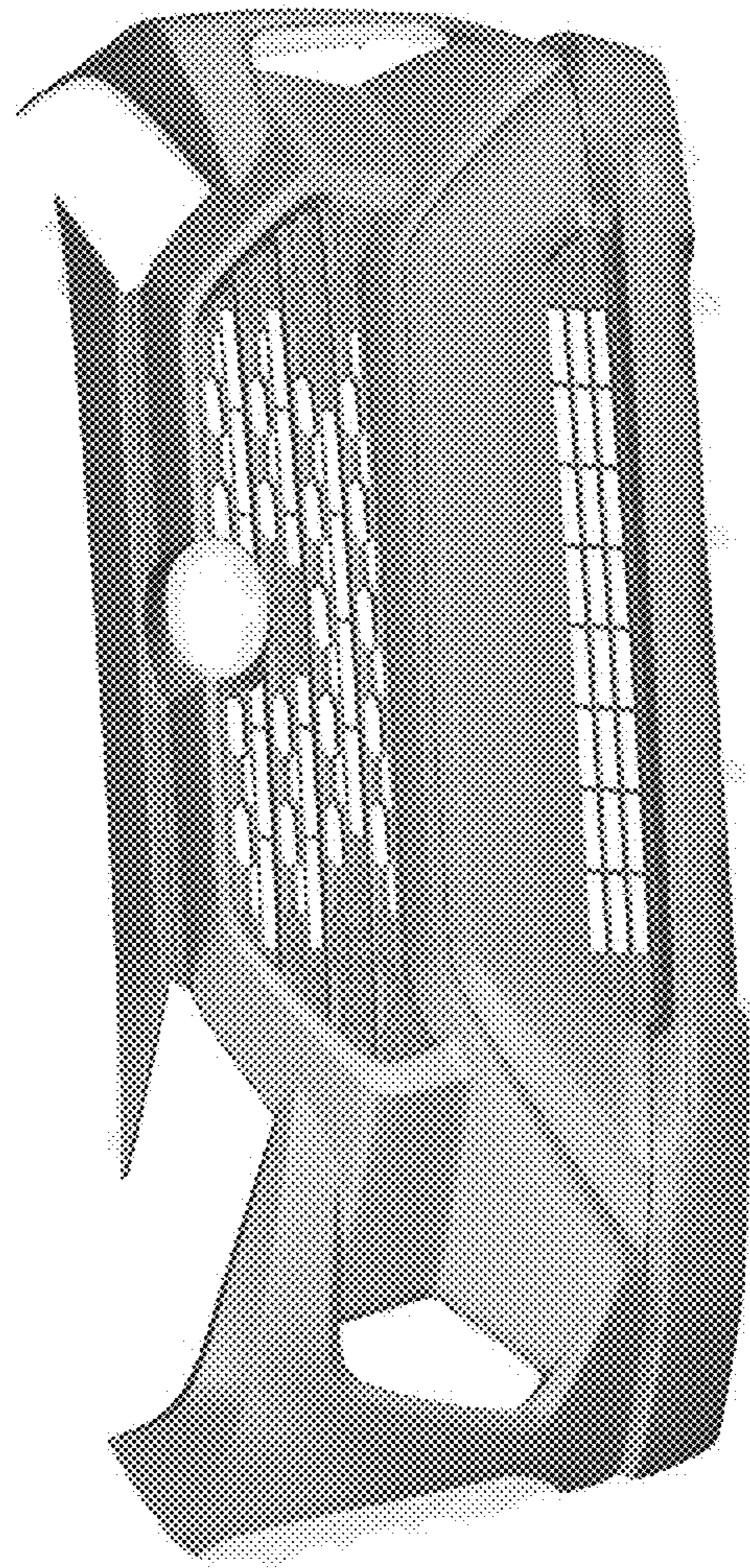


FIG. 1




FIG. 2




FIG. 3




FIG. 4




FIG. 5




FIG. 6




FIG. 7