



US00D856181S

(12) **United States Design Patent**
Kalyan et al.

(10) **Patent No.:** **US D856,181 S**

(45) **Date of Patent:** **** Aug. 13, 2019**

(54) **CONTROL ENCLOSURE**

(71) Applicant: **Honeywell International Inc.,**
Morristown, NJ (US)

(72) Inventors: **Vivek Kalyan**, Bangalore (IN);
Unmesh Shankar Kulkarni, Bangalore
(IN)

(73) Assignee: **Honeywell International Inc.,** Morris
Plains, NJ (US)

(**) Term: **15 Years**

(21) Appl. No.: **29/634,110**

(22) Filed: **Jan. 18, 2018**

(51) **LOC (12) Cl.** **10-05**

(52) **U.S. Cl.**
USPC **D10/106.95**

(58) **Field of Classification Search**
USPC D13/162, 164, 194, 199; D10/104.1,
D10/106.1, 106.2, 106.95
CPC G08B 17/00; G08B 17/10; G08B 17/103;
G08B 17/107; G08B 19/00; G08B 25/00;
G08B 29/02; G08B 29/04; G08B 29/08;
G08B 29/12; G08B 29/18; G08B 29/22;
H05K 5/0017

See application file for complete search history.

(56) **References Cited**

U.S. PATENT DOCUMENTS

D272,050 S * 1/1984 Gibbs D10/106.1
D272,435 S * 1/1984 Thornton D10/106.1
4,434,390 A * 2/1984 Elms H02H 7/0822
318/473
D328,260 S * 7/1992 Loew D10/106.95
6,100,789 A * 8/2000 Mizukami H05K 5/0017
340/287
D457,821 S * 5/2002 Amborn D10/49
D467,558 S * 12/2002 Morimoto D13/164
D470,786 S * 2/2003 Mizukami D10/104.1

6,960,987 B2 * 11/2005 Dohi G08B 17/00
340/286.05

7,380,210 B2 5/2008 Lontka et al.
D573,108 S * 7/2008 Pan D13/164
D575,239 S * 8/2008 Shah D13/162
D598,312 S * 8/2009 Kreier D10/106.95

(Continued)

FOREIGN PATENT DOCUMENTS

CN 201997033 U 10/2011

OTHER PUBLICATIONS

English language translation of bibliographic data and abstract for
CN201997033 (U).

(Continued)

Primary Examiner — Selina Sikder

(74) *Attorney, Agent, or Firm* — Brooks, Cameron &
Huebsch, PLLC

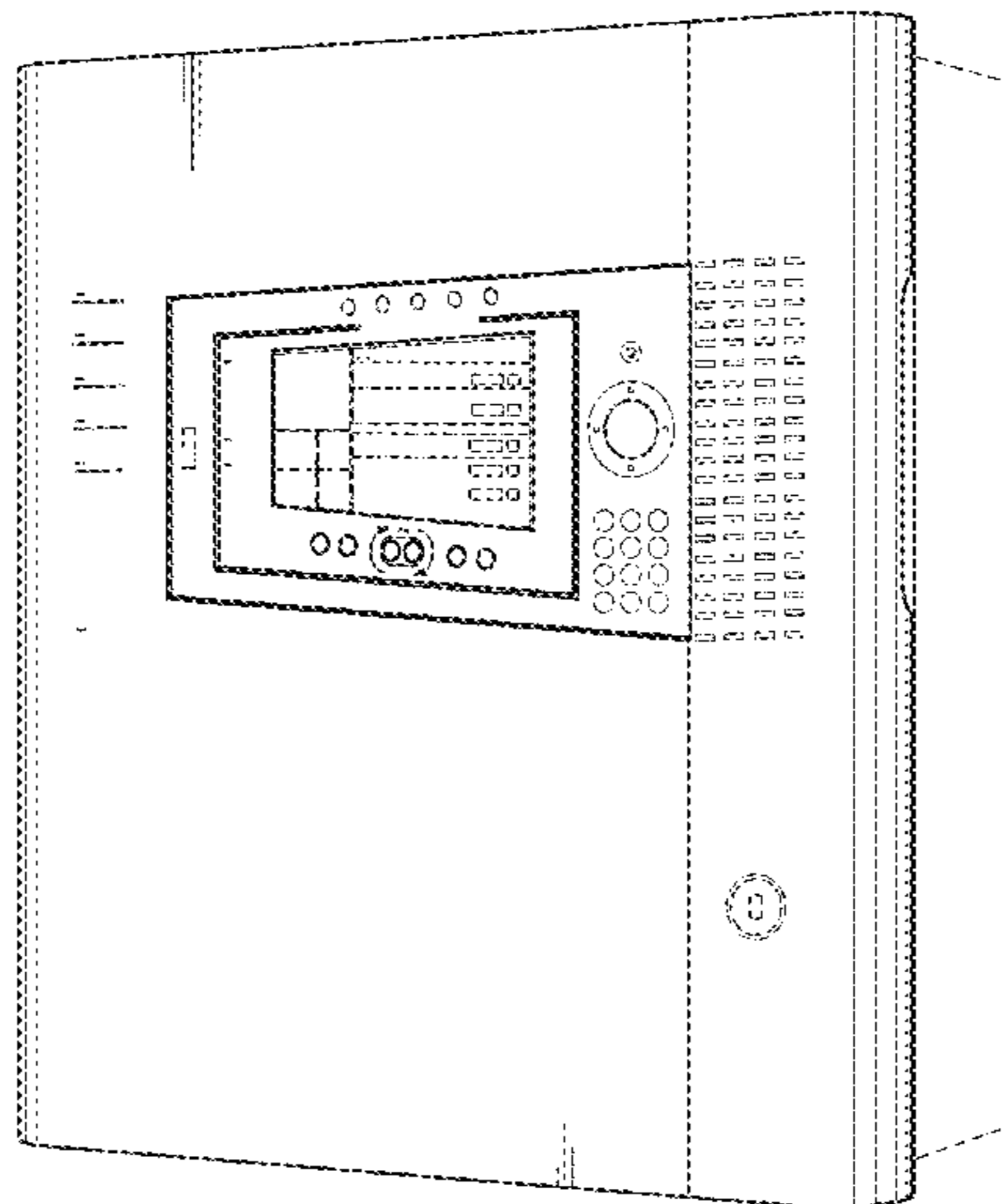
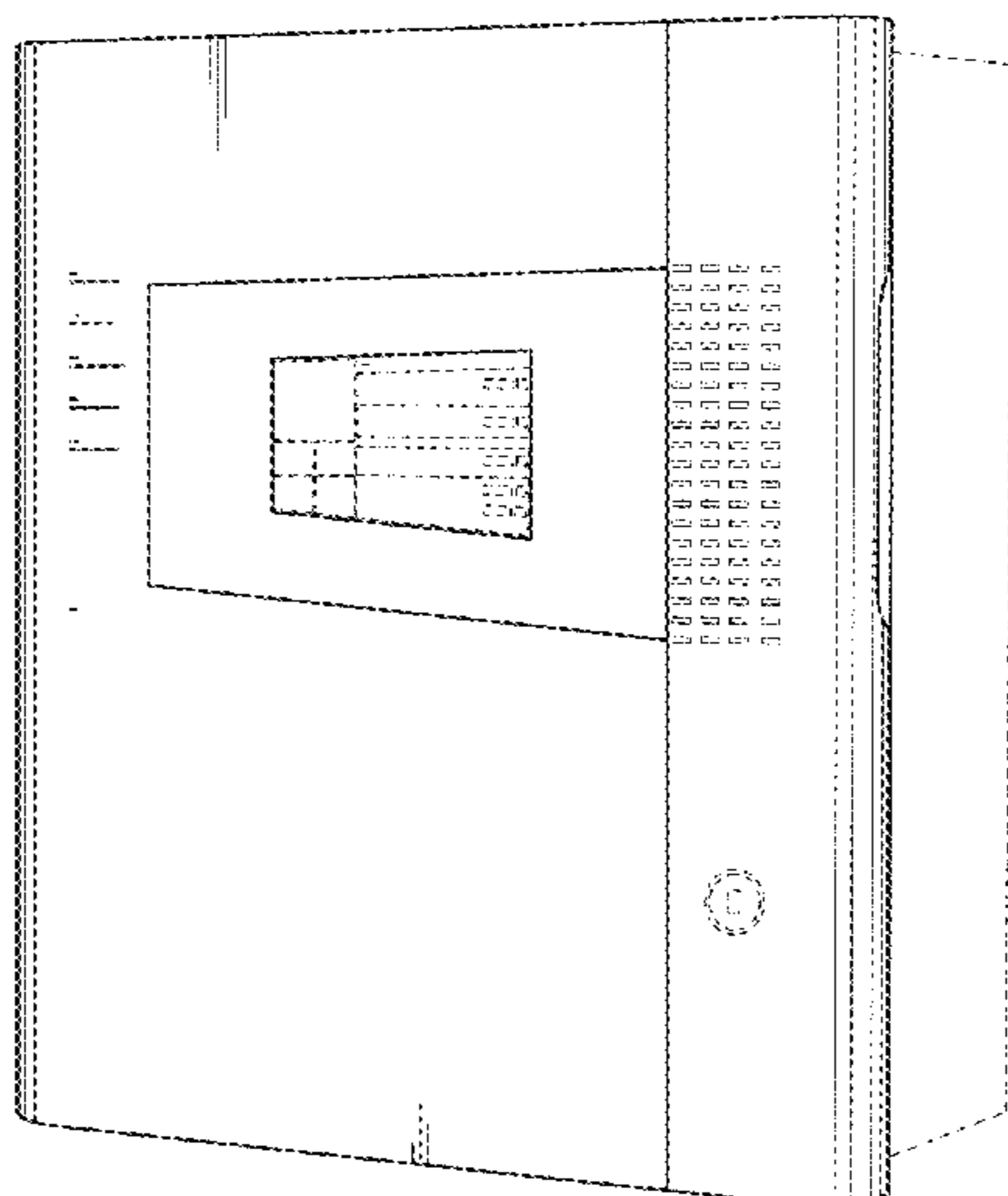
(57) **CLAIM**

The ornamental design for a control enclosure, as shown and
described.

DESCRIPTION

FIG. 1 is a perspective view of the control enclosure.
FIG. 2 is a perspective view thereof shown with the access
panel removed;
FIG. 3 is a front elevation view thereof.
FIG. 4 is a front elevation view thereof shown with the
access panel removed;
FIG. 5 is a top plan view thereof.
FIG. 6 is a bottom plan view thereof.
FIG. 7 is a right side elevation view thereof; and,
FIG. 8 is a left side elevation view thereof.
The broken lines in the drawings depict subject matter of the
control enclosure that forms no part of the claimed design.
The rear view of the control enclosure forms no part of the
claimed design.

1 Claim, 5 Drawing Sheets



(56)

References Cited

U.S. PATENT DOCUMENTS

D608,302 S * 1/2010 Liu D13/164
D630,537 S * 1/2011 Mizukami D10/106.95
D630,538 S * 1/2011 Tokutake D10/106.95
D653,626 S * 2/2012 Grunwald D13/164
D717,194 S * 11/2014 Nishina D10/106.95
D828,772 S * 9/2018 Wang D10/104.1
2004/0080409 A1 * 4/2004 Reghetti G06F 17/50
340/515
2014/0340215 A1 * 11/2014 Piccolo, III G08B 29/12
340/514
2015/0348399 A1 * 12/2015 Cree G08B 29/12
340/514
2016/0247385 A1 * 8/2016 Stafford G08B 25/08
2016/0300460 A1 10/2016 Kulkarni et al.

OTHER PUBLICATIONS

English language translation of abstract, description, and claims of CN201997033U.

Advanced—MxPro—The Leading Multiprotocol Intelligent Fire Panel, www.advancedco.com, accessed electronically on Oct. 3, 2017.

Examination Report from related Canadian Patent Application No. 181799, dated Mar. 22, 2019, 2 pages.

* cited by examiner

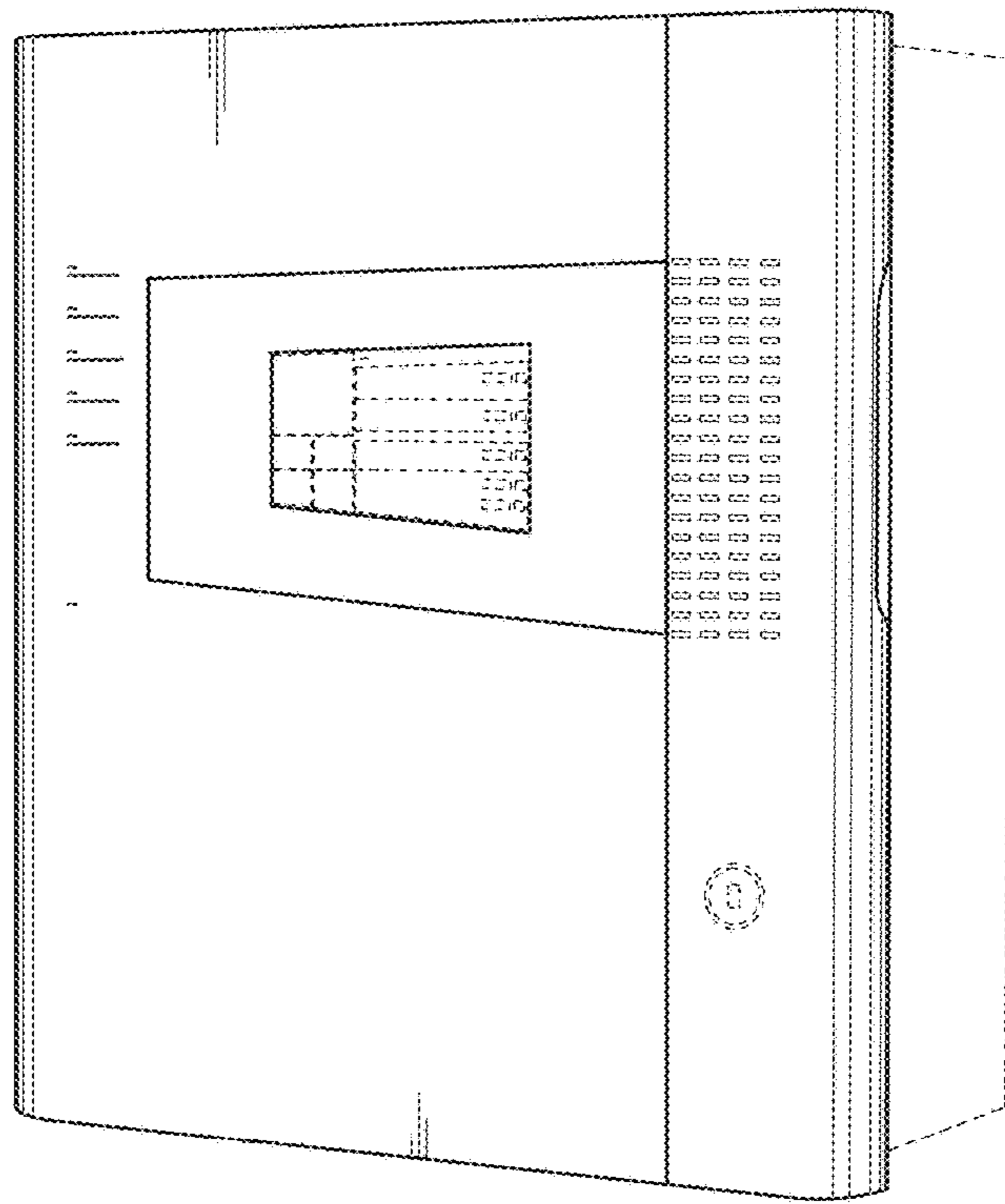


FIG. 1

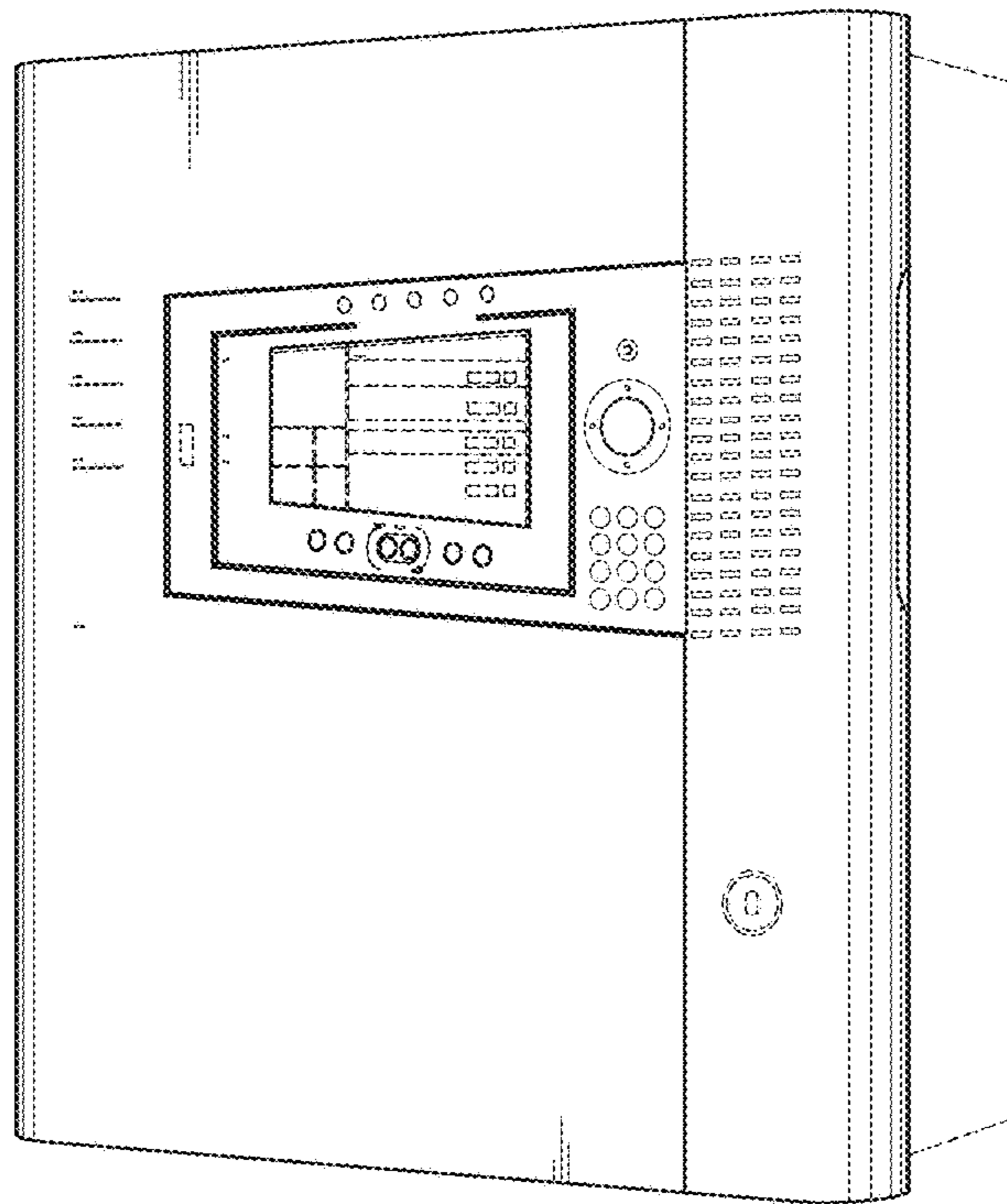


FIG. 2

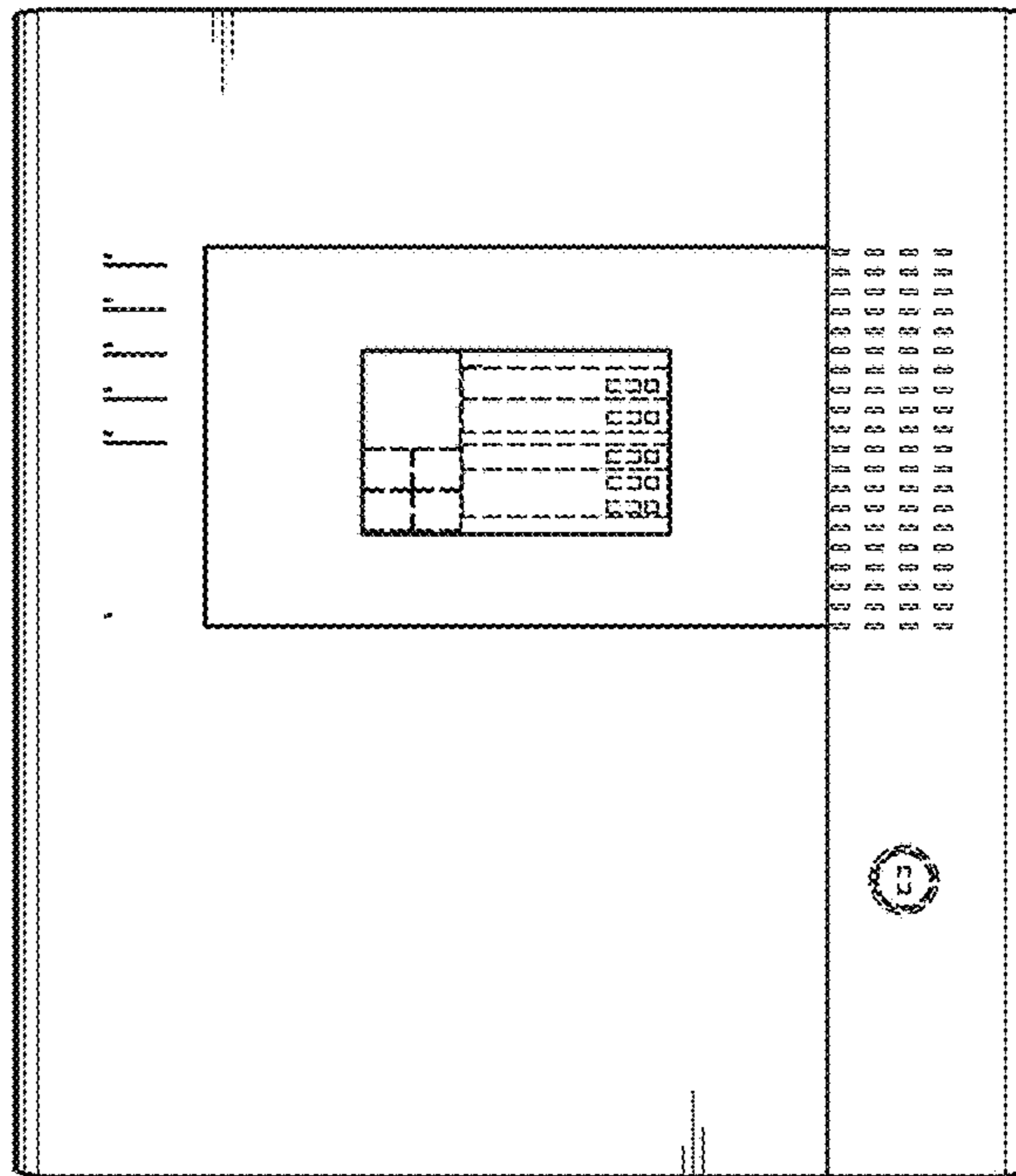


FIG. 3

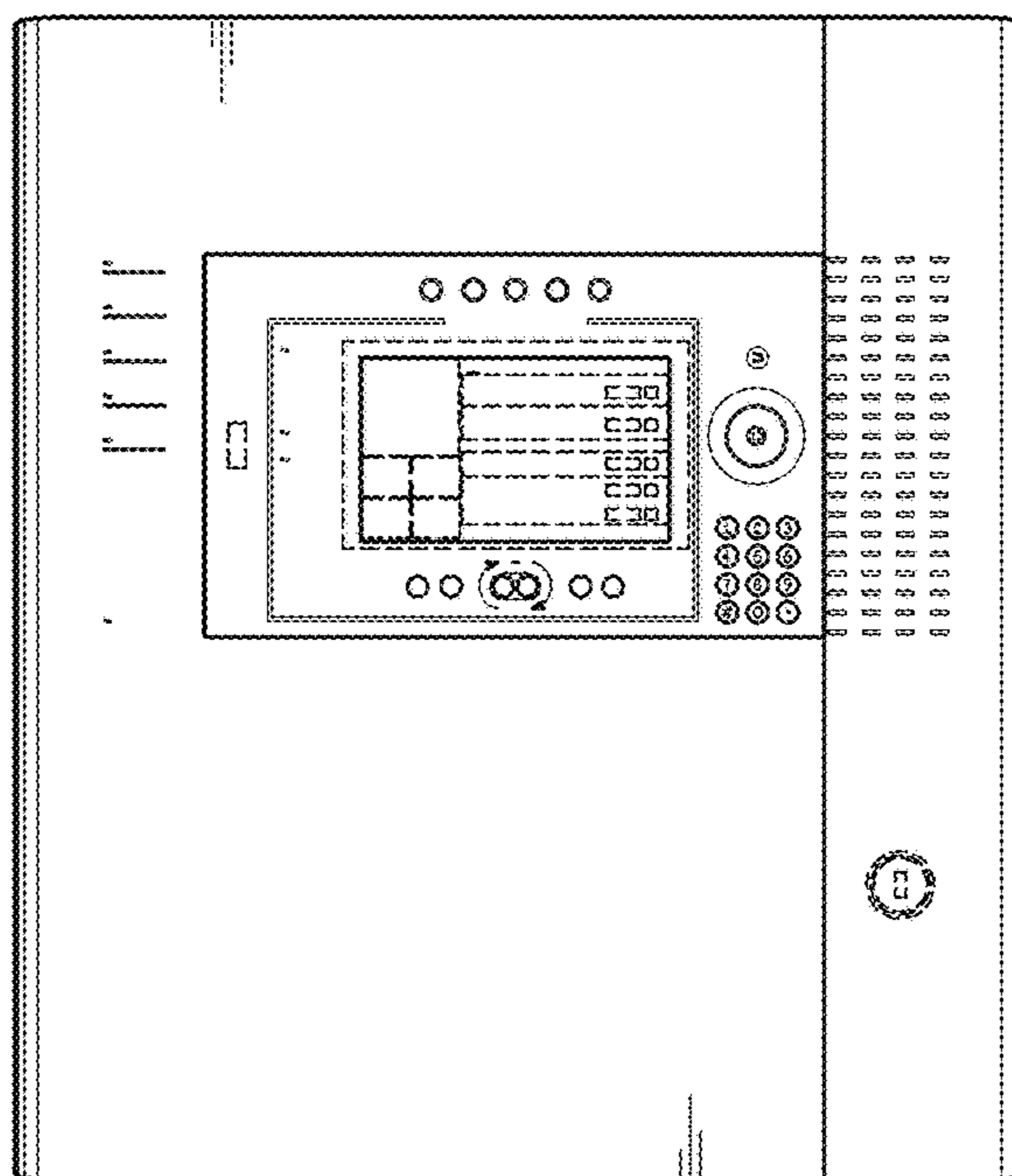


FIG. 4

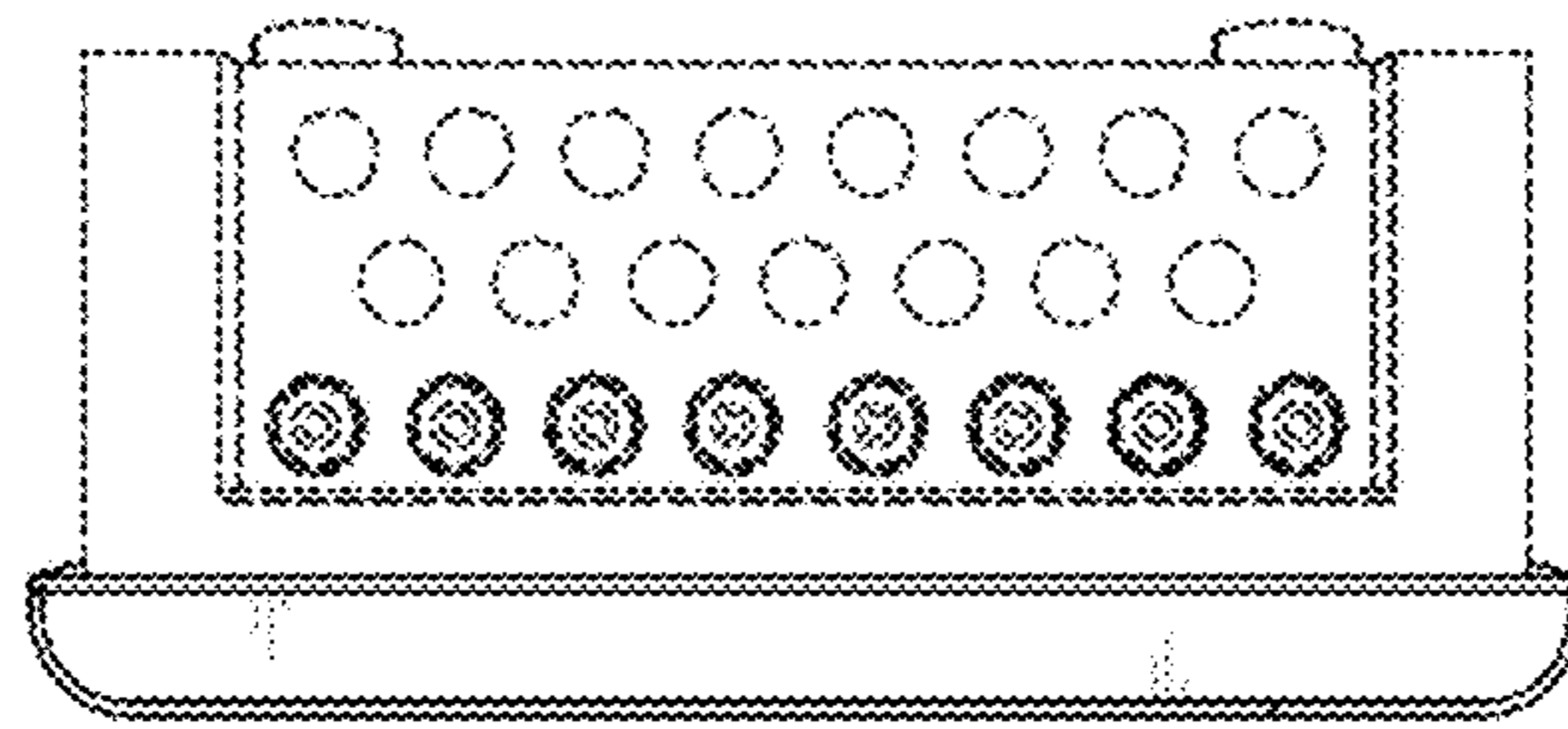


FIG. 5




FIG. 6




FIG. 7

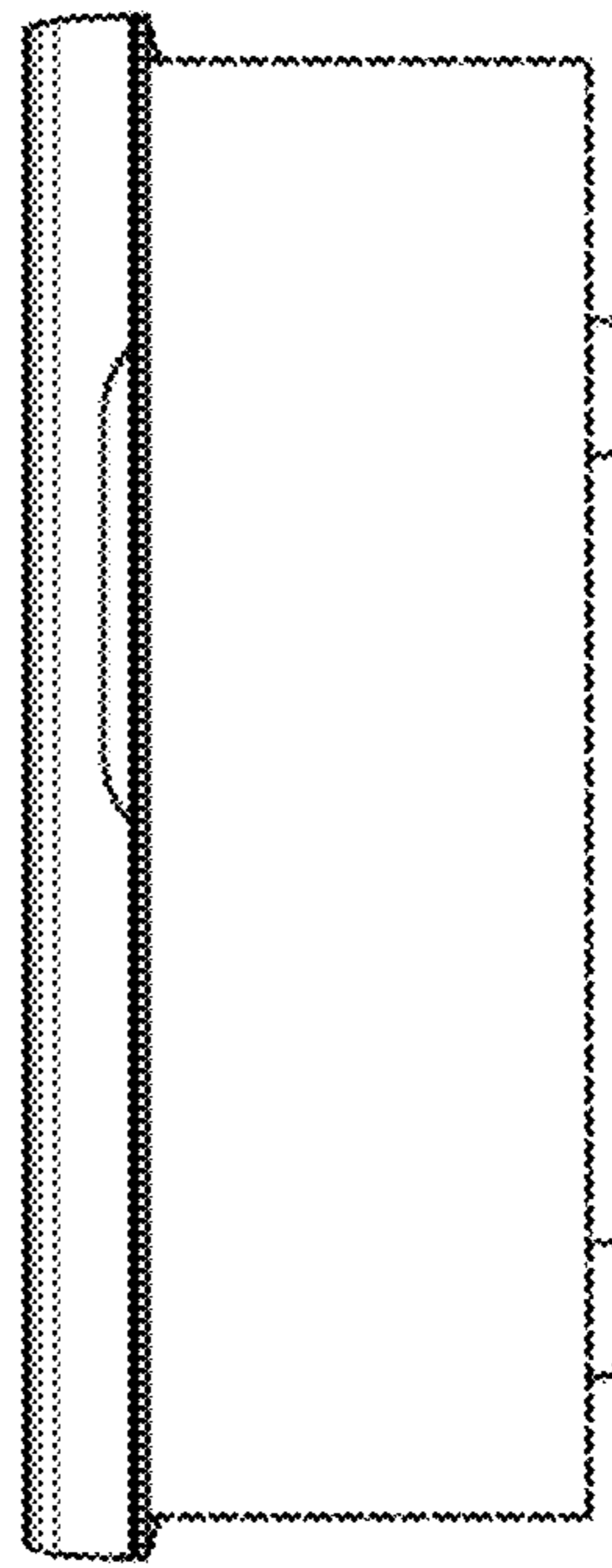


FIG. 8