



US00D856154S

(12) **United States Design Patent** (10) **Patent No.:** **US D856,154 S**
Liu et al. (45) **Date of Patent:** **** *Aug. 13, 2019**

- (54) **JAR**
- (71) Applicant: **VPET USA, INC.**, Fontana, CA (US)
- (72) Inventors: **Chang-Hsien Liu**, Fontana, CA (US);
Wayne Smith, Fontana, CA (US)
- (73) Assignee: **VPET USA, Inc.**, Fontana, CA (US)
- (*) Notice: This patent is subject to a terminal disclaimer.
- (**) Term: **15 Years**
- (21) Appl. No.: **29/613,099**
- (22) Filed: **Aug. 7, 2017**
- (51) **LOC (12) Cl.** **09-01**
- (52) **U.S. Cl.**
USPC **D9/563**; D9/574
- (58) **Field of Classification Search**
USPC D9/516, 530, 541, 542, 543, 544, 546,
D9/560, 563, 564, 565, 570-572, 575,
D9/715, 719; D7/300, 619.1; D3/202
CPC B65D 1/0223; B65D 1/0246; B65D
2501/0081; B65D 2203/00; B65D
2543/00194
See application file for complete search history.

- (56) **References Cited**
U.S. PATENT DOCUMENTS
D267,076 S * 11/1982 Hurtig D9/520
D423,366 S * 4/2000 Gans D9/541
D426,469 S * 6/2000 Mankowski D9/541
D435,455 S * 12/2000 Gans D9/541
D455,656 S * 4/2002 Gans D9/541
D465,418 S * 11/2002 Thierjung D9/542
D482,978 S * 12/2003 Nelson D9/560
D498,143 S * 11/2004 Rashid D9/541
D531,913 S * 11/2006 Heisner D9/560

- D542,668 S * 5/2007 Arthur D9/560
- D548,607 S * 8/2007 Langbein D9/454
- D558,583 S * 1/2008 Langbein D9/560
- D558,584 S * 1/2008 Blank D9/560
- D601,431 S * 10/2009 Serrano Diaz D9/542
- D607,743 S * 1/2010 Eble D9/559
- D630,518 S * 1/2011 Biesecker D9/547
- D655,181 S * 3/2012 Kraft D9/560
- D655,182 S * 3/2012 Kraft D9/560
- D696,958 S * 1/2014 Rex D9/435
- D701,769 S * 4/2014 Eble D9/520
- 9,033,194 B1 * 5/2015 Grabowski B65D 83/04
222/185.1
- D734,159 S * 7/2015 Brisson D9/560
- D742,242 S * 11/2015 McDaniel D9/553
- D760,088 S * 6/2016 Kaye D9/516
- D767,405 S * 9/2016 Orset D9/453
- D794,468 S * 8/2017 Ivie D9/520

* cited by examiner

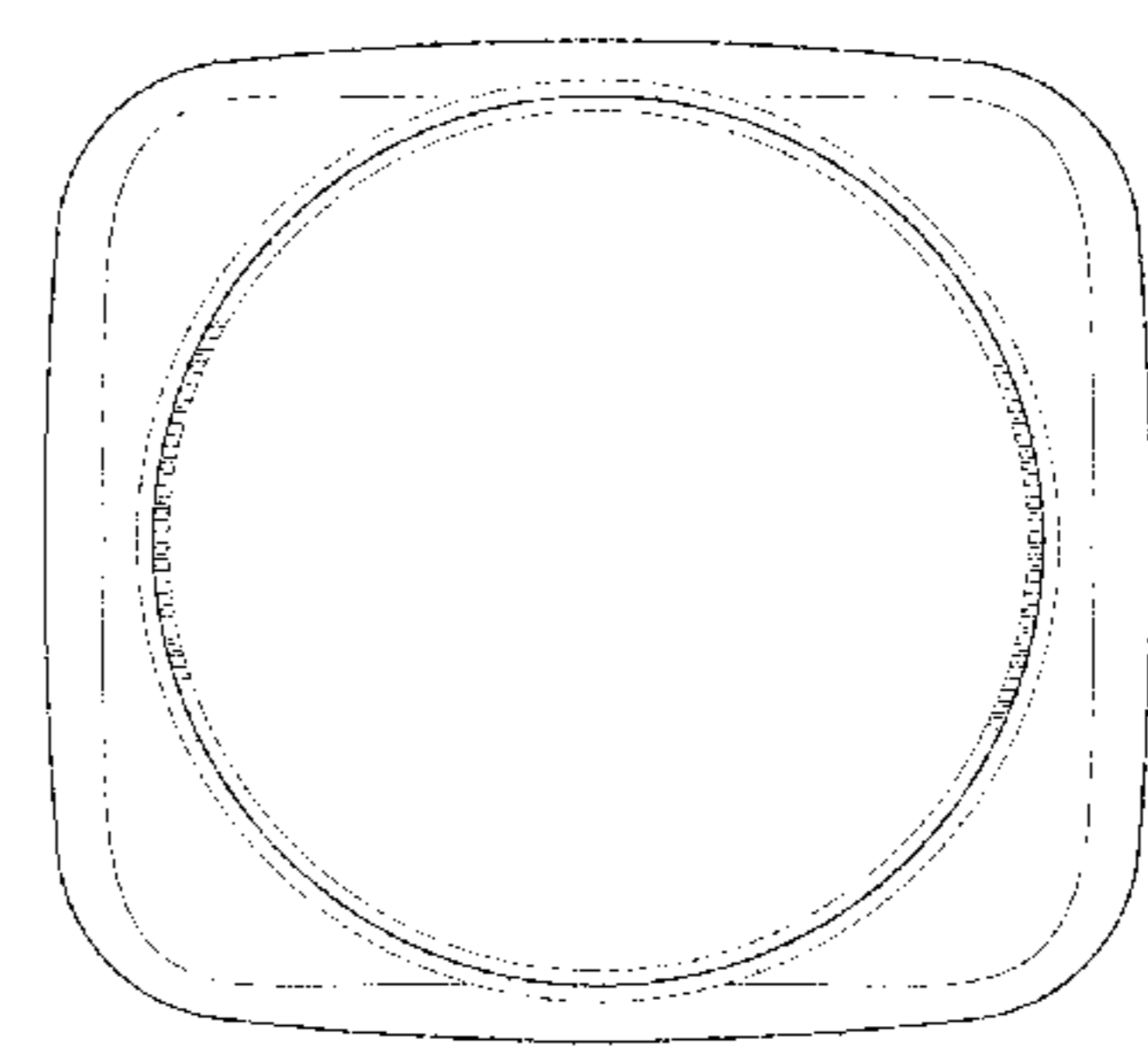
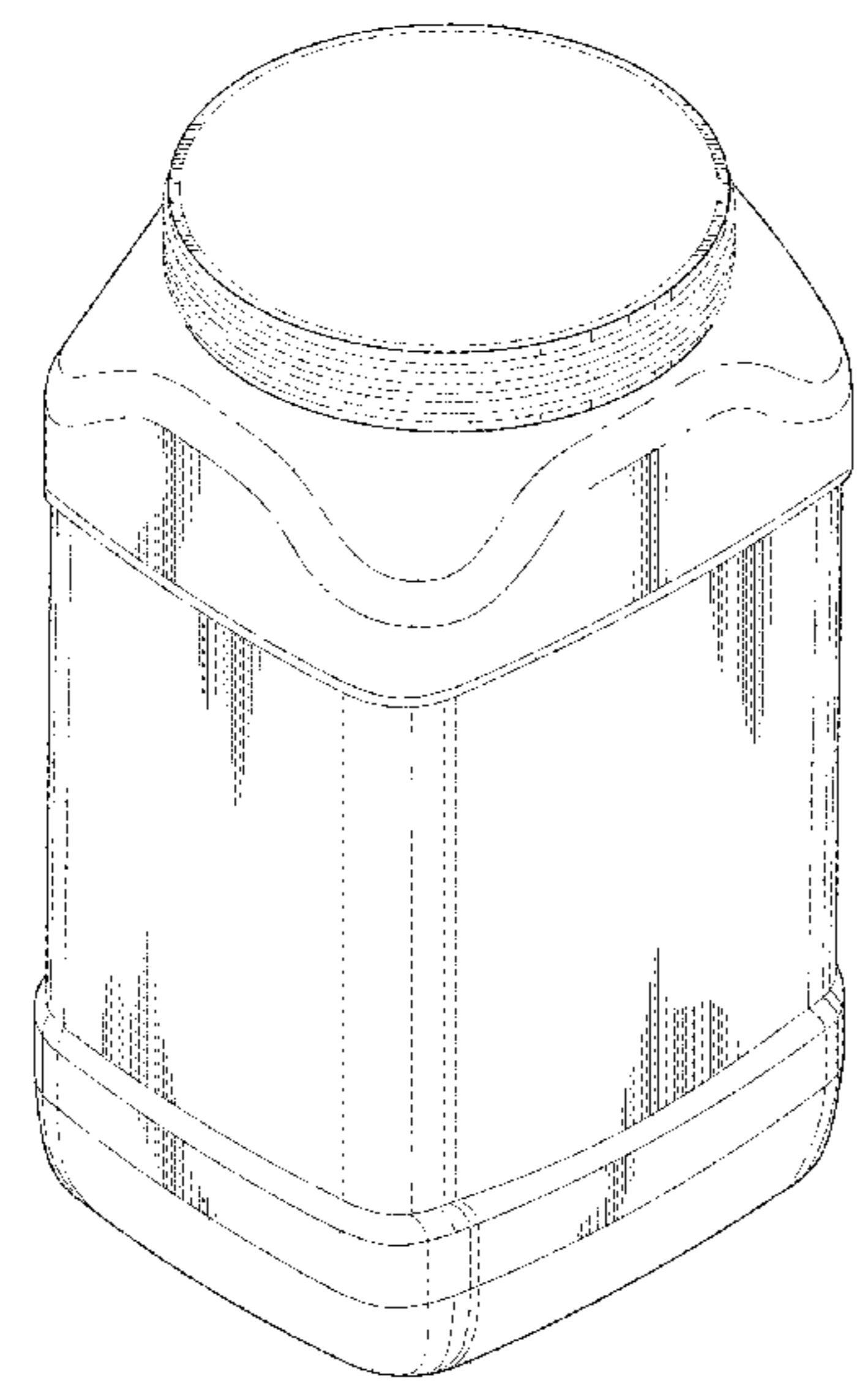
Primary Examiner — Ian Simmons
Assistant Examiner — Keith Frank
(74) *Attorney, Agent, or Firm* — Stradling Yocca Carlson & Rauth

(57) **CLAIM**
The ornamental design for a jar, as shown and described.

DESCRIPTION

FIG. 1 is a top, front, and right perspective view according to our new design;
FIG. 2 is a front elevation view thereof;
FIG. 3 is a rear elevation view thereof;
FIG. 4 is a left side elevation view thereof;
FIG. 5 is a right side elevation view thereof;
FIG. 6 is a top plan view thereof; and,
FIG. 7 is a bottom plan view thereof.
The broken lines in the drawings represent portions of the jar that form no part of the claimed design.

1 Claim, 7 Drawing Sheets






FIG. 1

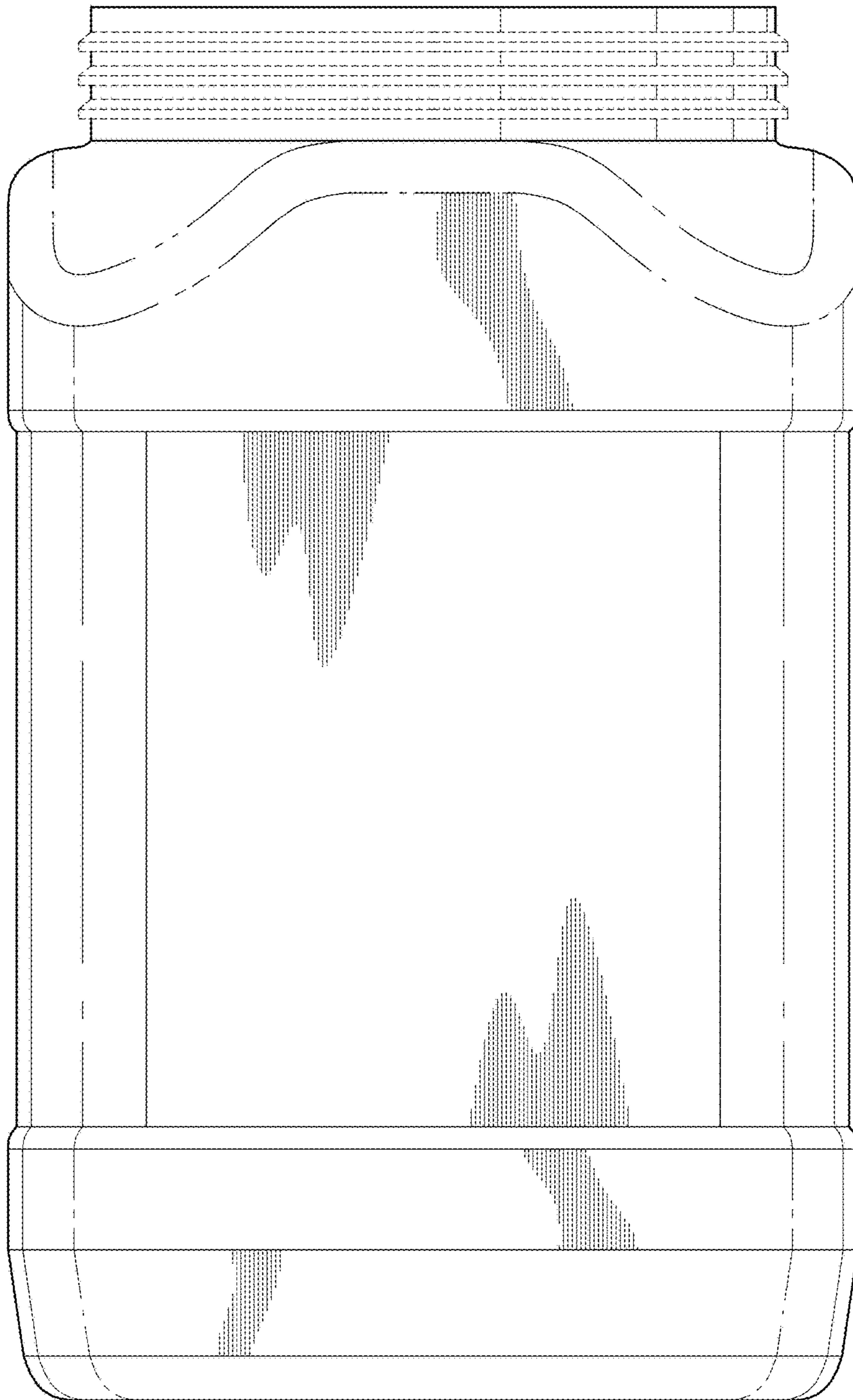


FIG. 2

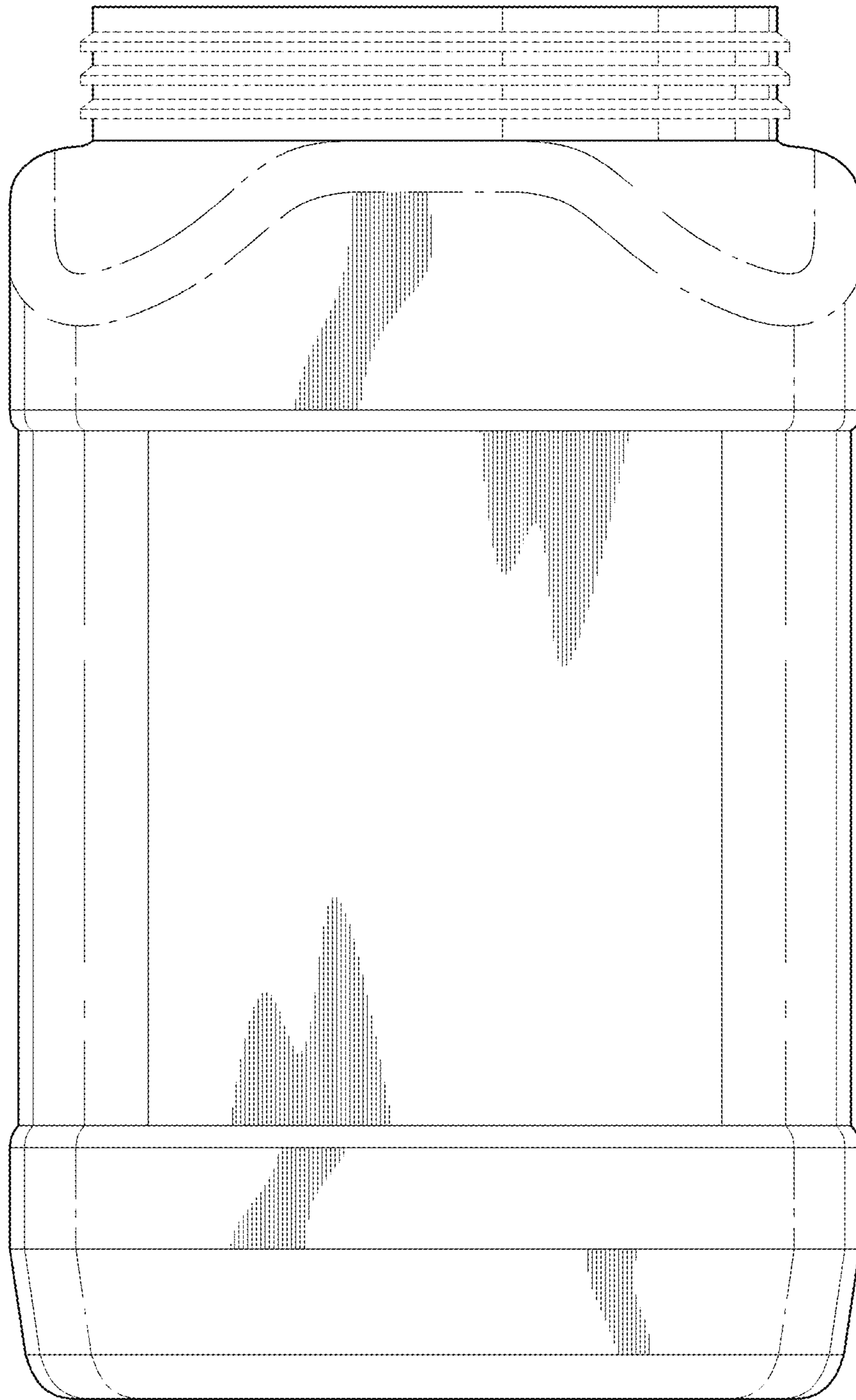


FIG. 3

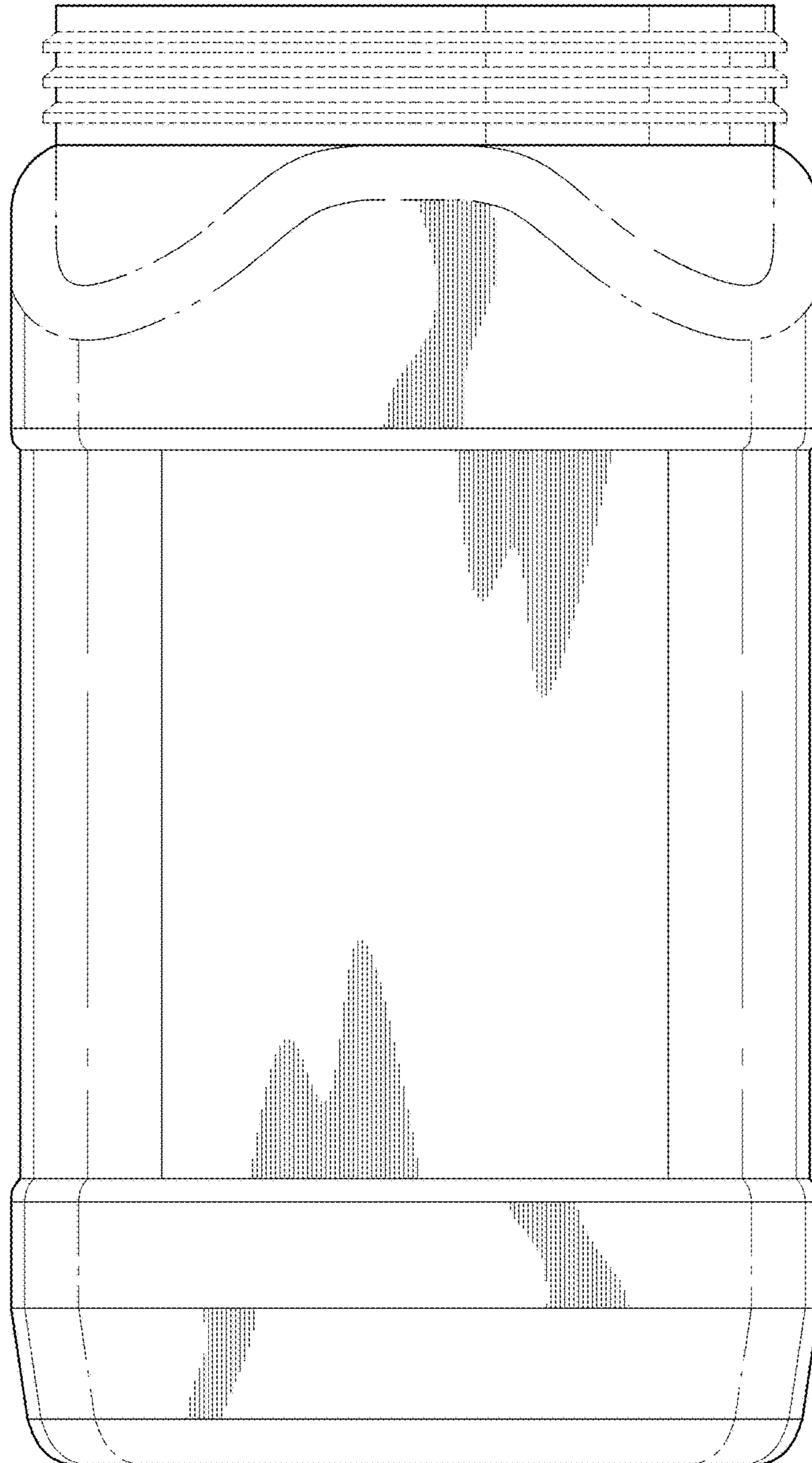


FIG. 4

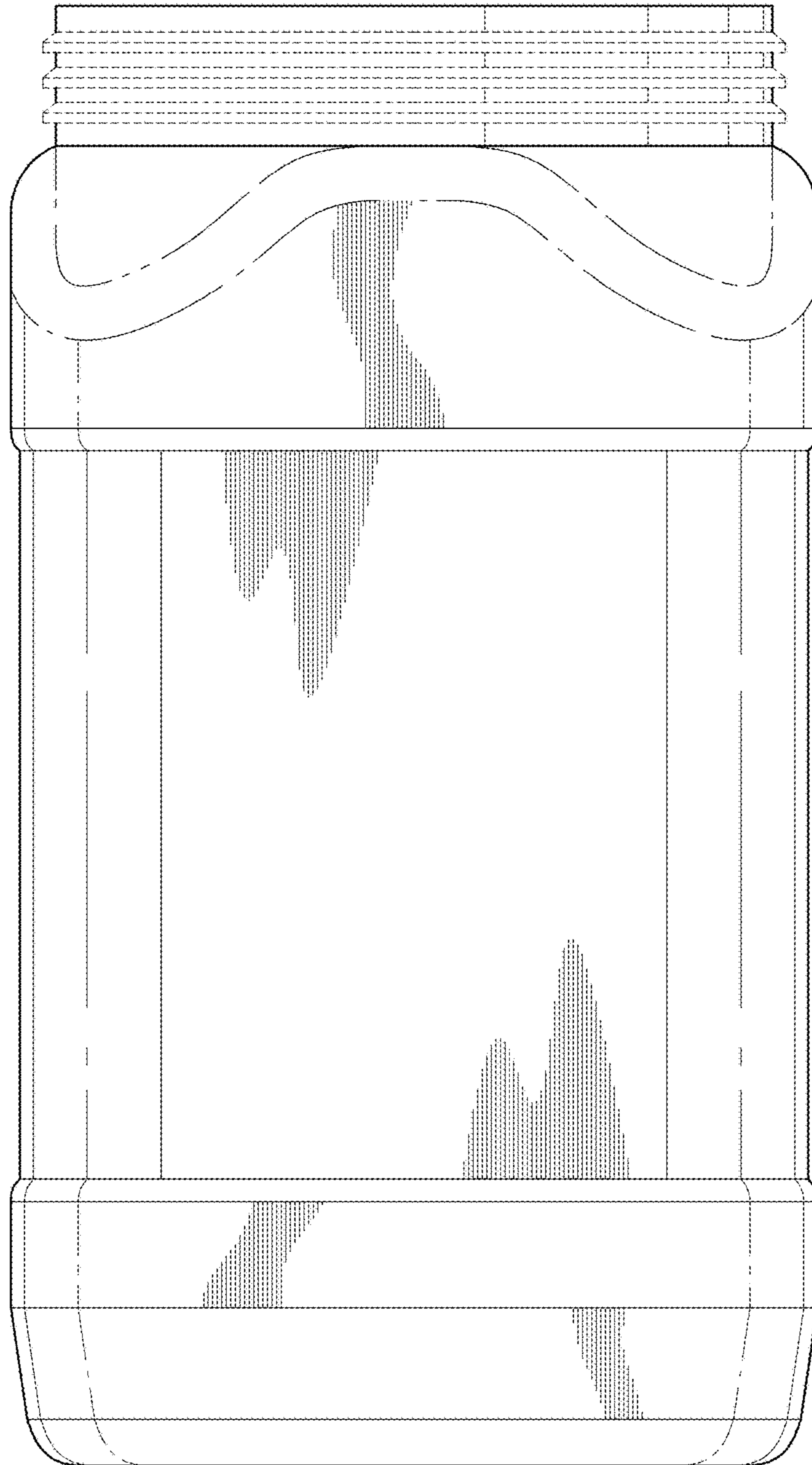


FIG. 5

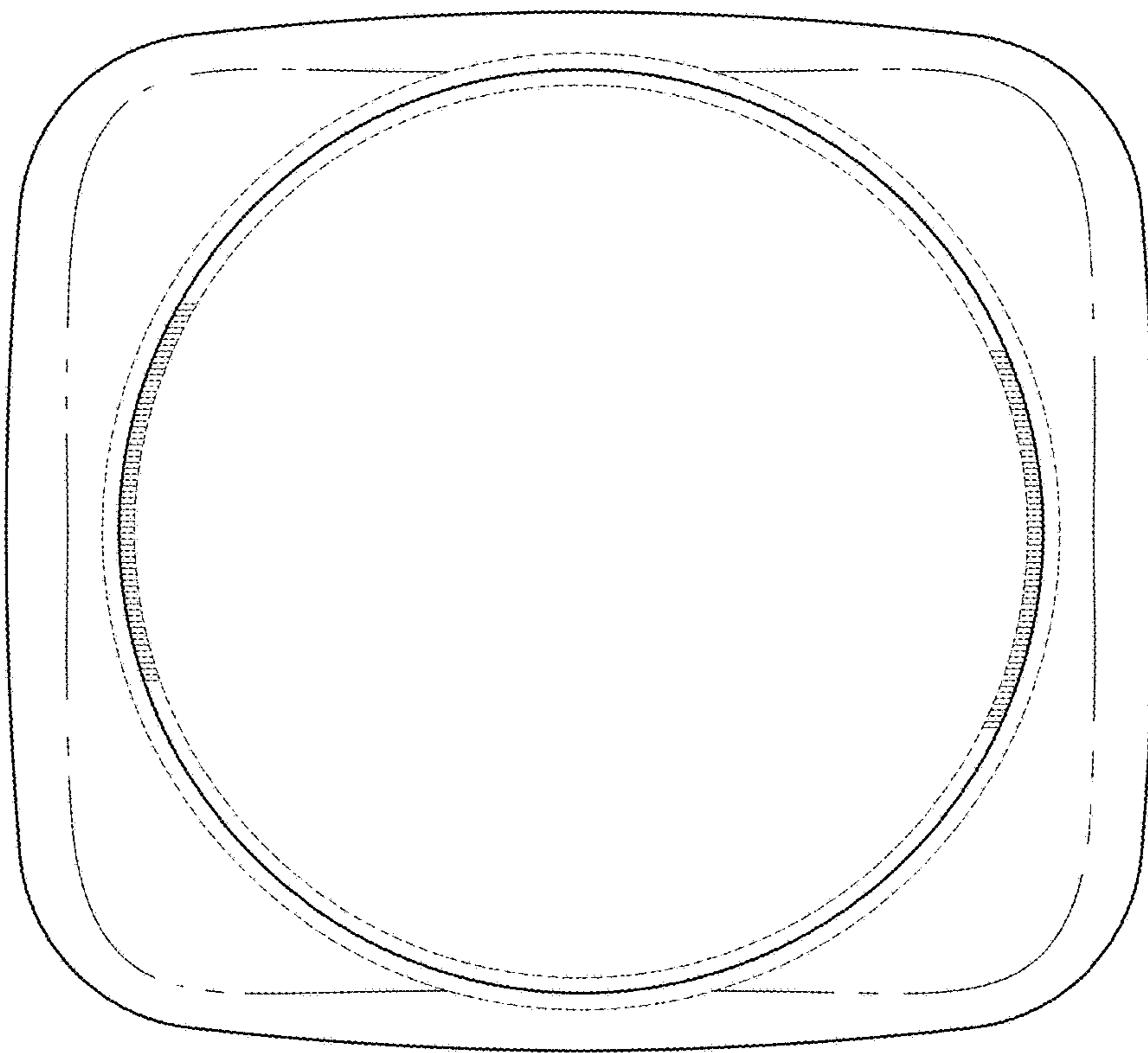


FIG. 6




FIG. 7