



US00D856135S

(12) **United States Design Patent** (10) **Patent No.:** **US D856,135 S**  
**McDonald** (45) **Date of Patent:** **\*\* \*Aug. 13, 2019**

(54) **CONTAINER**

(71) Applicant: **Laava ID Pty Ltd.**, Mosman, NSW (AU)

(72) Inventor: **Iain James McDonald**, Vaucluse (AU)

(\* ) Notice: This patent is subject to a terminal disclaimer.

(\*\*) Term: **15 Years**

(21) Appl. No.: **29/635,447**

(22) Filed: **Jan. 31, 2018**

(51) **LOC (12) Cl.** ..... **09-07**

(52) **U.S. Cl.**  
USPC ..... **D9/434; D9/414**

(58) **Field of Classification Search**  
USPC ..... D9/414, 416, 425, 434, 435, 436, 438, D9/439, 440, 442, 443, 446-450, D9/452-457, 499, 503-505, 682, 685, D9/686, 451; D7/387, 391, 392, 392.1, D7/393, 394, 396.1-396.4, 401.1, D7/503-505, 509-511, 538, 900; D3/201, 202, 203.2, 318; D28/91, 91.1; D5/8, 20, 56, 63, 64, 99; D20/11, 22, 27, D20/28

CPC .. A61J 1/00; A61J 1/1412; B65D 1/00; B65D 1/02; B65D 1/10; B65D 1/46; B65D 2585/56; B65D 2585/545; B65D 41/00; B65D 41/38; B65D 41/56; B65D 41/62; B65D 47/00; B65D 47/06; B65D 47/08; B65D 2543/00046; B65D 2543/00092; B65D 2543/00296; B65D 5/46; B65D 2251/00

See application file for complete search history.

(56) **References Cited**

**U.S. PATENT DOCUMENTS**

D38,013 S \* 5/1906 Andresen ..... D7/391  
D90,470 S \* 8/1933 Black ..... D5/63

D167,982 S \* 10/1952 Heller ..... D5/62  
D217,574 S \* 5/1970 Couve ..... D19/5  
D476,488 S \* 7/2003 White, Jr. .... D20/11  
D577,205 S \* 9/2008 Lepoitevin ..... D5/56  
D583,157 S \* 12/2008 Lepoitevin ..... D5/56  
D600,068 S \* 9/2009 Pearson ..... D7/387  
D618,094 S \* 6/2010 Arnell ..... D9/434  
D658,070 S \* 4/2012 Lanz ..... D9/434  
D674,692 S \* 1/2013 Chase ..... D9/434  
D695,025 S \* 12/2013 Roehm ..... D5/63  
D716,611 S \* 11/2014 Pople ..... D7/396.4  
D723,104 S \* 2/2015 Cho ..... D20/27  
D723,914 S \* 3/2015 Singh ..... D9/434

(Continued)

**OTHER PUBLICATIONS**

Design U.S. Appl. No. 29/635,432, filed Jan. 31, 2018.

(Continued)

*Primary Examiner* — Karen S Acker  
*Assistant Examiner* — Wendy L Arminio  
(74) *Attorney, Agent, or Firm* — Finnegan, Henderson, Farabow, Garrett & Dunner, L.L.P.

(57) **CLAIM**

The ornamental design for a container, as shown and described.

**DESCRIPTION**

FIG. 1 is a front elevation view of a container showing the new design;  
FIG. 2 is a side elevation view thereof, the opposite side elevation view being a mirror image thereof; and,  
FIG. 3 is a top plan view thereof, the bottom plan view being a mirror image thereof.  
The interior dot-dash-dot broken lines depict the boundaries of the claim and form no part thereof. The remaining broken lines and areas within them depict portions of the container that form no part of the claimed design.

**1 Claim, 3 Drawing Sheets**



(56)

**References Cited**


U.S. PATENT DOCUMENTS

D750,907 S *	3/2016	Qin .....	D20/23
D756,214 S *	5/2016	Ito .....	D9/414
D775,520 S *	1/2017	Stephens .....	D9/414
D777,040 S *	1/2017	Labahn-Childs .....	D9/434
D794,441 S *	8/2017	Boston .....	D9/414
D803,317 S *	11/2017	Sims .....	D20/11
D807,739 S *	1/2018	Ito .....	D9/432
D808,257 S *	1/2018	Ito .....	D9/414
D824,773 S *	8/2018	Zinovieff .....	D9/600


OTHER PUBLICATIONS

Design U.S. Appl. No. 29/635,436, filed Jan. 31, 2018.  
Design U.S. Appl. No. 29/635,437, filed Jan. 31, 2018.  
Design U.S. Appl. No. 29/635,442, filed Jan. 31, 2018.  
Design U.S. Appl. No. 29/635,445, filed Jan. 31, 2018.


\* cited by examiner



**FIG. 1**



**FIG. 2**



***FIG. 3***