



US00D856134S

(12) **United States Design Patent** (10) **Patent No.:** **US D856,134 S**
McDonald (45) **Date of Patent:** **** *Aug. 13, 2019**

(54) **CONTAINER**

(71) Applicant: **Laava ID Pty Ltd.**, Mosman NSW (AU)

(72) Inventor: **Iain James McDonald**, Vacluse (AU)

(*) Notice: This patent is subject to a terminal disclaimer.

(**) Term: **15 Years**

(21) Appl. No.: **29/635,442**

(22) Filed: **Jan. 31, 2018**

(51) **LOC (12) Cl.** **09-07**

(52) **U.S. Cl.**
USPC **D9/434; D9/414**

(58) **Field of Classification Search**
USPC D9/414, 416, 425, 434, 435, 436, 438, D9/439, 440, 442, 443, 446-450, D9/452-457, 499, 503-505, 682, 685, D9/686, 451; D7/387, 391, 392, 392.1, D7/393, 394, 396.1-396.4, 401.1, D7/503-505, 509-511, 538, 900; D3/201, 202, 203.2, 318; D28/91, 91.1; D5/8, 20, 56, 63, 64, 99; D20/11, 22, 27, D20/28

CPC .. A61J 1/00; A61J 1/1412; B65D 1/00; B65D 1/02; B65D 1/10; B65D 1/46; B65D 2585/56; B65D 2585/545; B65D 41/00; B65D 41/38; B65D 41/56; B65D 41/62; B65D 47/00; B65D 47/06; B65D 47/08; B65D 2543/00046; B65D 2543/00092; B65D 2543/00296; B65D 5/46; B65D 2251/00

See application file for complete search history.

(56) **References Cited**

U.S. PATENT DOCUMENTS

D38,013 S * 5/1906 Andresen D7/391
D90,470 S * 8/1933 Black D5/63

D167,982 S * 10/1952 Heller D5/62
D217,574 S * 5/1970 Couve D19/5
D476,488 S * 7/2003 White, Jr. D20/11
D577,205 S * 9/2008 Lepoitevin D5/56
D583,157 S * 12/2008 Lepoitevin D5/56
D600,068 S * 9/2009 Pearson D7/387
D618,094 S * 6/2010 Arnell D9/434
D658,070 S * 4/2012 Lanz D9/434
D674,692 S * 1/2013 Chase D9/434
D695,025 S * 12/2013 Roehm D5/63
D716,611 S * 11/2014 Pople D7/396.4
D723,104 S * 2/2015 Cho D20/27
D723,914 S * 3/2015 Singh D9/434

(Continued)

OTHER PUBLICATIONS

Design U.S. Appl. No. 29/635,432, filed Jan. 31, 2018.

(Continued)

Primary Examiner — Karen S Acker
Assistant Examiner — Wendy L Arminio
(74) *Attorney, Agent, or Firm* — Finnegan, Henderson, Farabow, Garrett & Dunner, L.L.P.


(57) **CLAIM**

The ornamental design for a container, as shown and described.

DESCRIPTION

FIG. 1 is a front elevation view of a container showing the new design;
FIG. 2 is a side elevation view thereof, the opposite side elevation view being a mirror image thereof; and,
FIG. 3 is a top plan view thereof, the bottom plan view being a mirror image thereof.
The interior dot-dash-dot broken lines depict the boundaries of the claim and form no part thereof. The remaining broken lines and areas within them depict portions of the container that form no part of the claimed design.

1 Claim, 3 Drawing Sheets



(56)

References Cited

U.S. PATENT DOCUMENTS

D750,907 S *	3/2016	Qin	D20/23
D756,214 S *	5/2016	Ito	D9/414
D775,520 S *	1/2017	Stephens	D9/414
D777,040 S *	1/2017	Labahn-Childs	D9/434
D794,441 S *	8/2017	Boston	D9/414
D803,317 S *	11/2017	Sims	D20/11
D807,739 S *	1/2018	Ito	D9/432
D808,257 S *	1/2018	Ito	D9/414
D824,773 S *	8/2018	Zinovieff	D9/600

OTHER PUBLICATIONS

Design U.S. Appl. No. 29/635,436, filed Jan. 31, 2018.
Design U.S. Appl. No. 29/635,437, filed Jan. 31, 2018.
Design U.S. Appl. No. 29/635,445, filed Jan. 31, 2018.
Design U.S. Appl. No. 29/635,447, filed Jan. 31, 2018.

* cited by examiner




FIG. 1

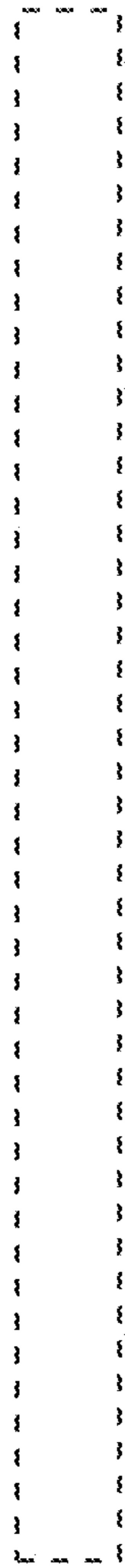


FIG. 2



FIG. 3