

US00D856092S

(12) **United States Design Patent** (10) **Patent No.:** **US D856,092 S**
Joseph (45) **Date of Patent:** **** Aug. 13, 2019**

(54) **CUTLERY STORAGE DEVICE**
(71) Applicant: **Joseph Joseph Ltd.**, London (GB)
(72) Inventor: **Antony Joseph**, London (GB)
(73) Assignee: **JOSEPH JOSEPH LTD.**, London (GB)

D323,532 S * 1/1992 Evenson D19/65
D327,092 S * 6/1992 Evenson D19/21
D331,942 S * 12/1992 Kirchner D19/75
D333,842 S * 3/1993 Kirchner D19/75
D346,402 S * 4/1994 Hassel D19/75
D525,308 S * 7/2006 Lara D19/92

* cited by examiner

Primary Examiner — Derrick E Holland

Assistant Examiner — Janice Patyk

(74) *Attorney, Agent, or Firm* — Millen, White, Zelano & Branigan, PC

(**) Term: **15 Years**

(21) Appl. No.: **29/629,936**

(22) Filed: **Dec. 18, 2017**

(30) **Foreign Application Priority Data**

Jun. 30, 2017 (EM) 004077006-0005

(51) **LOC (12) Cl.** **07-07**

(52) **U.S. Cl.**
USPC **D7/637**

(58) **Field of Classification Search**
USPC D7/637-641; 30/298.4; 211/60.1, 70.6,
211/70.7; 248/37.3, 37.6; D3/273, 274;
D19/77, 81-86
CPC A47B 88/20; A47F 7/00; A47G 21/00;
A47G 21/14; B26B 3/00
See application file for complete search history.

(56) **References Cited**

U.S. PATENT DOCUMENTS

D245,783 S * 9/1977 Fieni D19/75
D247,647 S * 3/1978 Huber D19/77

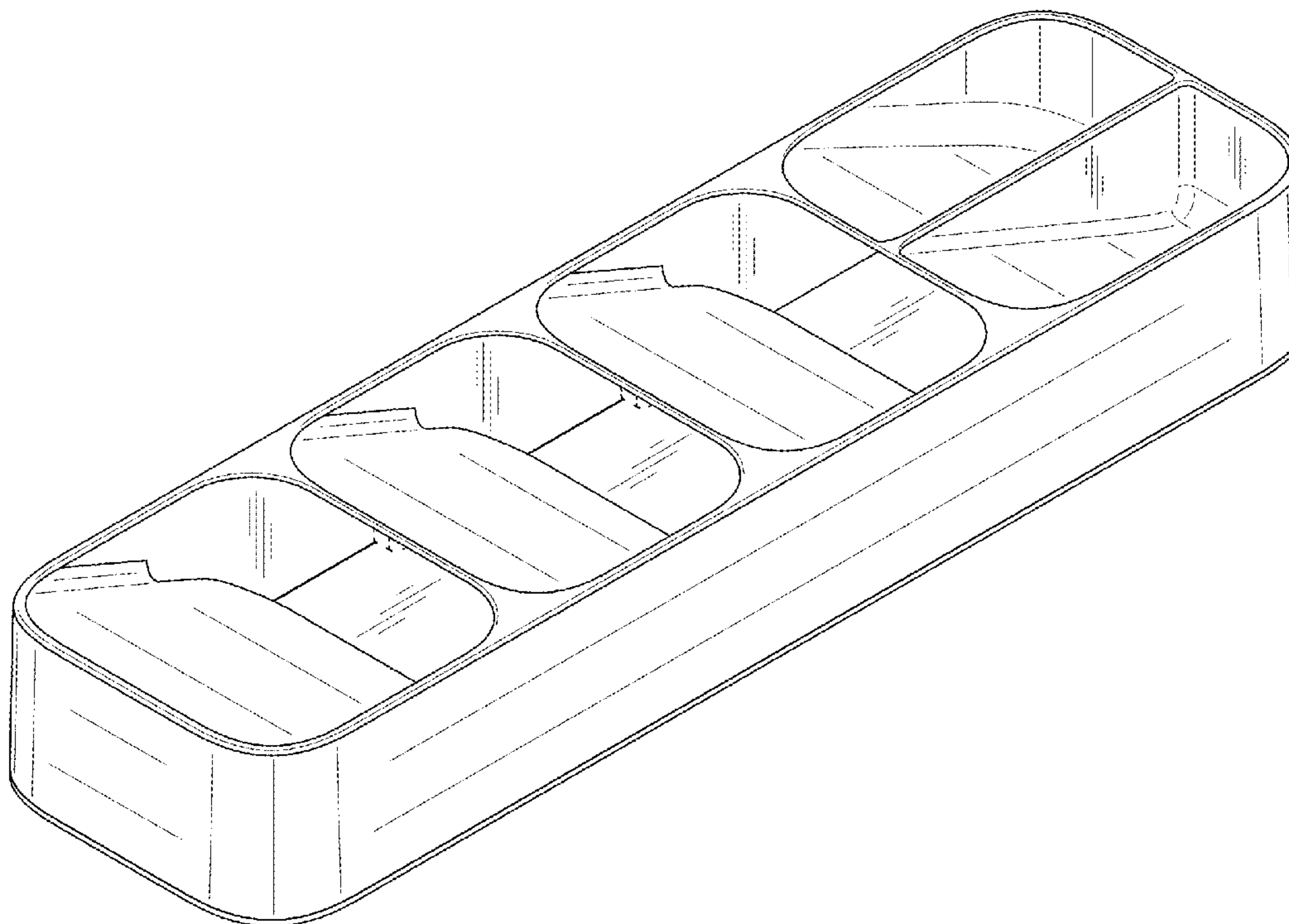
(57) **CLAIM**

The ornamental design for a cutlery storage device, as shown and described.

DESCRIPTION

FIG. 1 is a top perspective view of the cutlery storage device showing my new design.
FIG. 2 is a top view thereof.
FIG. 3 is a bottom view thereof.
FIG. 4 is a first side view thereof.
FIG. 5 is a second side view thereof.
FIG. 6 is a third side view thereof; and,
FIG. 7 is a fourth side view thereof.
The broken lines in the drawings illustrate portions of the cutlery storage device which form no part of the claimed design.

1 Claim, 7 Drawing Sheets



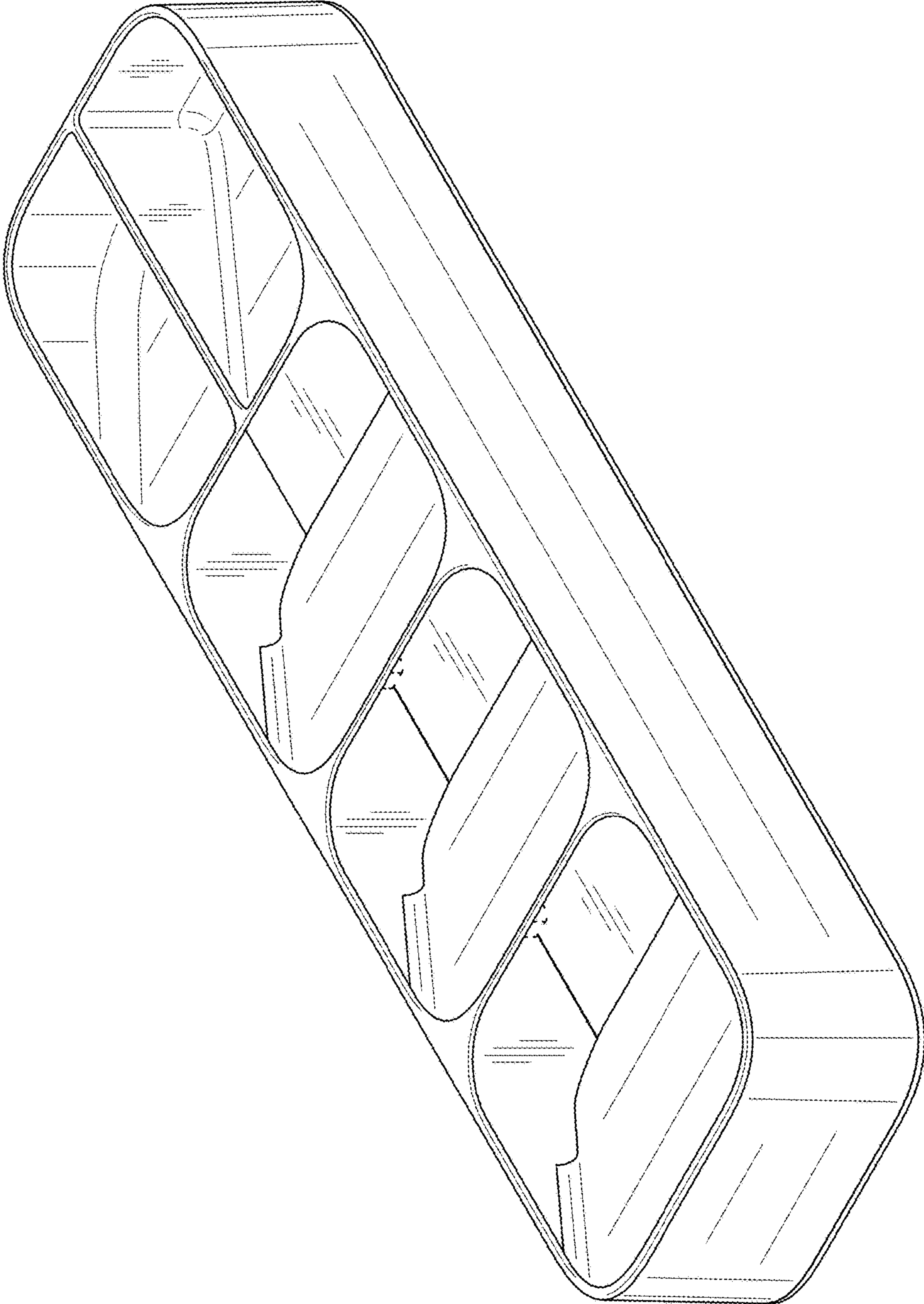


FIG. 1




FIG. 2

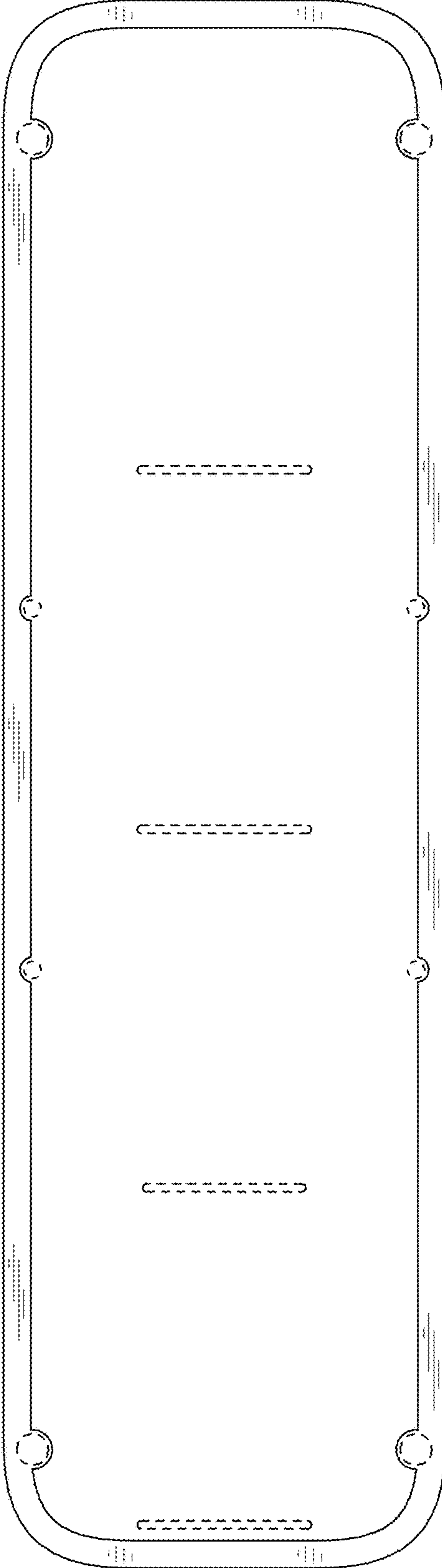


FIG. 3




FIG. 4




FIG. 5

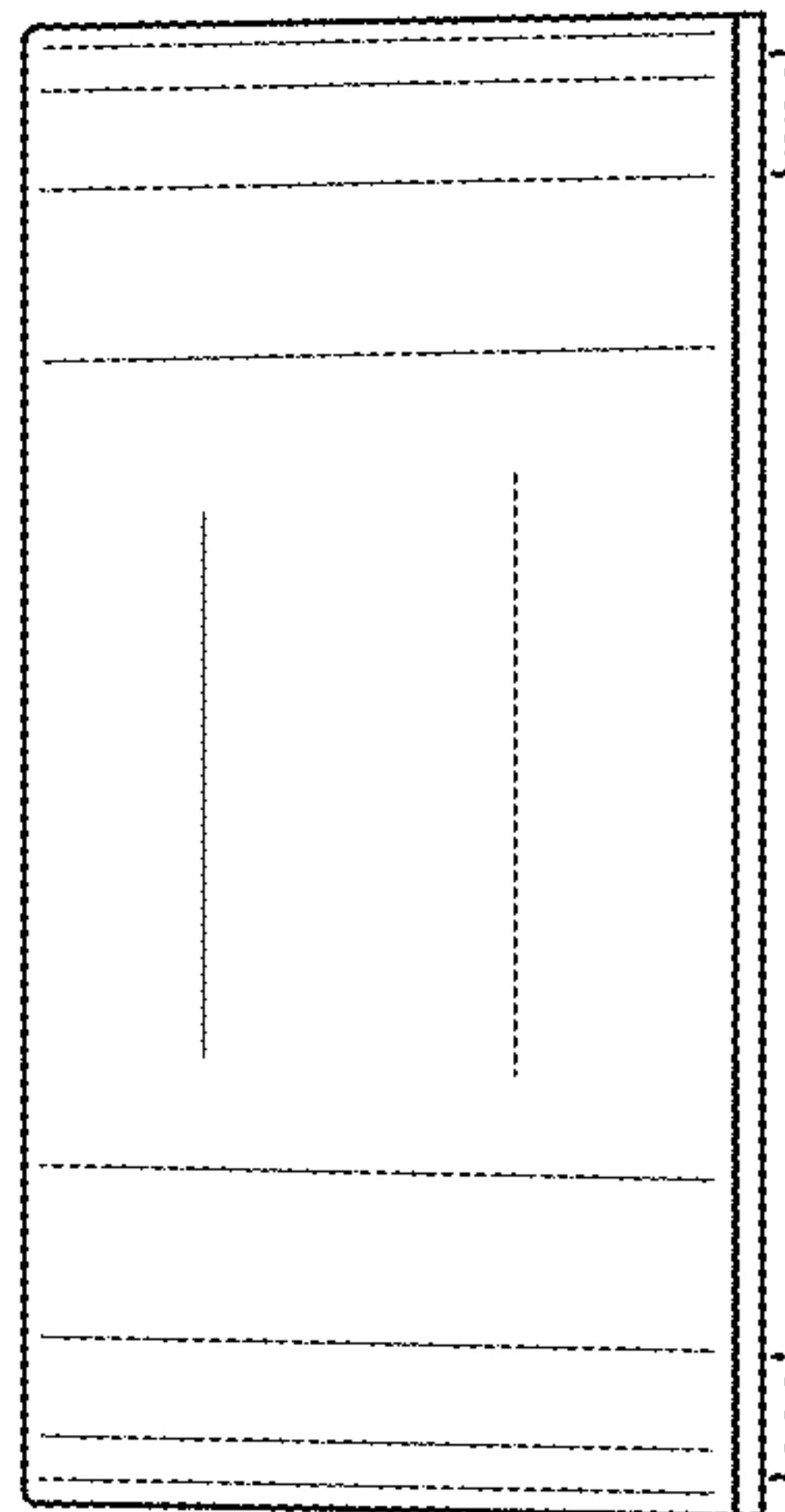


FIG. 6




FIG. 7