



US00D856088S

(12) **United States Design Patent** (10) **Patent No.:** **US D856,088 S**
Stanton (45) **Date of Patent:** **** Aug. 13, 2019**

(54) **CURVED DRINKING BOTTLE**
(71) Applicant: **Healthy Human, LLC**, Mt. Pleasant, SC (US)
(72) Inventor: **Richard John Stanton**, Mt. Pleasant, SC (US)
(73) Assignee: **Healthy Human, LLC**, Mt. Pleasant, SC (US)
(**) Term: **15 Years**
(21) Appl. No.: **29/630,134**
(22) Filed: **Dec. 19, 2017**
(51) **LOC (12) Cl.** **07-01**
(52) **U.S. Cl.**
USPC **D7/532**; D7/523; D9/539
(58) **Field of Classification Search**
USPC D7/505, 507, 509, 510, 511, 523, 532, D7/608, 300.1, 213, 392.1, 396.2, 387, D7/396.6, 624.1, 624.2, 529, 396.4, 533, D7/536, 320; D9/500, 501, 502, 503, D9/504, 505, 516, 530, 556, 569, 537, D9/549, 557, 546, 517, 539; 220/529.16, 220/529.17; D24/197; 215/381; D23/207, 209; D14/212, 214, 216
CPC A47G 19/2205; A47G 19/2272; A47G 19/2266; A47J 43/27; A47J 41/02; A45F 3/16
See application file for complete search history.

D579,775 S * 11/2008 Dixon D9/500
D588,019 S * 3/2009 Diss D9/776
D608,642 S * 1/2010 Black D9/500
D667,306 S * 9/2012 Verea D9/453
D697,412 S * 1/2014 Jenkins D9/445
D698,650 S * 2/2014 Marchant D9/503
D701,728 S * 4/2014 Stanley D7/510
D701,730 S * 4/2014 Stanley D7/507
D729,582 S * 5/2015 Lapsker D7/510
D746,685 S * 1/2016 Foley D9/453
D746,686 S * 1/2016 Yourist D9/502
D746,688 S * 1/2016 Yourist D9/502
D762,118 S * 7/2016 Velmer D9/445
2016/0157646 A1 * 6/2016 Savenok A47G 19/2272
220/592.17

* cited by examiner

Primary Examiner — Marianne N Pandozzi
Assistant Examiner — Jae Liang
(74) *Attorney, Agent, or Firm* — Gregory Finch; Finch Paolino, LLC

(57) **CLAIM**

The ornamental design for a curved drinking bottle, as shown and described.

DESCRIPTION

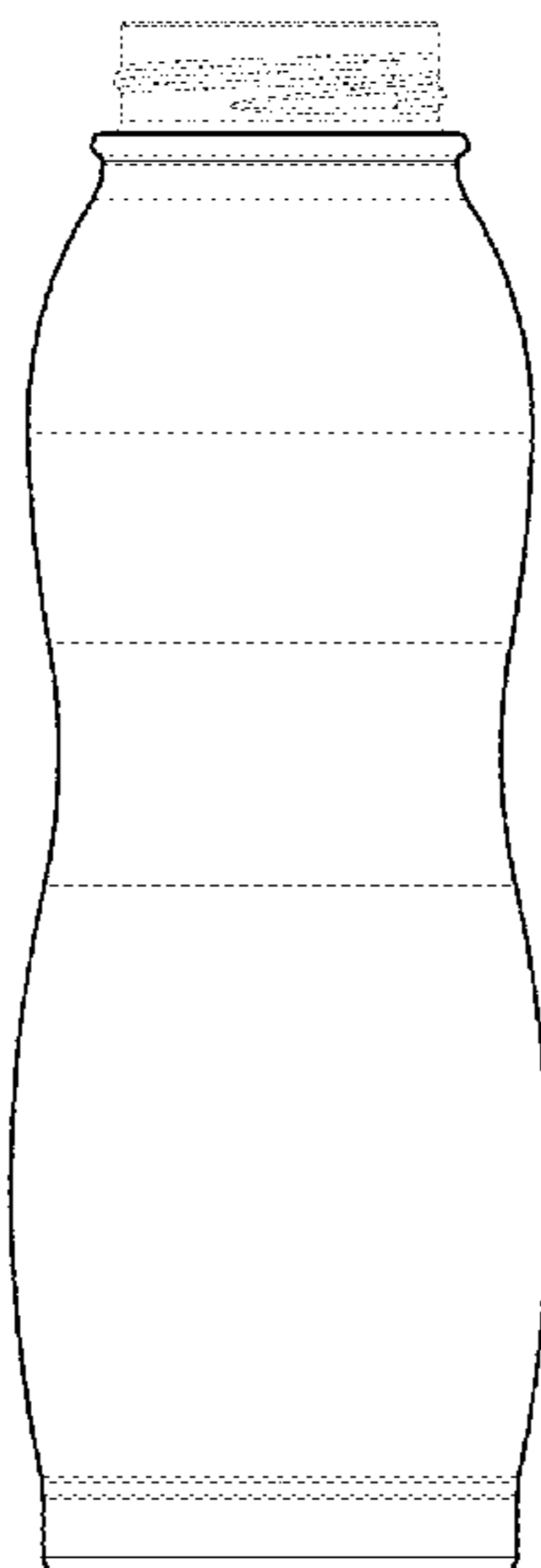
FIG. 1 is an isometric view of a curved drinking bottle showing my new design;
FIG. 2 is a front view thereof; the rear view being identical;
FIG. 3 is a left side view thereof; the right side view being identical;
FIG. 4 is a top plan view thereof; and,
FIG. 5 is a bottom plan view thereof.
The dashed lines in FIGS. 1 and 4 represent an optional threaded attachment portion and form no part of the claimed design. The dashed lines in FIG. 5 represents surface configuration on the bottom side of the claimed curved drinking bottle and form no part of the claimed design.

1 Claim, 5 Drawing Sheets

(56) **References Cited**

U.S. PATENT DOCUMENTS

D412,281 S * 7/1999 Lindsay D9/500
D467,179 S * 12/2002 Nelson D9/503
D498,419 S * 11/2004 Martin D9/504
D553,003 S * 10/2007 Baker D9/691
D562,696 S * 2/2008 Baker D9/691



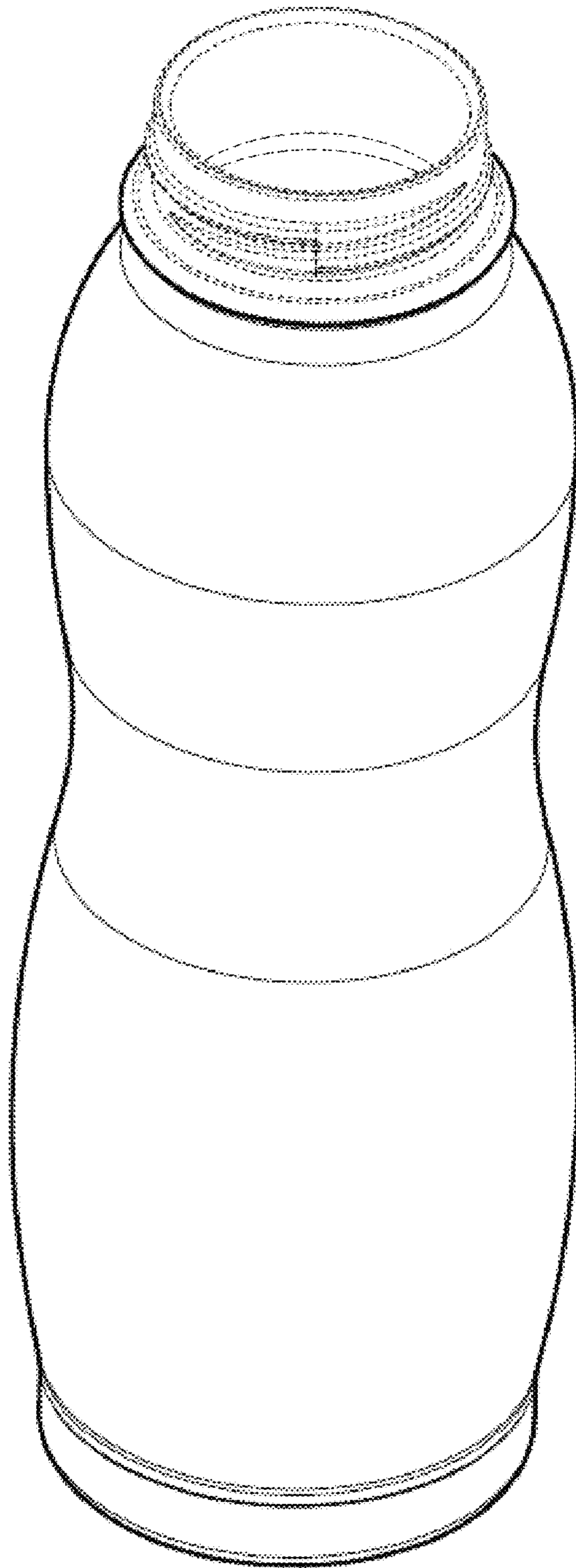


FIG. 1

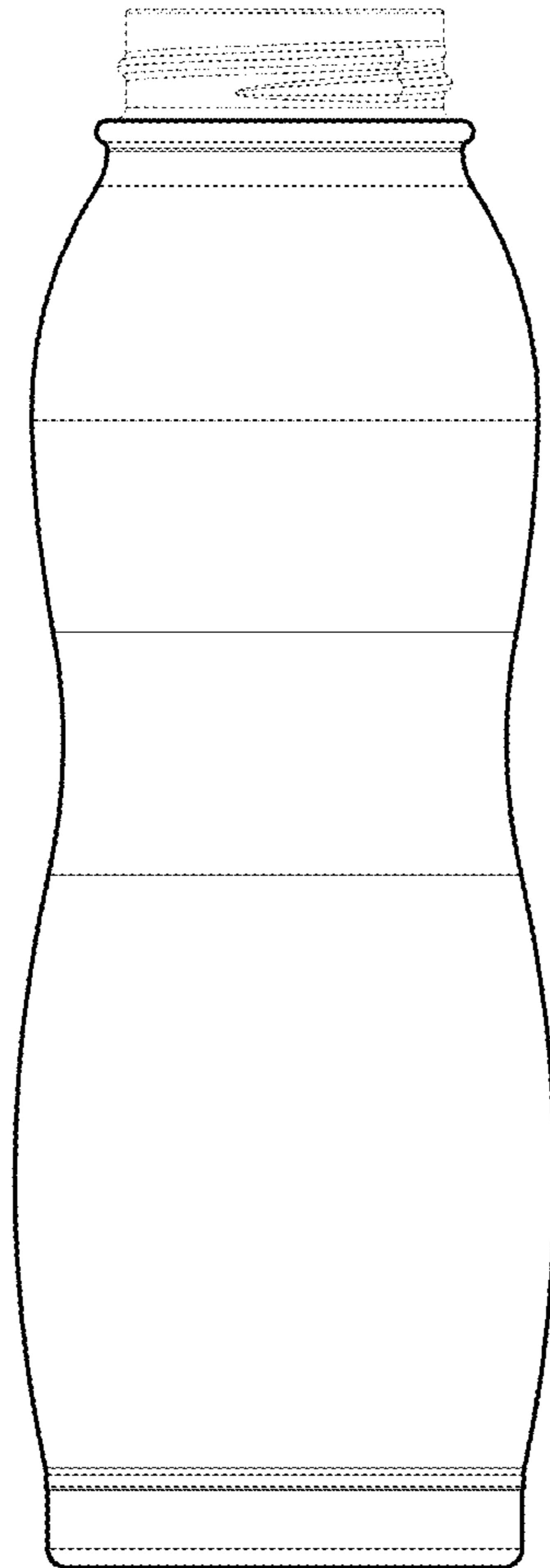


FIG. 2

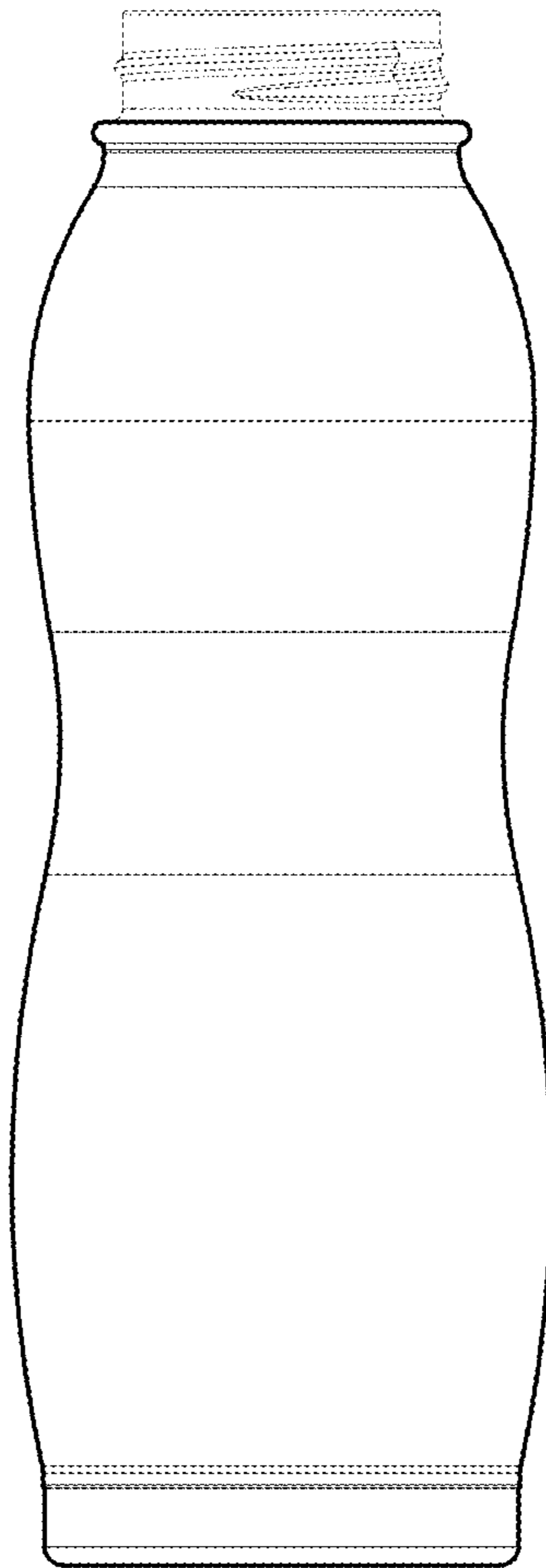


FIG. 3

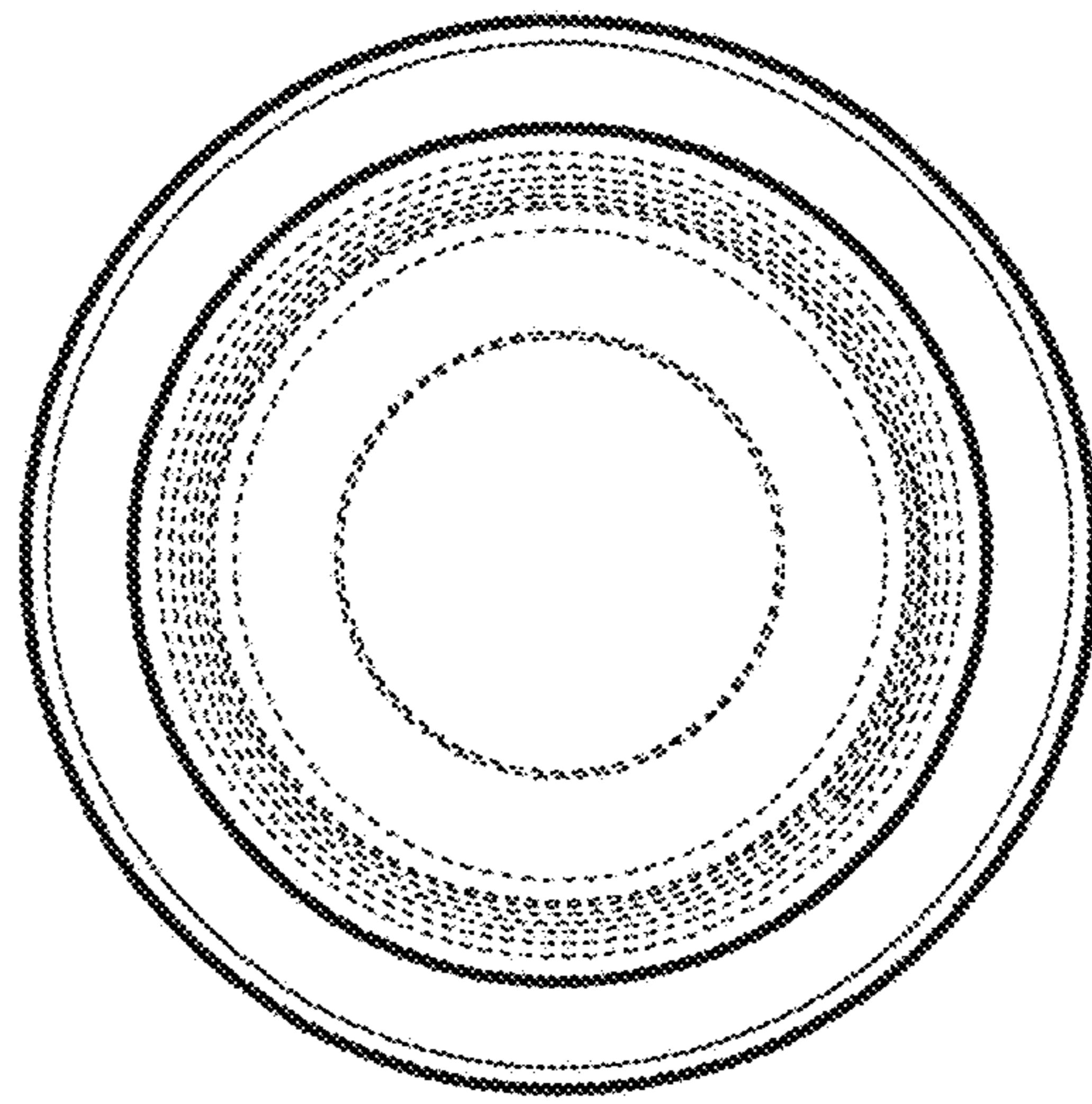


FIG. 4

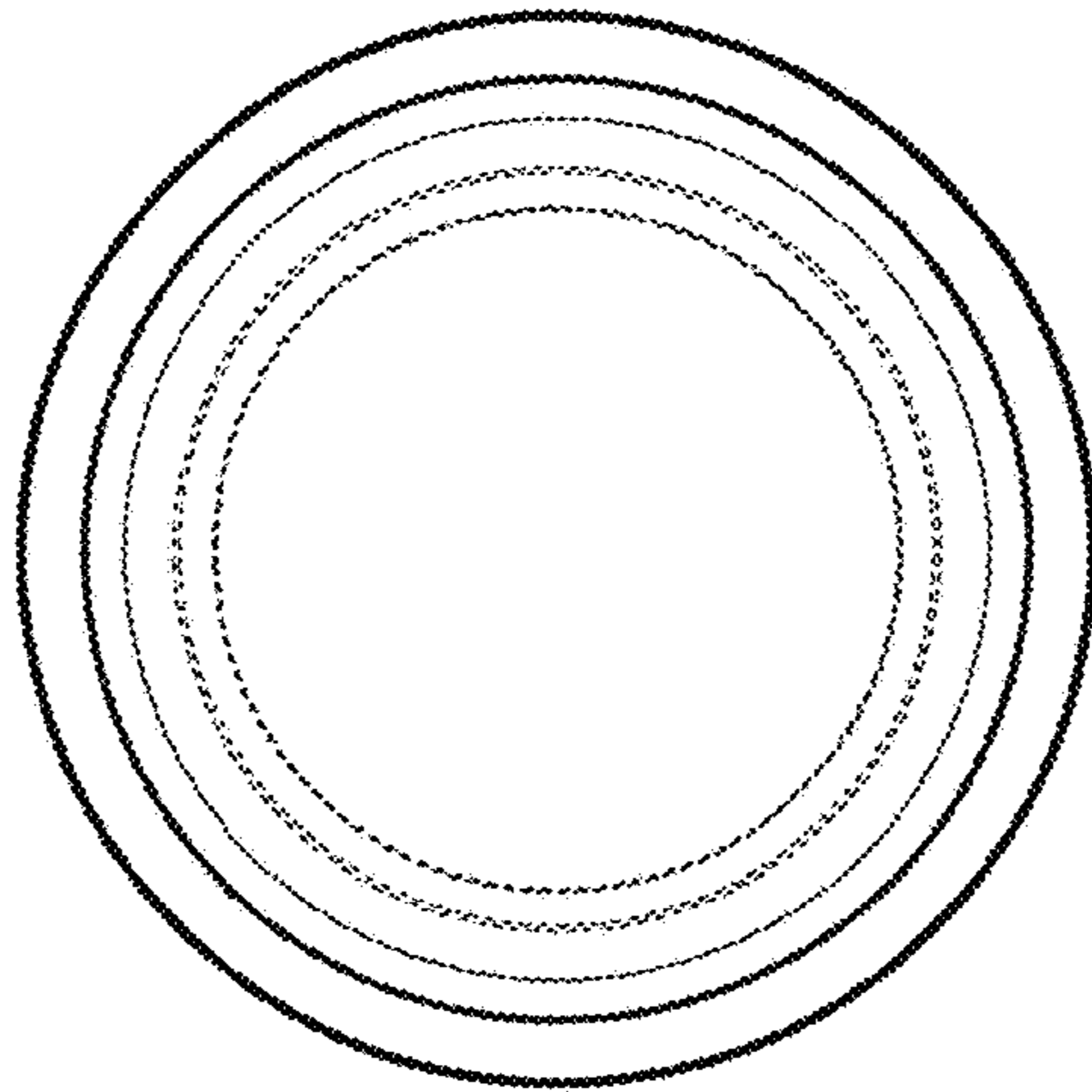


FIG. 5