



US00D856062S

(12) **United States Design Patent** (10) **Patent No.:** **US D856,062 S**  
**Lee** (45) **Date of Patent:** **\*\* Aug. 13, 2019**

(54) **COOKING PAN**

(71) Applicant: **ZAIGLE CO., LTD.**, Seoul (KR)

(72) Inventor: **Jin Hee Lee**, Seoul (KR)

(73) Assignee: **ZAIGLE CO., LTD.**, Seoul (KR)

(\*\*) Term: **15 Years**

(21) Appl. No.: **29/647,622**

(22) Filed: **May 15, 2018**

(30) **Foreign Application Priority Data**

Nov. 29, 2017 (KR) ..... 30-2017-0056270

(51) **LOC (12) Cl.** ..... **07-02**

(52) **U.S. Cl.**  
USPC ..... **D7/362**; D7/352; D7/409

(58) **Field of Classification Search**  
USPC ..... D7/323, 332, 335-337, 352, 354-355,  
D7/359-364, 387-388, 402, 407-409,  
D7/554.1, 554.3, 698; D9/424, 425, 431,  
D9/781

CPC .... A21B 2/00; A21B 3/00; A21B 3/13; A21B  
3/15; A21B 5/00; A21B 5/02; A23N  
12/06; A23N 12/08; A23N 12/10; A47J  
36/04; A47J 37/00; A47J 37/04; A47J  
37/041; A47J 37/042; A47J 37/06; A47J  
37/0688; A47J 37/0694; A47J 37/07;  
A47J 37/0704; A47J 37/10; A47J 47/20;  
A47J 2037/00; A47J 2037/06; A47J  
2037/0611; A47J 2037/07; A47J  
2037/0786; A47J 2037/0795; F24C 15/10;  
F24C 15/12; F24C 15/14; F24C 15/16;  
F24C 15/164; F24C 15/18

See application file for complete search history.

(56) **References Cited**

U.S. PATENT DOCUMENTS

2,336,699	A *	12/1943	Neth .....	A47J 36/04 220/315
D195,683	S *	7/1963	Quistgaard .....	D7/554.1
D267,221	S *	12/1982	Williams .....	426/523
D392,884	S *	3/1998	Hayes .....	D9/431
D562,154	S *	2/2008	Pelletier .....	D9/425
D622,540	S *	8/2010	Sarnoff .....	D7/354
D692,296	S *	10/2013	Cooper .....	D9/424
D800,492	S *	10/2017	Sarnoff .....	D7/359
D809,851	S *	2/2018	Sarnoff .....	D7/359
D826,625	S *	8/2018	Lee .....	D7/362
D826,627	S *	8/2018	Lee .....	D7/362
D833,200	S *	11/2018	Lee .....	D7/352

\* cited by examiner

*Primary Examiner* — Ricky Pham

(74) *Attorney, Agent, or Firm* — Kile Park Reed & Houtteman PLLC

(57) **CLAIM**

I claim, the ornamental design for a cooking pan, as shown and described.

**DESCRIPTION**

FIG. 1 is a top and front perspective view of a cooking pan, showing my new design;  
FIG. 2 is a front view thereof;  
FIG. 3 is a rear view thereof;  
FIG. 4 is a left side view thereof;  
FIG. 5 is a right side view thereof;  
FIG. 6 is a top view thereof; and,  
FIG. 7 is a bottom view thereof.

**1 Claim, 5 Drawing Sheets**

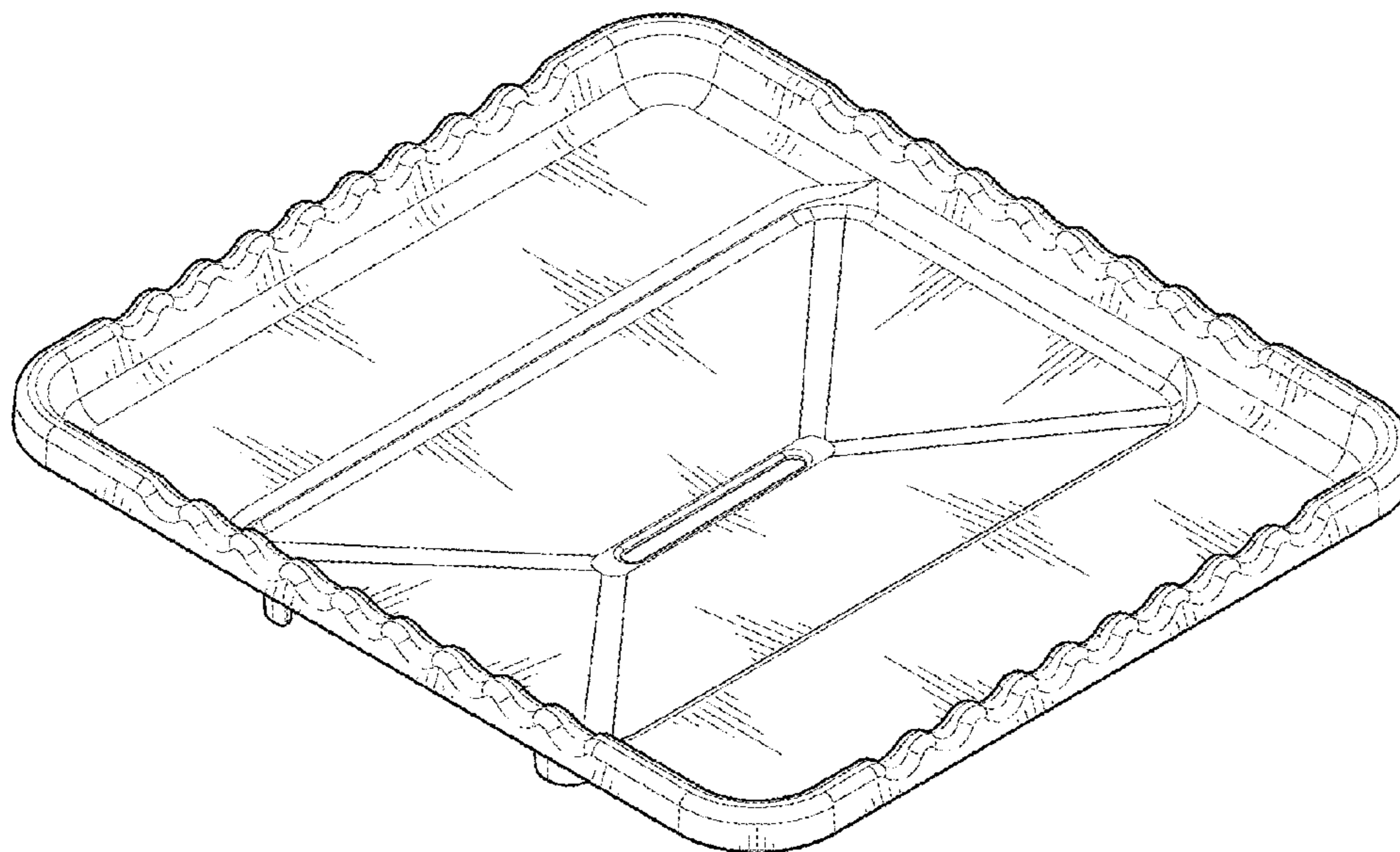


FIG. 1

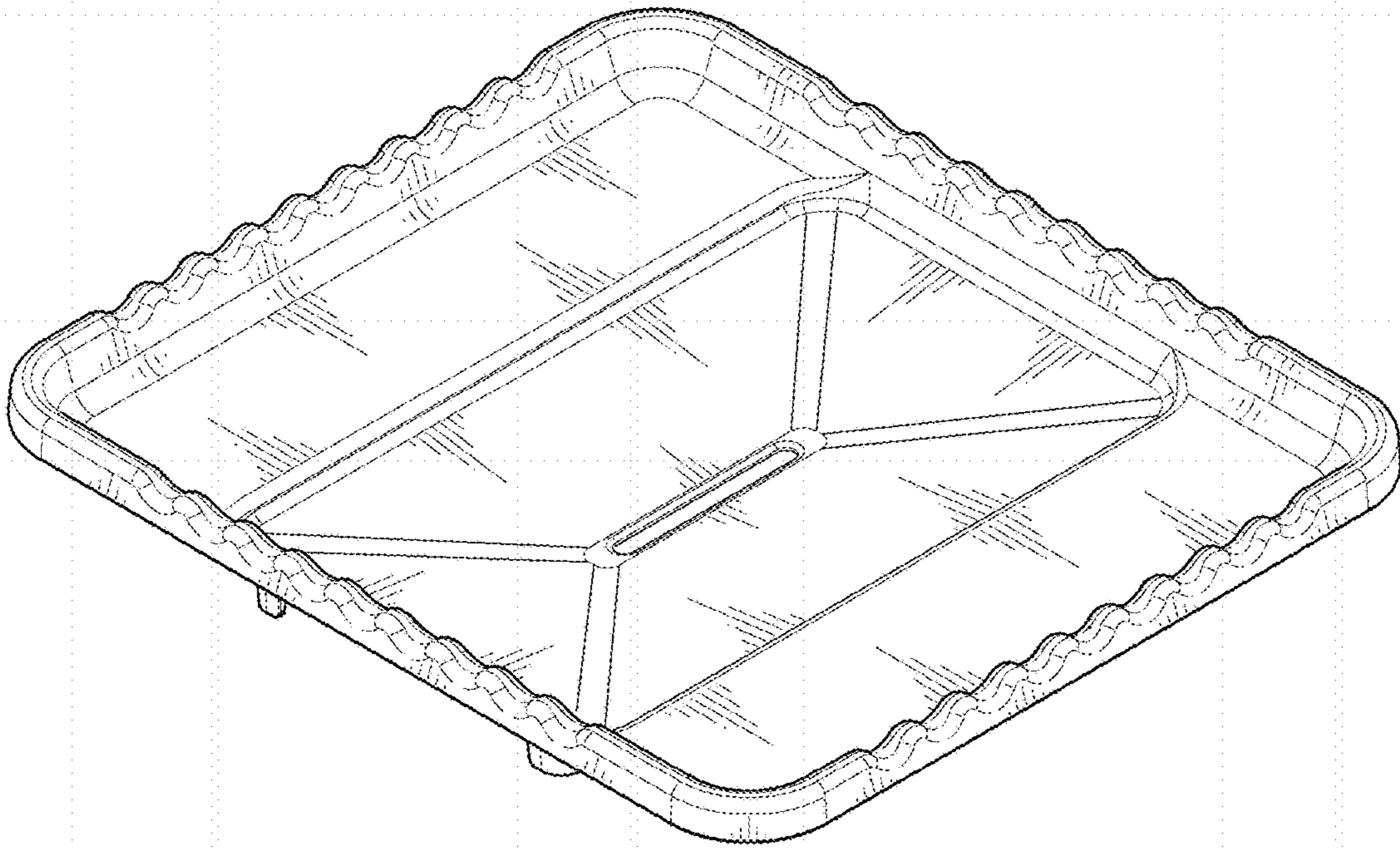


FIG. 2

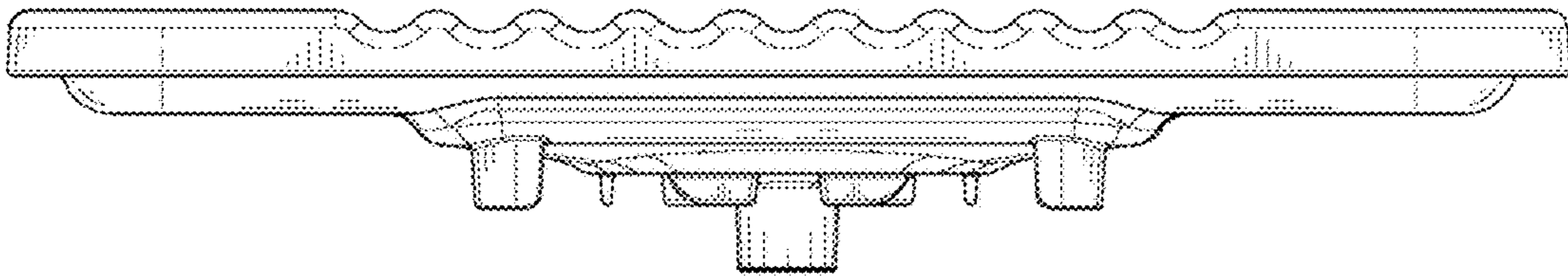


FIG. 3

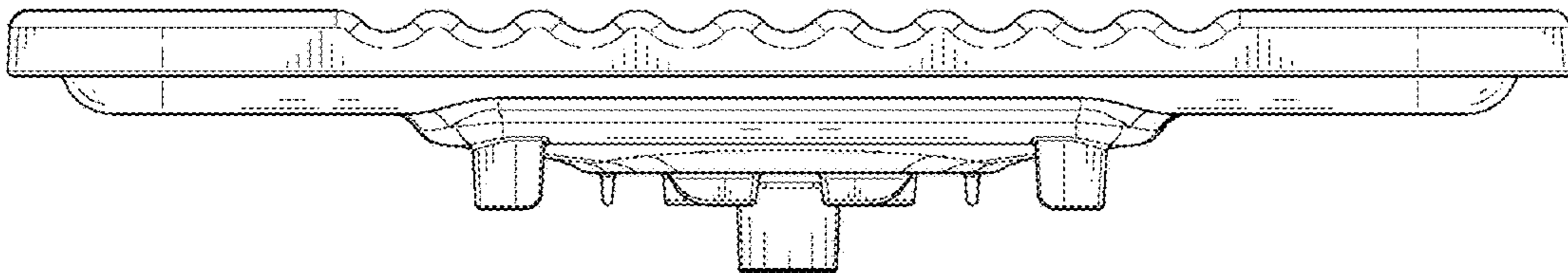


FIG. 4

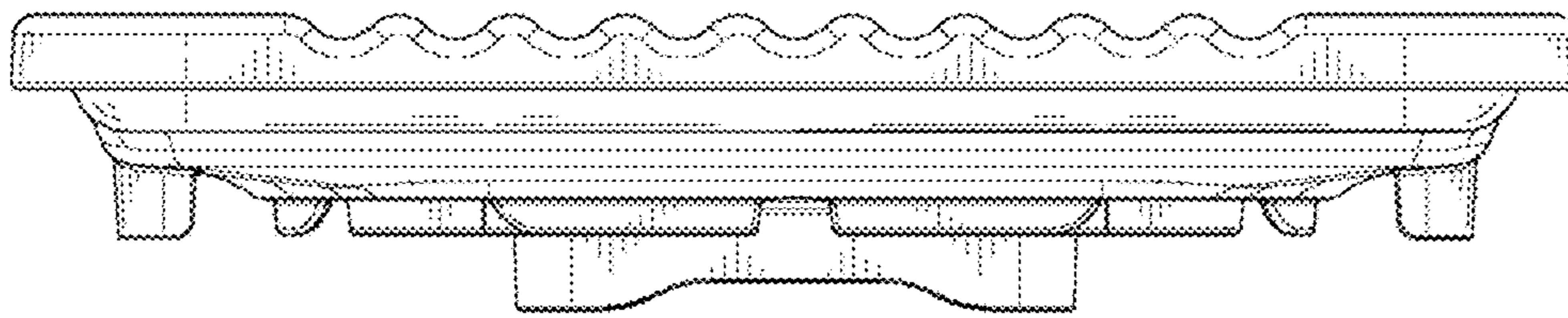


FIG. 5

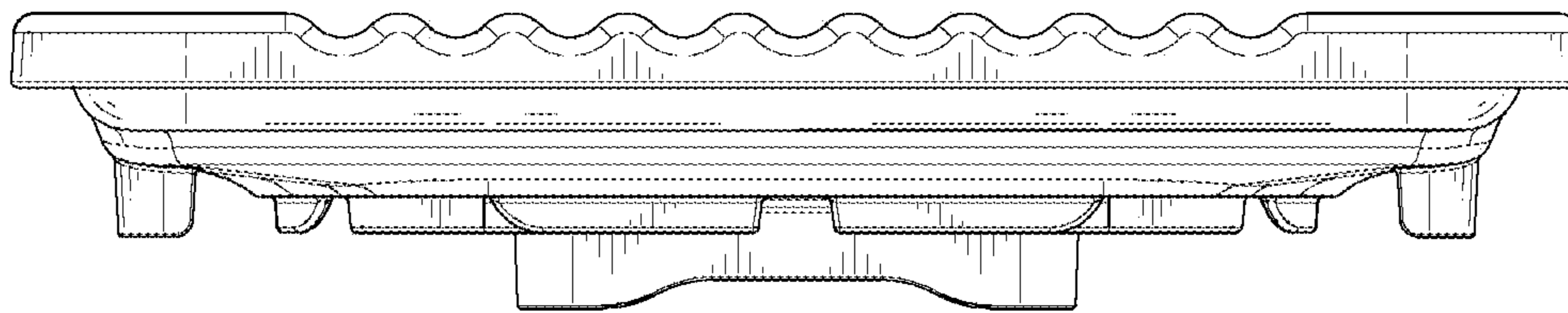


FIG. 6

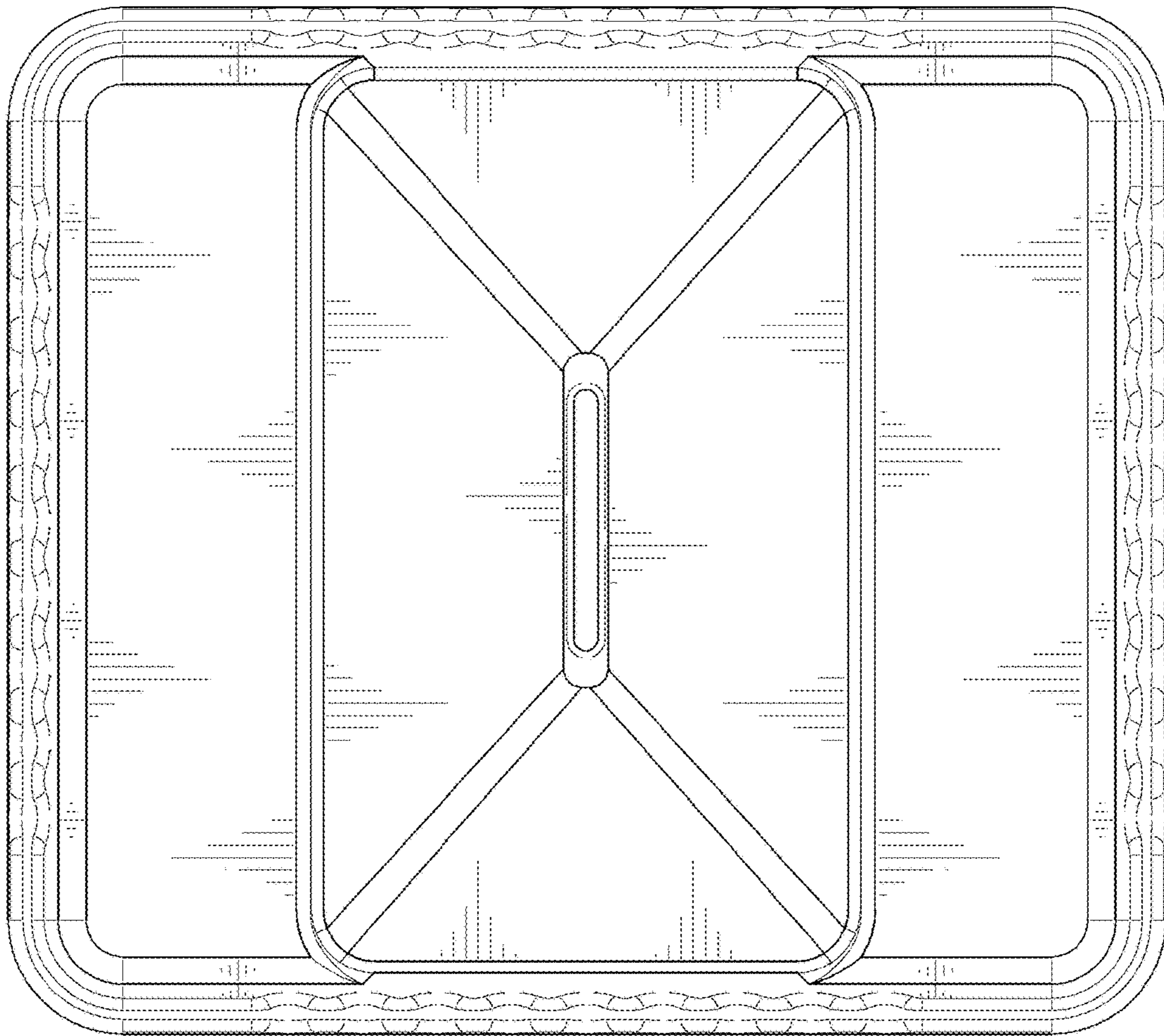


FIG. 7

