



US00D856055S

(12) **United States Design Patent**
Read et al.

(10) **Patent No.:** **US D856,055 S**

(45) **Date of Patent:** **** Aug. 13, 2019**

(54) **CHAIR**

(71) Applicant: **Herman Miller Limited**, Chippenham (GB)

(72) Inventors: **David Read**, Chippenham (GB); **Ralph Farrer**, Chippenham (GB); **Nick Savage**, Chippenham (GB); **Richard John Stevens**, London (GB); **Joohee Lee**, London (GB)

(73) Assignee: **HERMAN MILLER LIMITED**, Chippenham (GB)

(**) Term: **15 Years**

(21) Appl. No.: **29/673,534**

(22) Filed: **Dec. 14, 2018**

Related U.S. Application Data

(62) Division of application No. 29/578,298, filed on Sep. 20, 2016.

(30) **Foreign Application Priority Data**

Mar. 23, 2016	(EM)	003039346-0001
Mar. 23, 2016	(EM)	003039346-0002
Mar. 23, 2016	(EM)	003039346-0003
Mar. 23, 2016	(EM)	003039346-0004
Mar. 23, 2016	(EM)	003039346-0005
Mar. 23, 2016	(EM)	003039346-0006
Mar. 23, 2016	(EM)	003039346-0007
May 23, 2016	(EM)	003148352-0001
May 23, 2016	(EM)	003148352-0002
May 23, 2016	(EM)	003148352-0003
May 23, 2016	(EM)	003148352-0004

(51) **LOC (12) Cl.** **06-01**

(52) **U.S. Cl.**
USPC **D6/716; D6/375**

(58) **Field of Classification Search**

USPC D6/334-336, 371, 372, 373, 374, 375, D6/376, 379, 380, 716, 716.1, 716.2, D6/716.3, 716.4
CPC A47C 3/04; A47C 4/02; A47C 4/03; A47C 3/12; A47C 5/12; A47C 7/16
See application file for complete search history.

(56) **References Cited**

U.S. PATENT DOCUMENTS

3,669,496 A *	6/1972	Chisholm	A47C 5/12 297/448.1
D456,164 S	4/2002	Van De Riet et al.		
D505,801 S	6/2005	Cesaroni et al.		
D549,018 S	8/2007	Glass et al.		
D549,480 S	8/2007	Rech		
D571,118 S	6/2008	Camp et al.		

(Continued)

Primary Examiner — Mimoso De

(74) *Attorney, Agent, or Firm* — Michael Best & Friedrich LLP

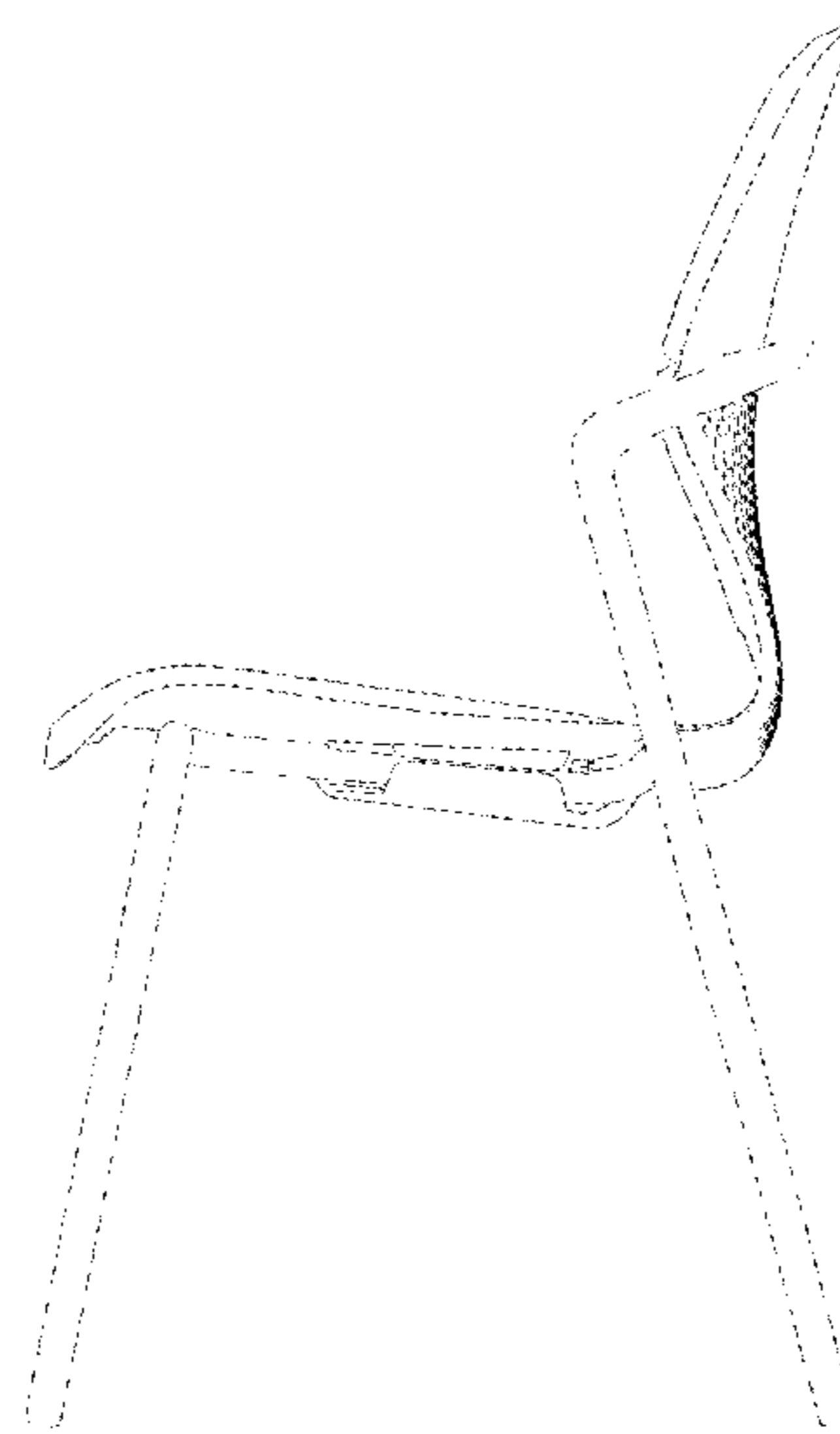
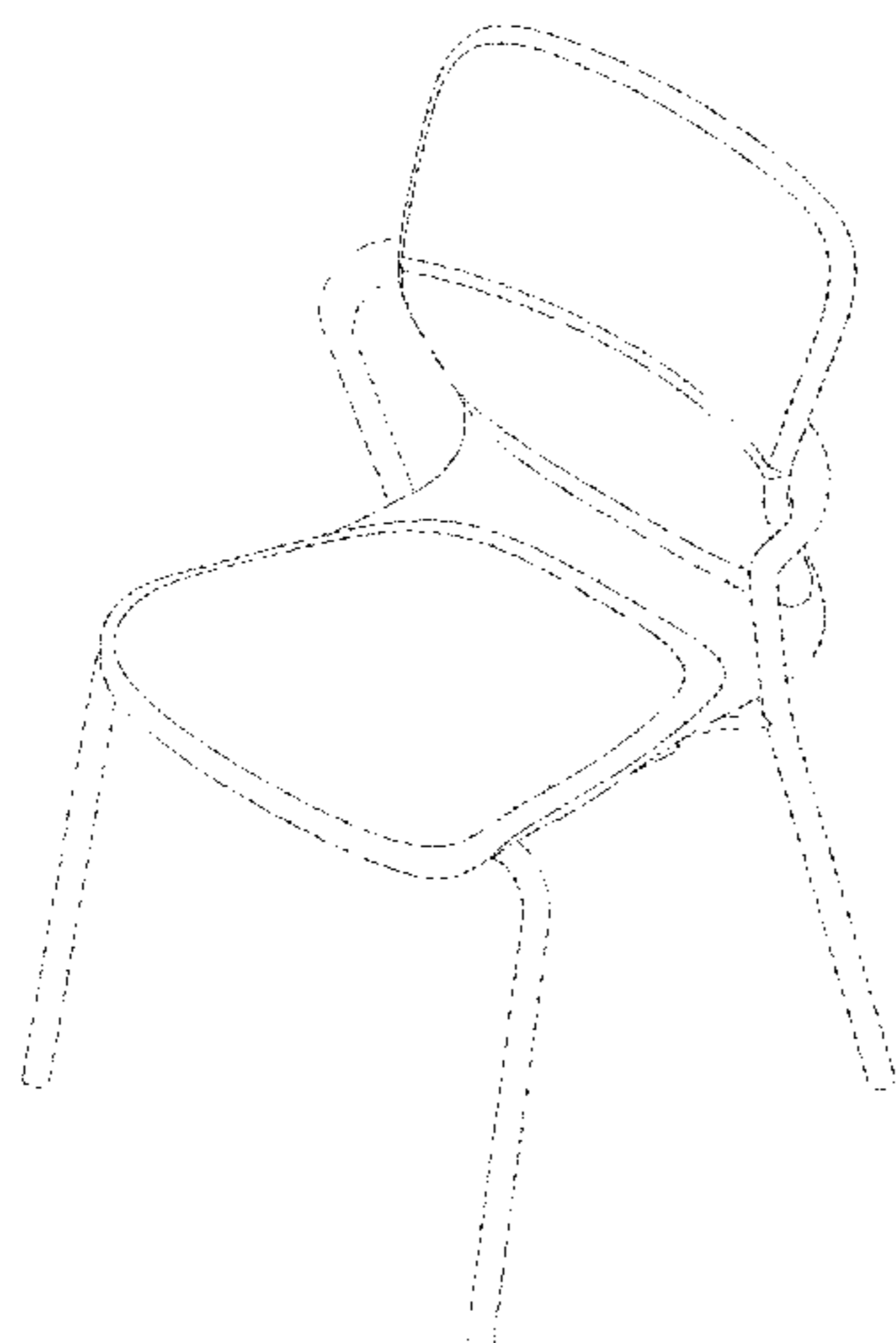
(57) **CLAIM**

We claim the ornamental design for a chair, as shown and described.

DESCRIPTION

FIG. 1 is a perspective view of a chair embodying the invention.
FIG. 2 is an enlarged rear view of the chair of FIG. 1.
FIG. 3 is an enlarged side view of the chair of FIG. 1, the other side being a mirror image thereof.
FIG. 4 is an enlarged front view of the chair of FIG. 1.
FIG. 5 is an enlarged bottom view of the chair of FIG. 1.
FIG. 6 is an enlarged front view of a portion of the chair of FIG. 1; and,
FIG. 7 is an enlarged top view of the chair of FIG. 1.
Portions of the chair shown in broken lines are for illustrative purposes only and form no part of the claimed design.

1 Claim, 7 Drawing Sheets



(56)

References Cited

U.S. PATENT DOCUMENTS

D597,758	S	*	8/2009	Barrett	D6/375
D611,740	S	*	3/2010	Koh	D6/375
D638,232	S		5/2011	Roy		
D689,297	S		9/2013	Su		
D710,638	S	*	8/2014	Bellini	D6/716
D741,078	S		10/2015	Chiaramonte et al.		
D776,447	S		1/2017	Pevere et al.		
D785,965	S		5/2017	Ye		
D787,217	S		5/2017	Lin		
D796,861	S	*	9/2017	Tran	D6/375
D799,234	S		10/2017	Mao et al.		
D801,098	S	*	10/2017	Farber	D6/716
D805,315	S	*	12/2017	Leong	D6/375
D808,677	S		1/2018	Grabowski et al.		
D818,286	S		5/2018	Galiotto		
D819,380	S	*	6/2018	Chavarria	D6/716
D832,608	S	*	11/2018	Liu	D6/375
D833,767	S		11/2018	Wilkinson et al.		
D833,791	S	*	11/2018	Kolberg	D6/716

* cited by examiner

FIG. 1

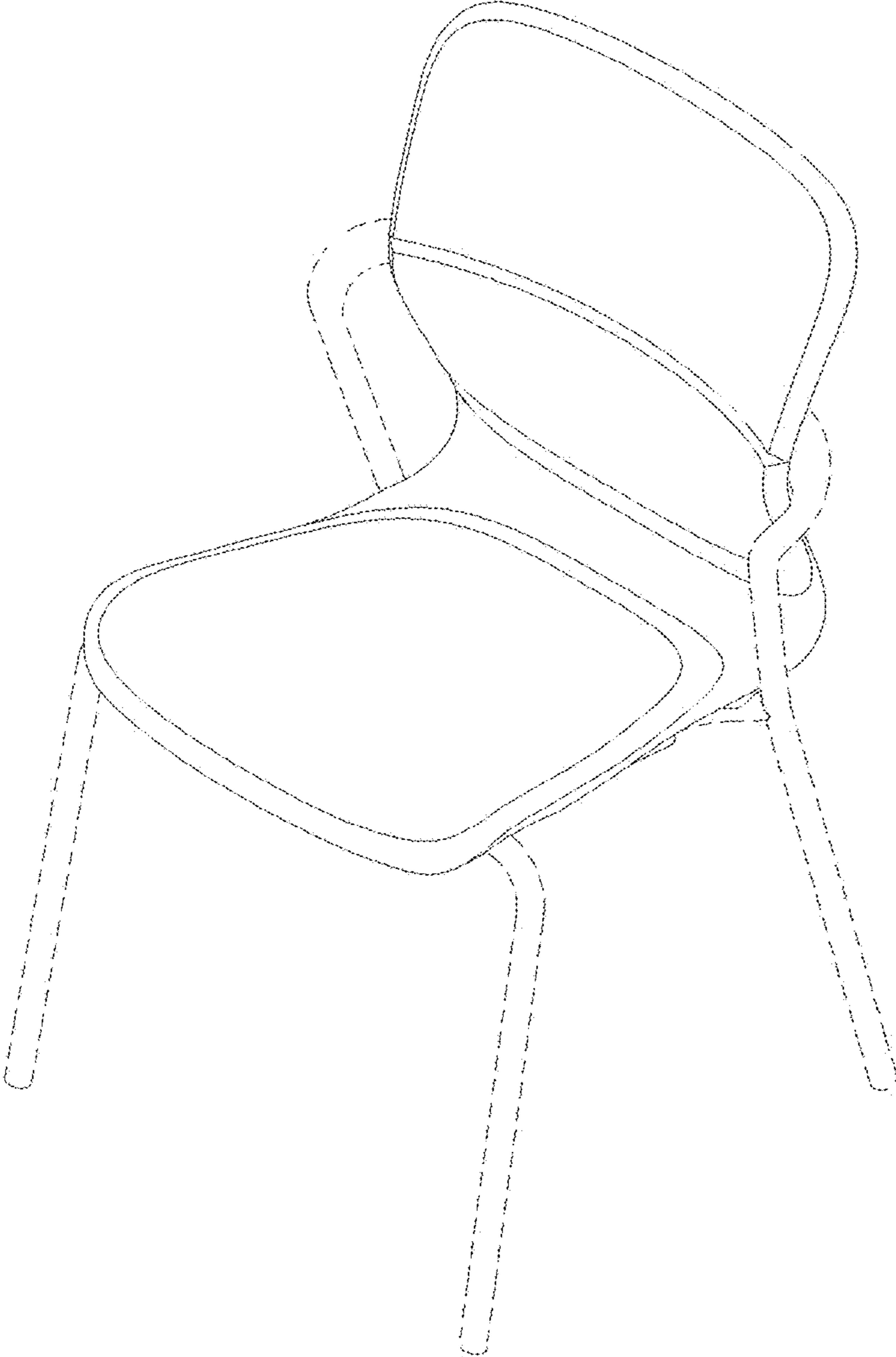


FIG. 2

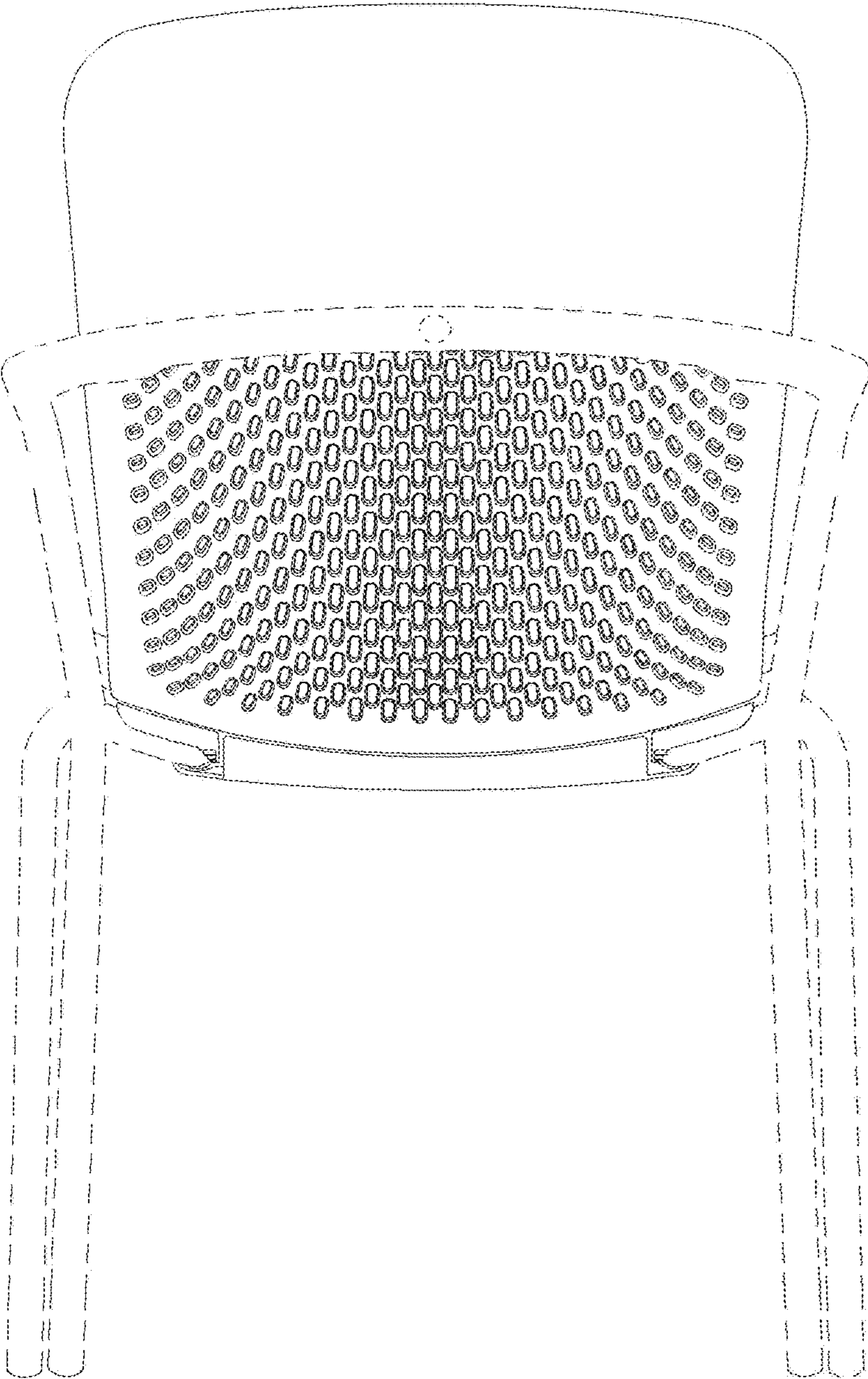


FIG. 3

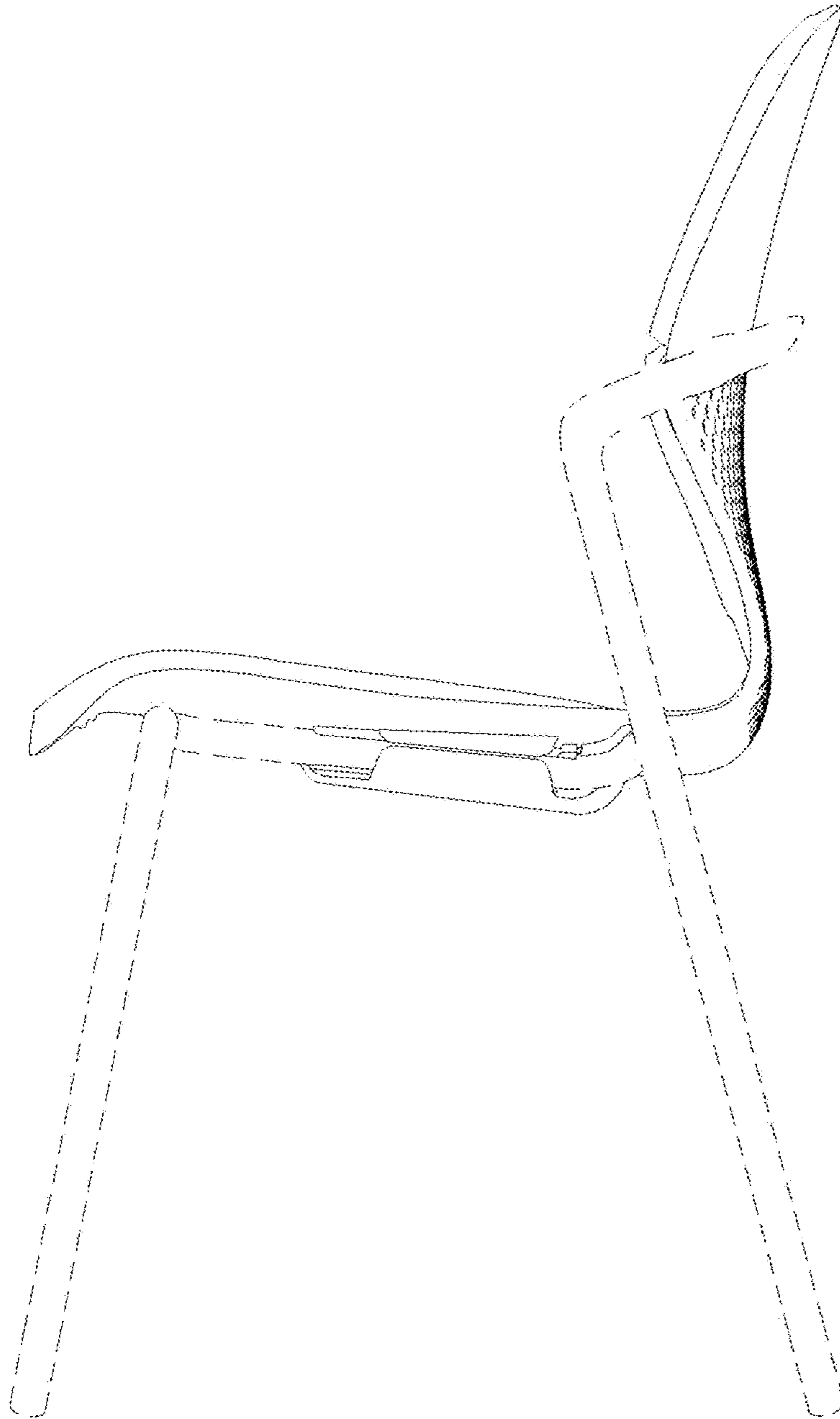


FIG. 4

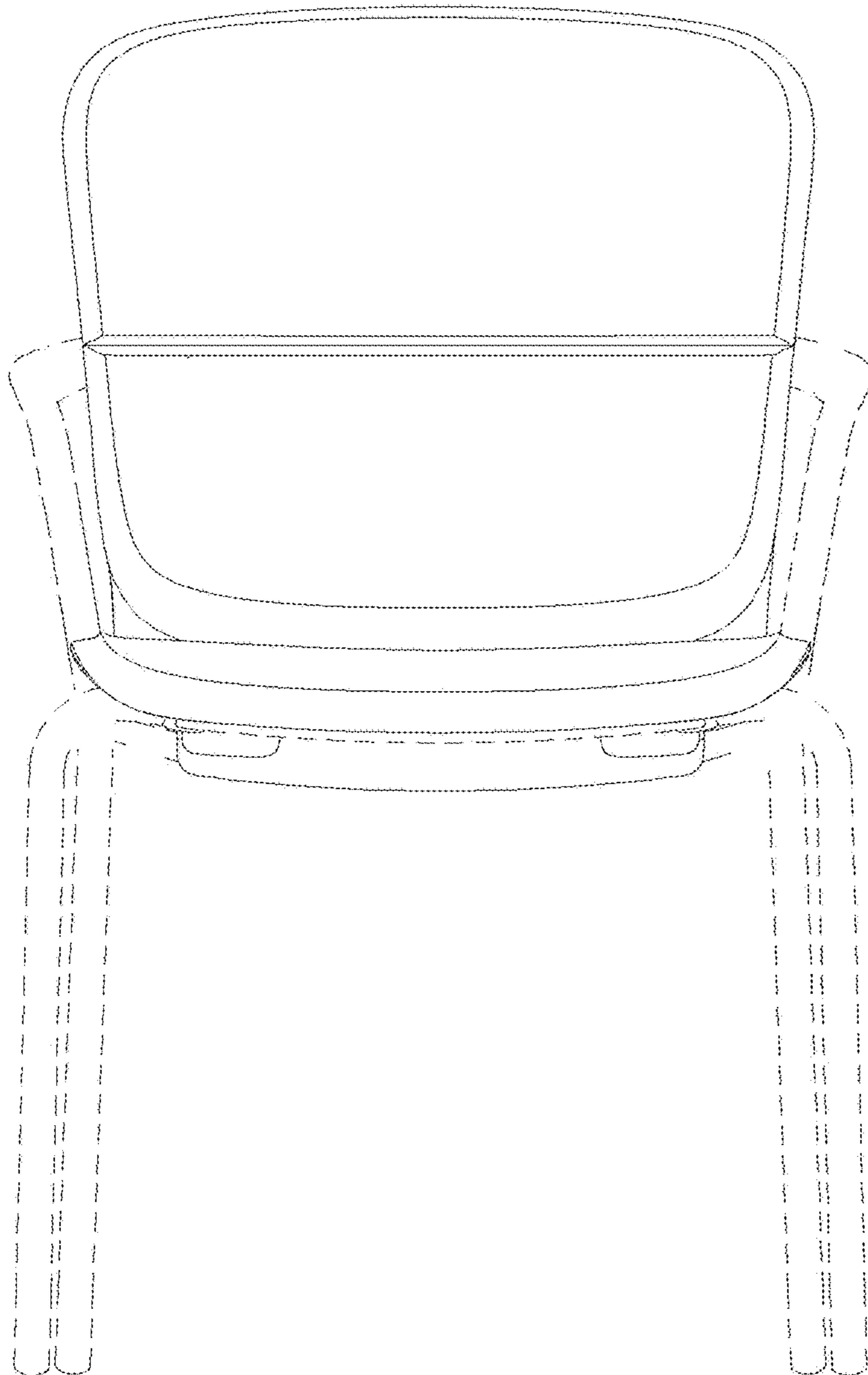


FIG. 5




FIG. 6




FIG. 7

