



US00D856039S

(12) **United States Design Patent** (10) **Patent No.:** **US D856,039 S**
Parikh (45) **Date of Patent:** **** Aug. 13, 2019**

(54) **CONSOLE**

(71) Applicant: **Williams-Sonoma, Inc.**, San Francisco, CA (US)

(72) Inventor: **Andrea Parikh**, Brooklyn, NY (US)

(73) Assignee: **Williams-Sonoma, Inc.**, San Francisco, CA (US)

(**) Term: **15 Years**

(21) Appl. No.: **29/635,471**

(22) Filed: **Jan. 31, 2018**

(51) **LOC (12) Cl.** **06-04**

(52) **U.S. Cl.**
USPC **D6/671**

(58) **Field of Classification Search**
USPC D6/657, 659, 661, 663, 669, 671, 671.1, D6/683.1, 672, 673, 675
CPC A47B 31/00; A47B 46/00; A47B 47/00; A47B 47/022; A47B 47/05; A47B 47/02; A47B 47/04; A47B 47/0066; A47B 47/024; A47B 55/00; A47B 71/00; A47B 67/00; A47B 67/02; A47B 67/04; A47B 73/00; A47B 81/00; A47B 43/00; A47B 43/04; A47B 45/00; A47B 61/00; A47B 61/06; A47B 79/00; A47F 3/00; A47F 3/001; A47F 3/005; A47F 3/0434; A47F 5/08; A47F 7/0078

See application file for complete search history.

(56) **References Cited**

U.S. PATENT DOCUMENTS

1,151,491	A *	8/1915	MacDaniel	A47B 43/04 211/182
D267,532	S *	1/1983	Platner	D6/671.1
D420,230	S *	2/2000	Wanek	D6/671.1
D553,879	S *	10/2007	Juneau	D6/671
D560,930	S *	2/2008	Woodward	D6/671.1
D598,672	S *	8/2009	Maly	D6/671.1
D667,654	S *	9/2012	Lenney	D6/671.1
D728,280	S *	5/2015	Weatherly	D6/671.1
D730,088	S *	5/2015	Brunner	D6/663
D742,667	S *	11/2015	Weatherly	D6/671.1
D812,935	S *	3/2018	Hannoosh	D6/671.1
D813,573	S *	3/2018	Hannoosh	D6/671

* cited by examiner

Primary Examiner — R. Johnson

(74) *Attorney, Agent, or Firm* — Cook Alex Ltd.; R. Blake Johnston

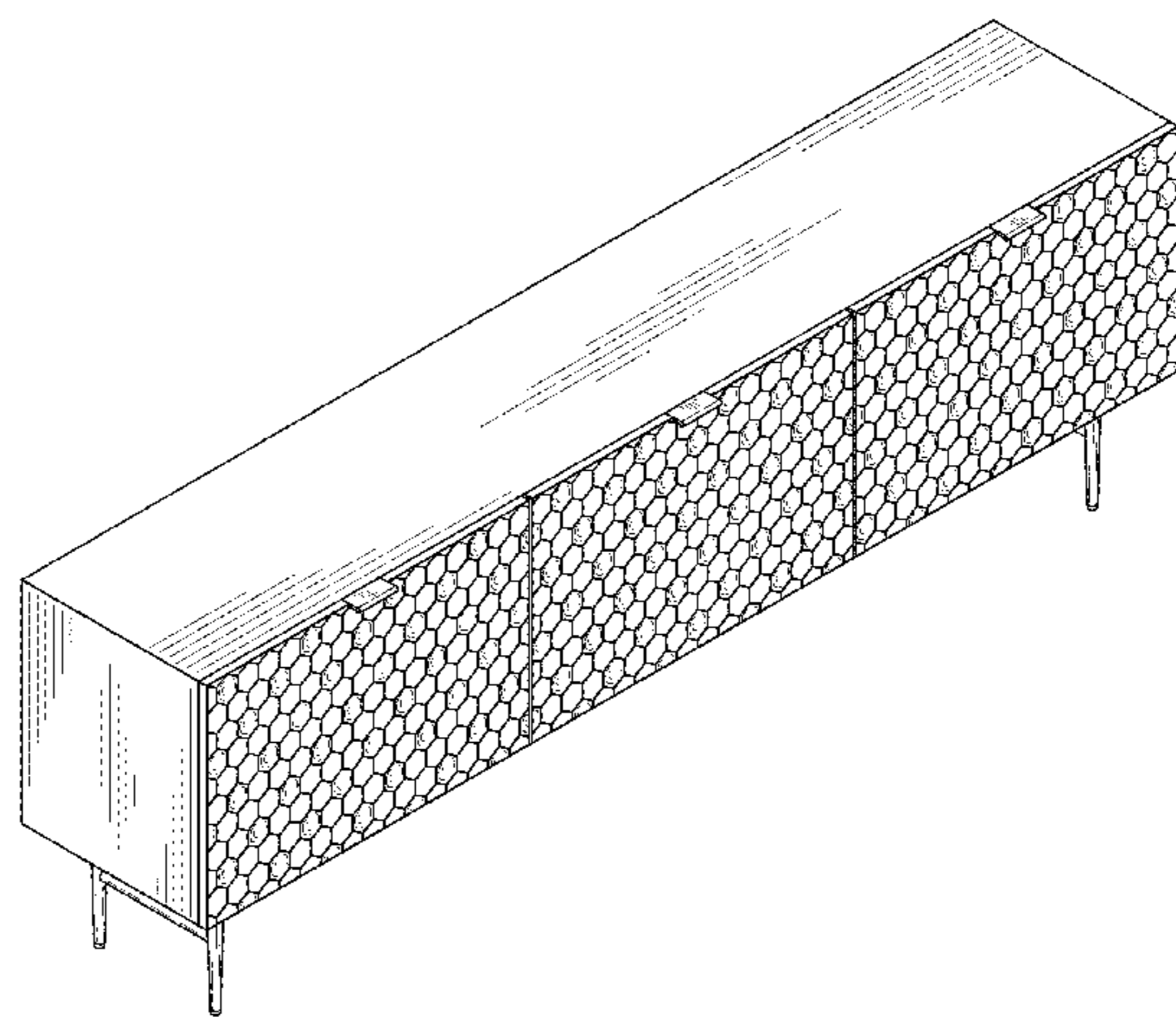
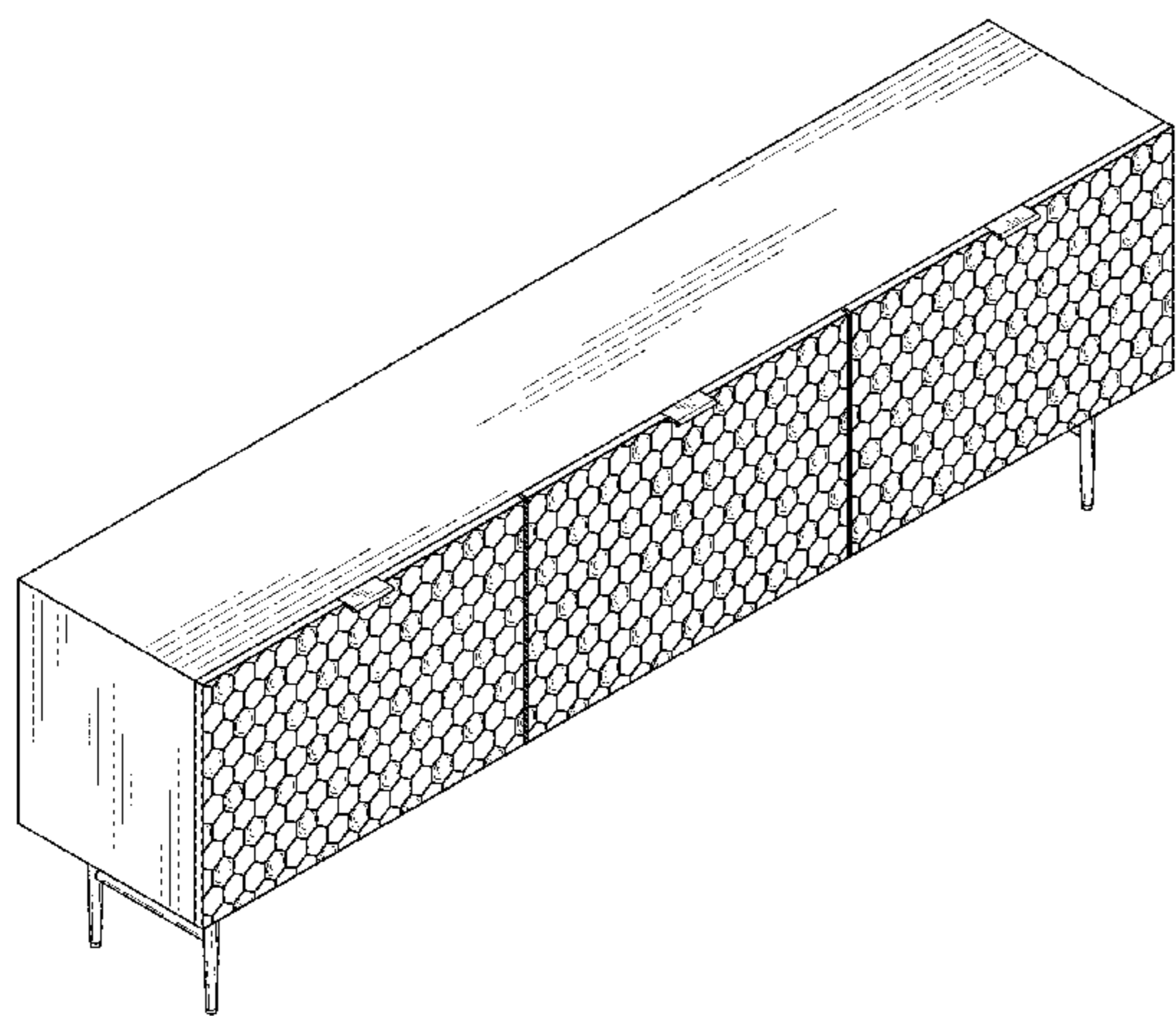
(57) **CLAIM**

The ornamental design for a console, as shown and described.

DESCRIPTION

FIG. 1 is a perspective view of the console;
FIG. 2 is a front elevational view of the console;
FIG. 3 is a rear elevational view of the console;
FIG. 4 is a left side elevational view of the console, the opposite side of which is a mirror image;
FIG. 5 is a top plan view of the console; and,
FIG. 6 is a bottom plan view of the console.

1 Claim, 4 Drawing Sheets



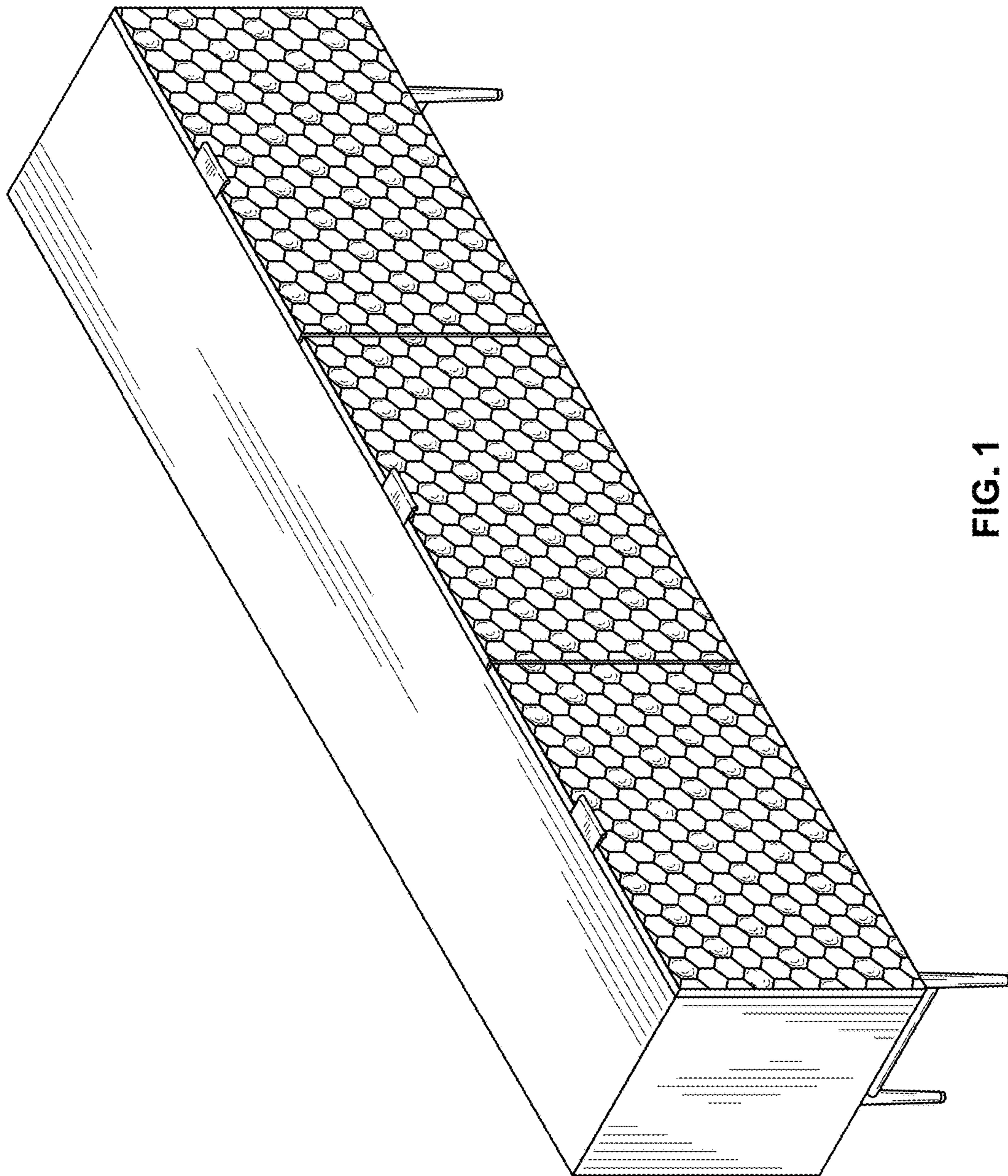


FIG. 1

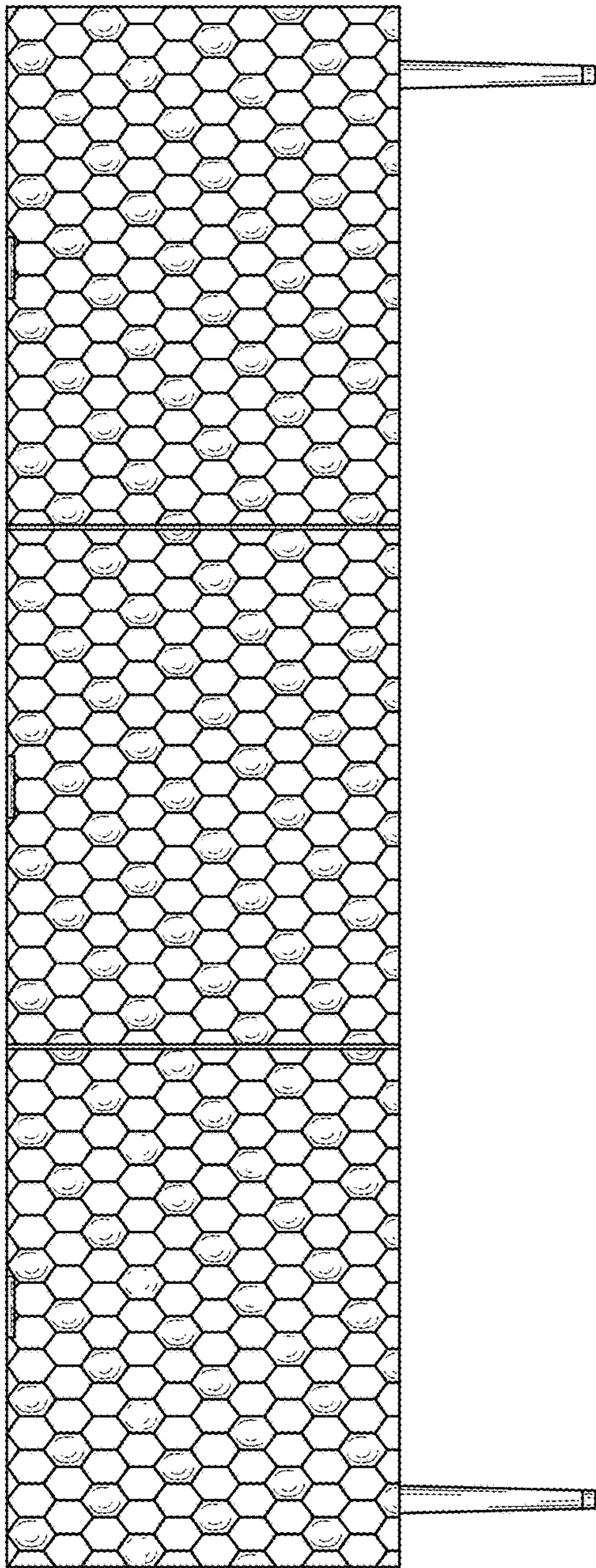


FIG. 2




FIG. 3

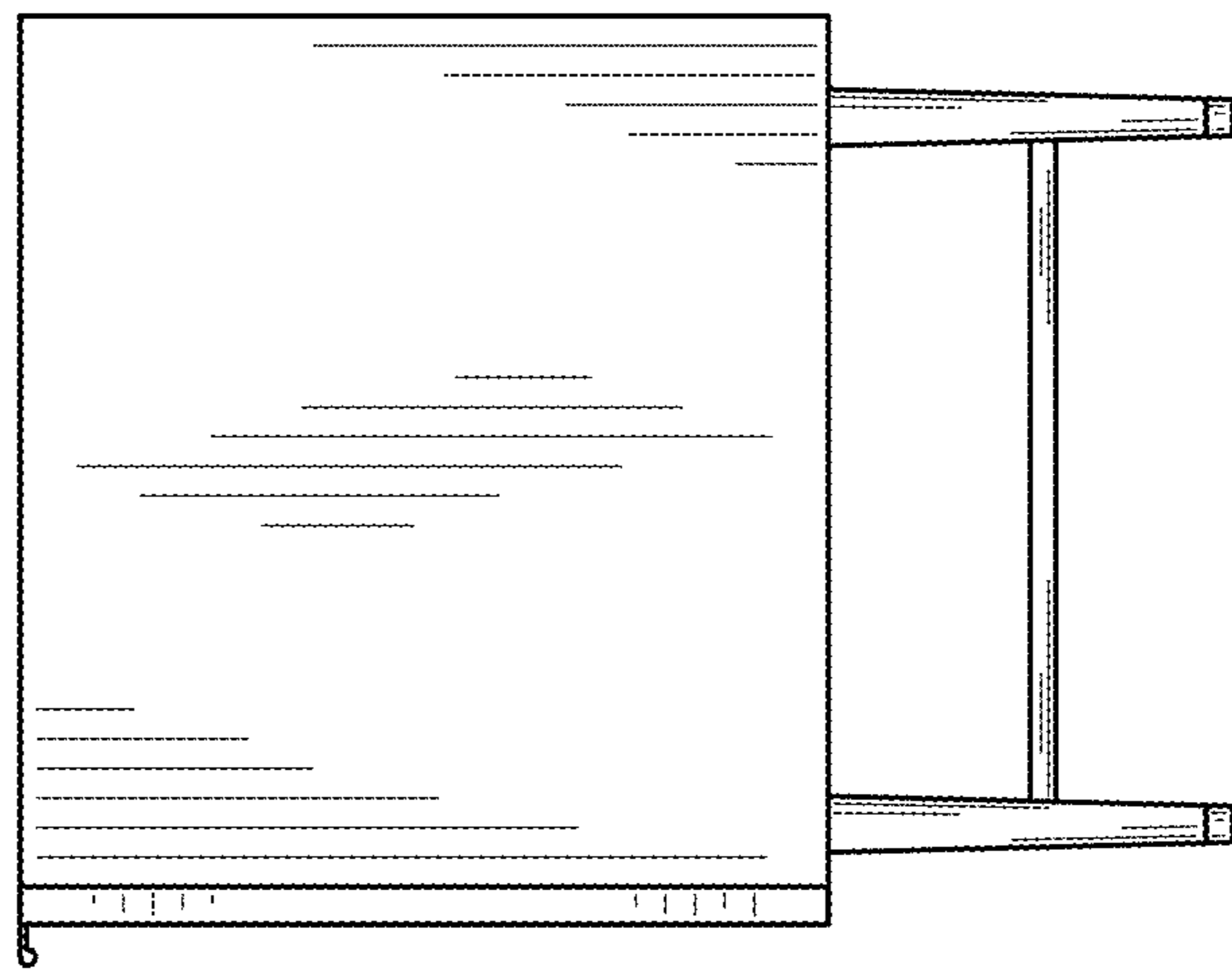


FIG. 4

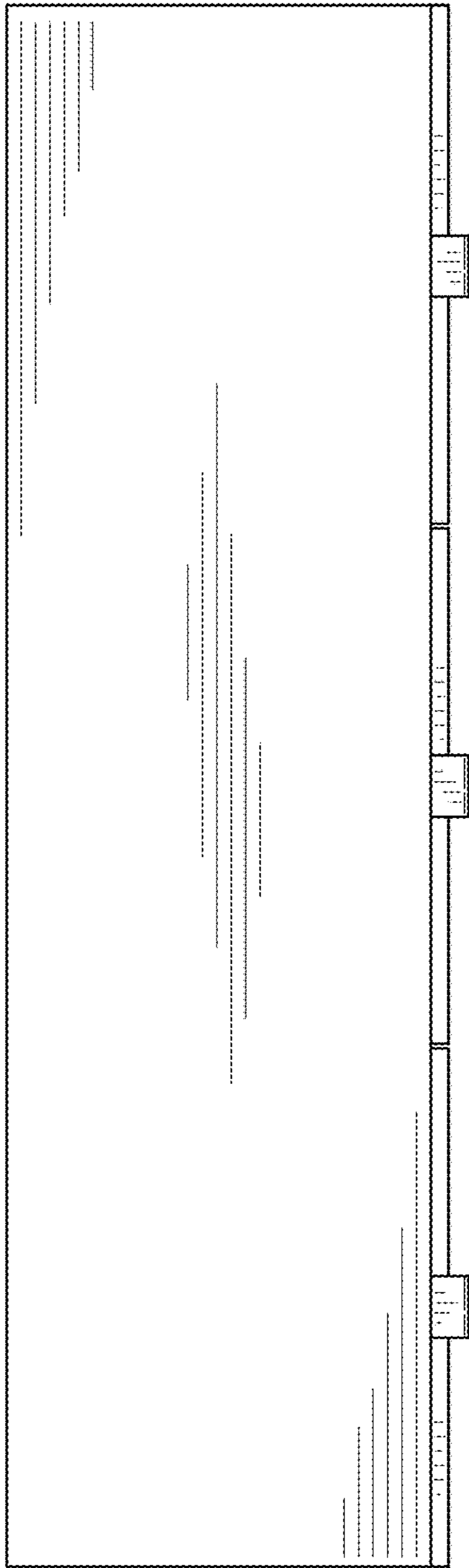


FIG. 5

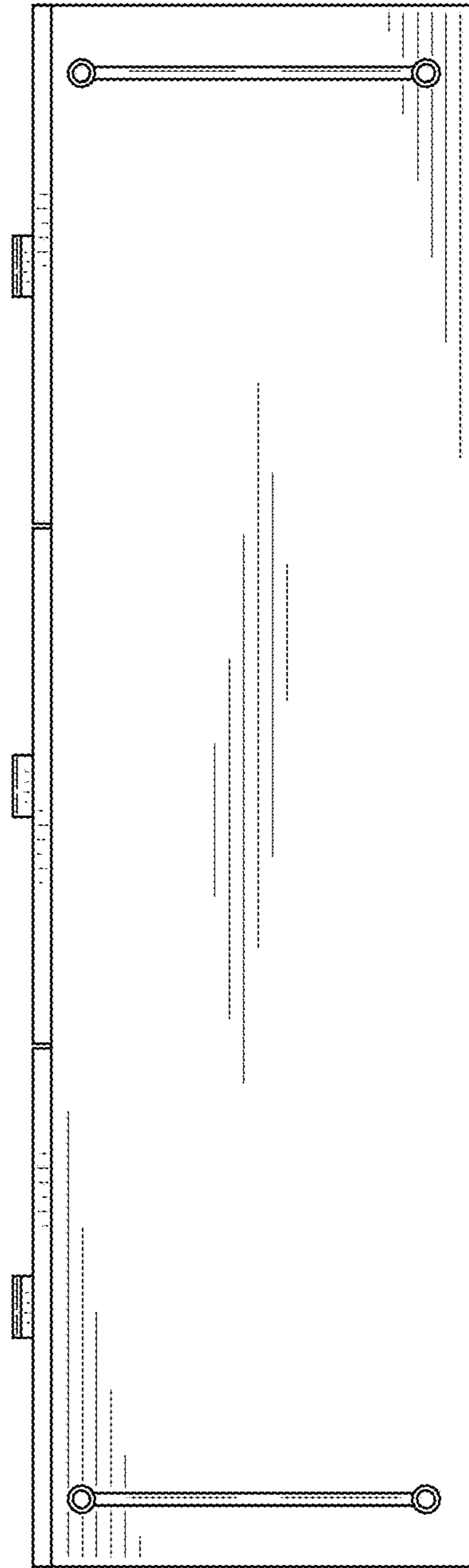


FIG. 6