

US00D856037S

(12) **United States Design Patent** (10) **Patent No.:** **US D856,037 S**
Tuthill et al. (45) **Date of Patent:** **** Aug. 13, 2019**

(54) **FURNITURE AND ANIMAL CRATE ASSEMBLY**

(71) Applicant: **Hebe Studio Limited**, Oxfordshire (GB)

(72) Inventors: **James Tuthill**, Oxford (GB); **Johannes Paul**, London (GB); **Simon Nicholls**, Northamptonshire (GB); **William Windham**, Banbury (GB)

(73) Assignee: **HEBE STUDIO LIMITED**, Oxfordshire (GB)

(**) Term: **15 Years**

(21) Appl. No.: **29/604,552**

(22) Filed: **May 18, 2017**

(30) **Foreign Application Priority Data**

Dec. 6, 2016 (EM) 003502186-0004
Dec. 6, 2016 (EM) 003502186-0005

(51) **LOC (12) Cl.** **06-04**

(52) **U.S. Cl.**
USPC **D6/657**

(58) **Field of Classification Search**
USPC D6/514, 657, 675, 690, 691.4; D14/451; D26/93; D34/1
CPC A47B 47/05; A47B 47/06; A47B 47/0041; A47F 7/281; A01K 1/033; B65D 7/20; E04B 2/7425; E04B 2002/7483; E04B 2002/7487
See application file for complete search history.

(56) **References Cited**

U.S. PATENT DOCUMENTS

1,840,561 A * 1/1932 Bre Miller B65B 3/006
220/345.1
3,677,203 A * 7/1972 Barrineau A47F 5/0037
108/166

4,447,096 A * 5/1984 Perl A47B 47/05
312/111
4,519,318 A * 5/1985 Weldon-Ming A47B 47/06
108/159
D283,323 S * 4/1986 Cervero D14/451
D333,197 S * 2/1993 Scheinberg D34/1
D455,292 S * 4/2002 Hardy D6/675
D473,072 S * 4/2003 Seeley D14/447
D554,389 S * 11/2007 Pierce D30/108

(Continued)

OTHER PUBLICATIONS

“How to Build a Mid-Century Modern Nightstand” Mar. 11, 2017, remodelaholic.com, site visited Sep. 24, 2018 <<https://www remodelaholic.com/build-mid-century-modern-nightstand/>> (Year: 2017).*

(Continued)

Primary Examiner — Kevin R Rudzinski

Assistant Examiner — Paul D Bohannon

(74) *Attorney, Agent, or Firm* — Taft Stettinius & Hollister LLP; Stephen F. Rost

(57) **CLAIM**

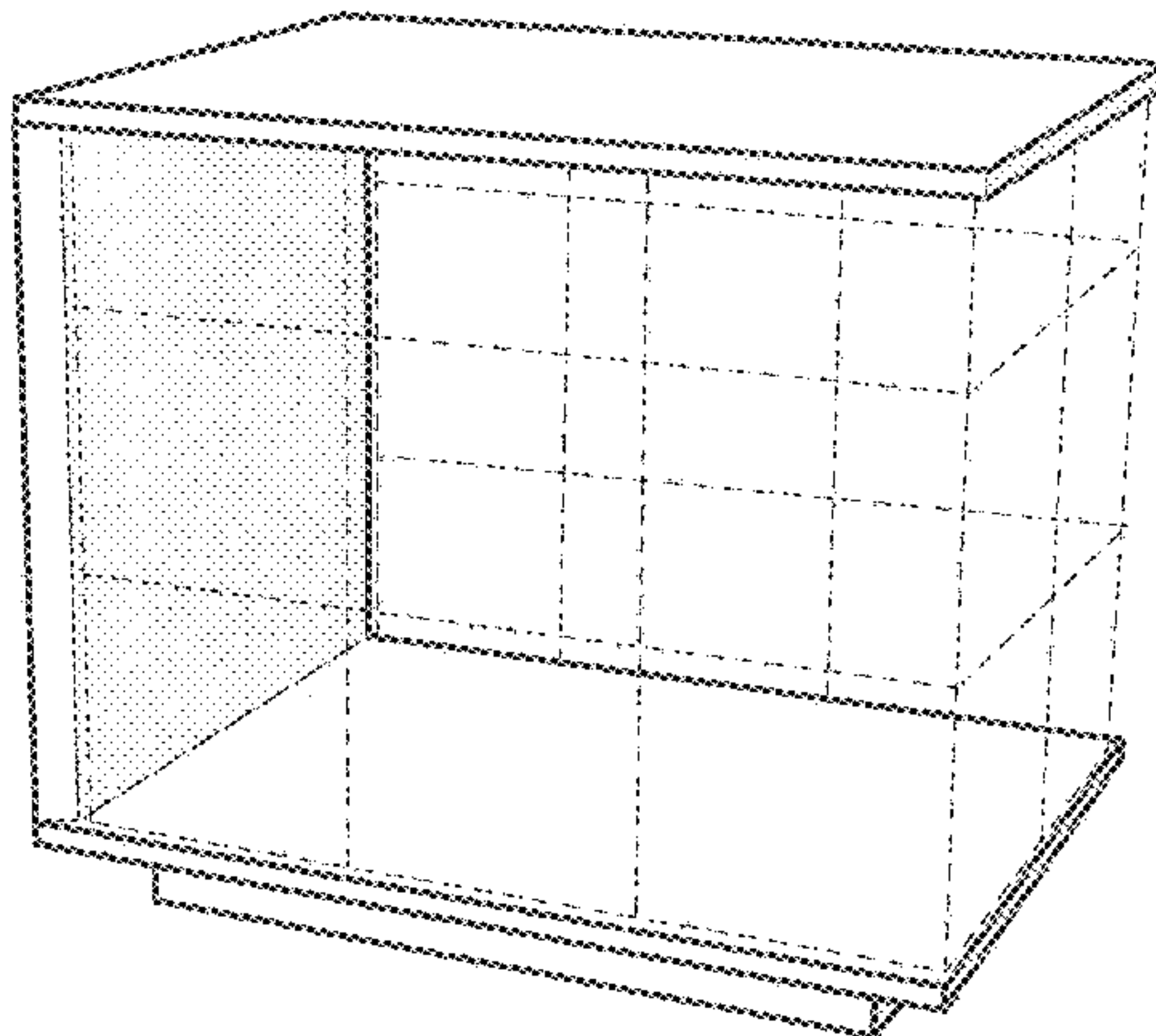
The ornamental design for a furniture and animal crate assembly, as shown and described.

DESCRIPTION

FIG. 1 is a perspective view of one embodiment of a furniture and animal crate assembly;
FIG. 2 is a leftside elevational view thereof;
FIG. 3 is a rightside elevational view thereof;
FIG. 4 is a top plan view thereof;
FIG. 5 is a bottom plan view thereof;
FIG. 6 is a back view thereof; and,
FIG. 7 is a front view thereof.

The broken lines shown in the drawings are for the purpose of illustrating portions of the article and form no part of the claimed design.

1 Claim, 7 Drawing Sheets



(56)

References Cited

U.S. PATENT DOCUMENTS

7,461,484 B2 * 12/2008 Battey E04B 2/7425
52/220.7
D613,980 S * 4/2010 Bucholz D6/514
D644,456 S * 9/2011 Martin D6/690
8,113,600 B2 * 2/2012 Zalewski A47B 47/0041
312/107
8,240,274 B2 * 8/2012 Greene A01K 1/033
119/453
D764,096 S * 8/2016 Bi D26/93
D778,090 S * 2/2017 Thompson D6/691.4
9,846,876 B2 * 12/2017 Seyer G07F 17/3218

OTHER PUBLICATIONS

“Fishback 1 Drawer Nightstand” Jul. 31, 2015, allmodern.com, site visited Sep. 24, 2018 <<https://www.allmodern.com/furniture/pdp/fishback-1-drawer-nighstand-orne4306.html>> (Year: 2015).*

* cited by examiner

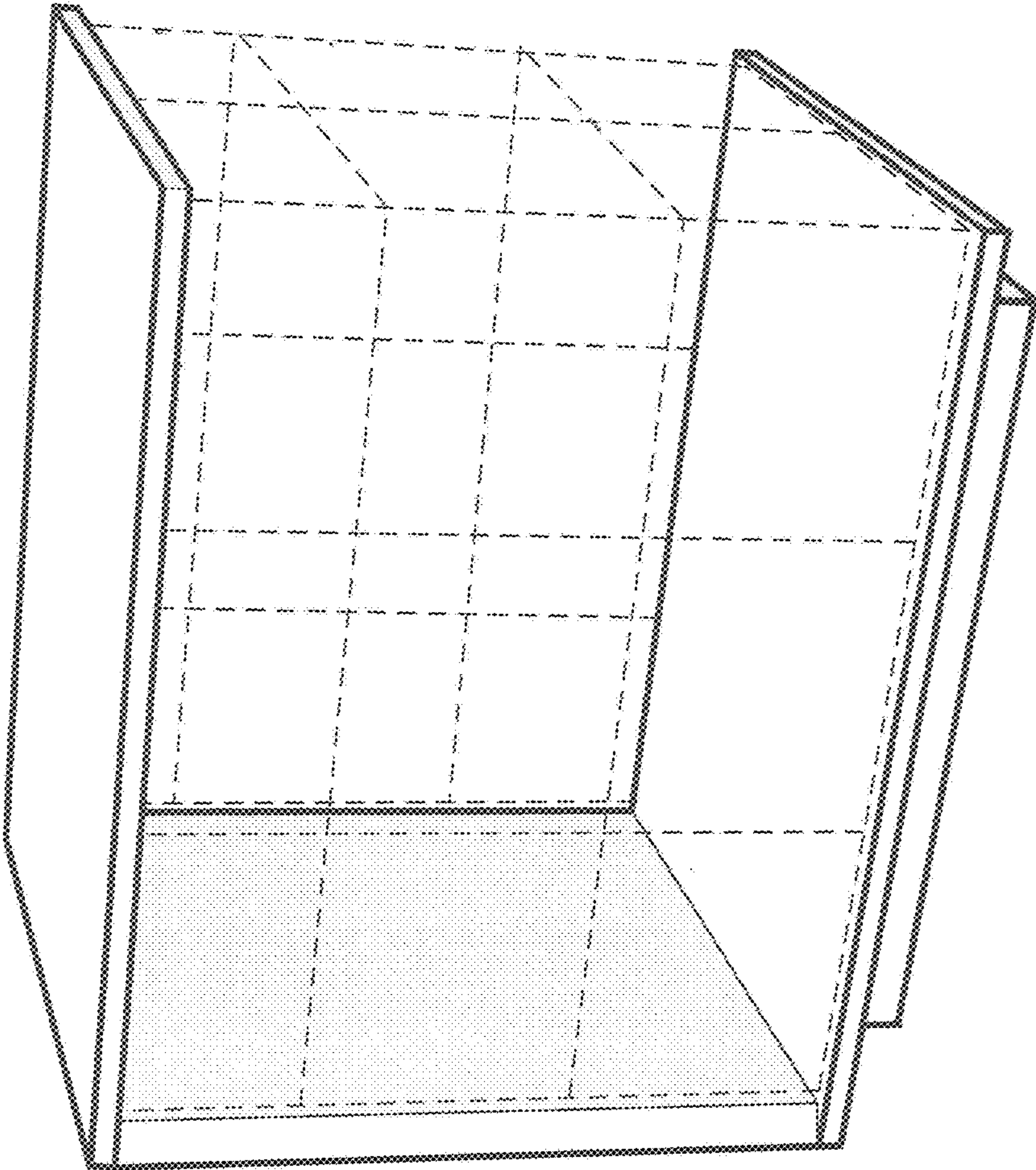


FIGURE 1




FIGURE 2




FIGURE 3




FIGURE 4




FIGURE 5




FIGURE 6




FIGURE 7