



US00D856026S

(12) **United States Design Patent** (10) **Patent No.:** **US D856,026 S**
Teeters (45) **Date of Patent:** **** Aug. 13, 2019**

(54) **SHADE APPARATUS FOR BROILER
POULTRY HOUSE**

1,323,978 A 12/1919 Gebhardt
1,673,906 A 6/1928 Fager
1,934,337 A 11/1933 Swanson
1,995,456 A 3/1935 Kannel
2,010,808 A 8/1935 Braine
2,146,816 A 2/1939 Grassby

(71) Applicant: **Dandy Light Traps, Inc.**, Statesville,
NC (US)

(72) Inventor: **Kenneth W. Teeters**, Mooresville, NC
(US)

(73) Assignee: **Dandy Light Traps, Inc.**, Statesville,
NC (US)

(**) Term: **15 Years**

(21) Appl. No.: **29/590,459**

(22) Filed: **Jan. 10, 2017**

(51) **LOC (12) Cl.** **06-10**

(52) **U.S. Cl.**

USPC **D6/577**; D6/580

(58) **Field of Classification Search**

USPC D6/575-581; D8/358, 376; D25/55,
D25/119, 121, 123, 125; D26/138;
D13/155

CPC . A01G 9/222; A47H 1/04; A47H 1/13; A47H
23/00; A47H 23/01; A47H 23/06; A47H
23/10; A47H 5/00; A47H 5/03; A47H
5/06; E06B 2009/1505; E06B 2009/247;
E06B 2009/2476; E06B 2009/2494; E06B
2009/2622; E06B 2009/2625; E06B
2009/2627; E06B 2009/524; E06B 9/24;
E06B 9/26; E06B 9/262; E06B 9/264;
E06B 9/28; E06B 9/302; E06B 9/303;
E06B 9/322; E06B 9/323; E06B 9/34;
E06B 9/386; E06B 9/388; E06B 9/40;
E06B 9/42; E06B 9/521; E06B 9/56;
E06B 9/60; A01K 1/0052

See application file for complete search history.

(56) **References Cited**

U.S. PATENT DOCUMENTS

313,865 A 3/1885 Hayes
925,144 A 6/1909 Ward

FOREIGN PATENT DOCUMENTS

CA 2028091 A1 3/1992
DE 8127831 U1 2/1982
GB 2205474 A 12/1988

OTHER PUBLICATIONS

International Search Report for International Application No. PCT/
US17/12950, dated Apr. 7, 2017.

(Continued)

Primary Examiner — Kevin K Rudzinski

Assistant Examiner — Clare Ann Gannon

(74) *Attorney, Agent, or Firm* — Ashley Law Firm P.C.;
Stephen S. Ashley, Jr.

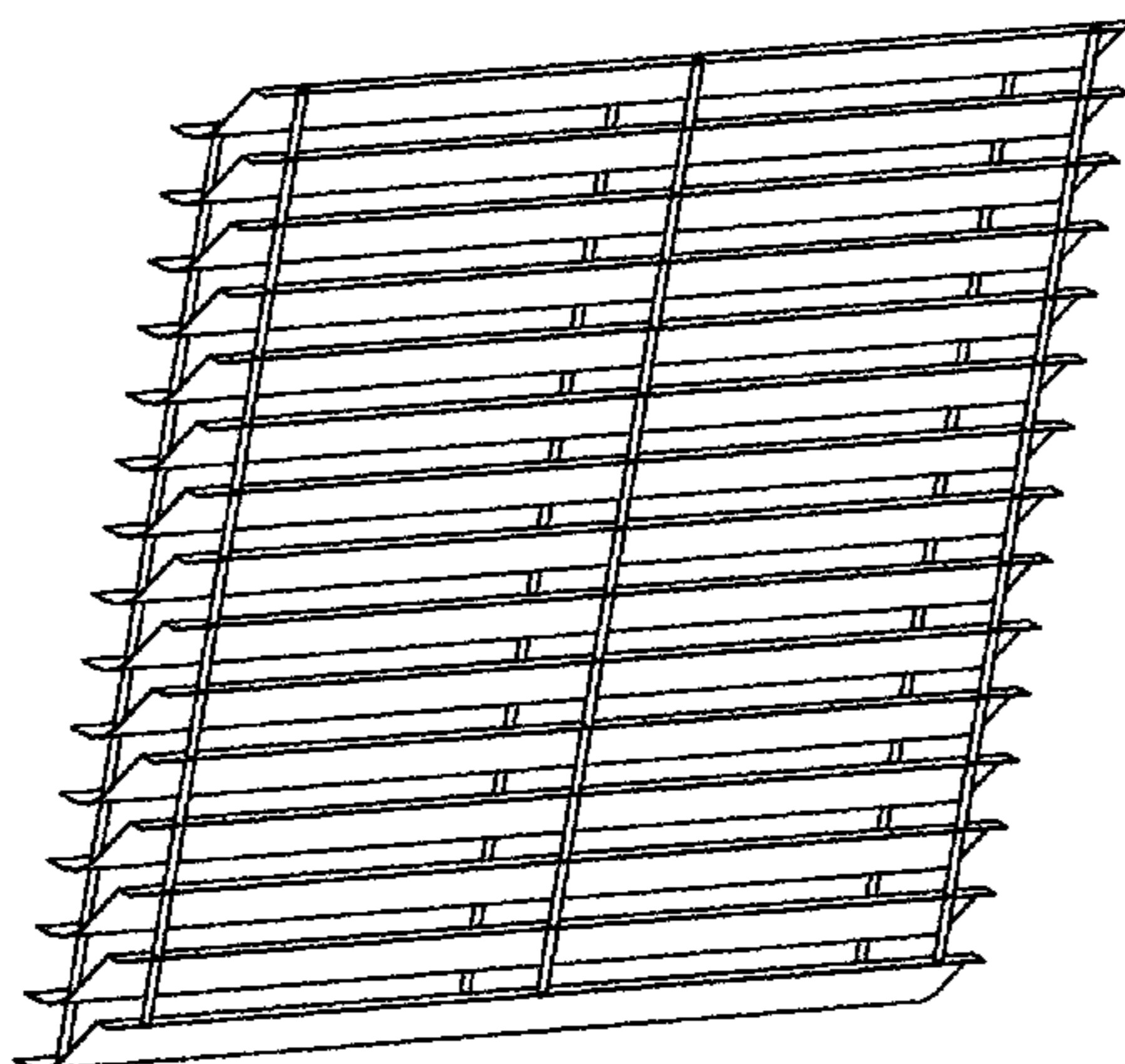
(57) **CLAIM**

I claim the ornamental design for a shade apparatus for
broiler poultry house, as shown and described.

DESCRIPTION

FIG. 1 is a perspective view of a shade apparatus for a
broiler poultry house according to the invention;
FIG. 2 is another perspective view thereof;
FIG. 3 is a front elevation view thereof;
FIG. 4 is a top plan view thereof;
FIG. 5 is a bottom plan view thereof;
FIG. 6 is a rear elevation thereof;
FIG. 7 is a left side view thereof; and,
FIG. 8 is a right side view thereof.

1 Claim, 4 Drawing Sheets



(56)

References Cited

U.S. PATENT DOCUMENTS

2,364,378 A 9/1942 Levinsen
 2,551,736 A * 5/1951 Guarcello E06B 9/302
 160/172 R
 2,620,869 A 9/1952 Friedman
 2,738,558 A 3/1956 Davis
 2,757,727 A 8/1956 Findell
 2,887,034 A 5/1959 Gorth
 2,985,093 A 5/1961 Averill
 D194,410 S 1/1963 Bishop
 3,217,631 A 11/1965 Thompson
 3,285,156 A 11/1966 Bohanon
 3,378,955 A 4/1968 Wahlgren
 3,584,566 A 6/1971 McCabe
 3,628,442 A 12/1971 Nijhuis
 3,682,084 A 8/1972 Tarnoff
 5,133,692 A 7/1992 Koop
 5,165,459 A * 11/1992 Gaber E06B 9/30
 160/168.1 R
 5,238,451 A 8/1993 Wulf et al.
 5,277,658 A 1/1994 Goettl
 5,304,210 A 4/1994 Smit
 5,601,485 A 2/1997 Gigola
 5,999,323 A 12/1999 Wood
 6,318,441 B1 11/2001 Love et al.
 6,386,828 B1 * 5/2002 Davis A01K 1/0052
 415/147
 6,588,372 B1 7/2003 Terrell et al.
 6,644,377 B1 11/2003 Lewis
 D489,928 S * 5/2004 Gilmore D6/580
 D518,988 S * 4/2006 Strand D6/575
 7,156,051 B2 1/2007 Lorton et al.
 7,240,715 B2 * 7/2007 Hoffmann E06B 9/42
 160/120
 D594,262 S * 6/2009 McNiel E06B 9/322
 D6/577
 7,722,449 B2 5/2010 Nowak et al.
 D674,638 S * 1/2013 Huang E06B 9/26
 D6/577
 D683,990 S * 6/2013 Huang E06B 9/303
 D6/577
 8,684,803 B2 4/2014 Berkompas

8,714,758 B2 5/2014 Strickland et al.
 D748,409 S * 2/2016 Marocco E06B 9/303
 D6/577
 D764,212 S * 8/2016 Fujita E06B 9/34
 D6/580
 2005/0284585 A1 * 12/2005 Taylor E06B 9/303
 160/172 R
 2007/0163726 A1 7/2007 Lewis
 2007/0175599 A1 8/2007 Froese
 2007/0256372 A1 11/2007 Vagedes
 2008/0000592 A1 * 1/2008 Huang E06B 9/322
 160/170
 2009/0288731 A1 * 11/2009 Chang D03D 1/08
 139/383 R
 2010/0314053 A1 12/2010 Buser
 2012/0024809 A1 2/2012 Rowan
 2012/0085503 A1 4/2012 Kotin
 2013/0292066 A1 11/2013 Draper
 2013/0306254 A1 11/2013 Cheou et al.
 2014/0034251 A1 * 2/2014 Colson E06B 9/34
 160/132
 2014/0262066 A1 * 9/2014 Certain E06B 9/26
 160/84.02
 2014/0262071 A1 * 9/2014 Colson E06B 9/303
 160/133
 2016/0215558 A1 * 7/2016 Byun E06B 9/262
 2017/0198939 A1 * 7/2017 Teeters E06B 9/28
 2017/0247941 A1 * 8/2017 Colson E06B 9/303
 2017/0362890 A1 * 12/2017 Huang E06B 9/303
 2018/0080278 A1 * 3/2018 Huang E06B 9/322
 2018/0119487 A1 * 5/2018 Colson E06B 9/384
 2018/0179812 A1 * 6/2018 Dubina E06B 9/42
 2018/0332829 A1 * 11/2018 Teeters A01K 1/0052

OTHER PUBLICATIONS

Written Opinion of the International Searching Authority or International Application No. PCT/US17/12950, dated Apr. 7, 2017.
 English translation of abstract of German Patent Publication No. DE8127831U1, Feb. 4, 1982.
 Red Truck Supply, Inc.; Darkout Systems manual; date unknown.
 Red Truck Supply, Inc.; Darkout Systems assembly manual; date unknown.

* cited by examiner

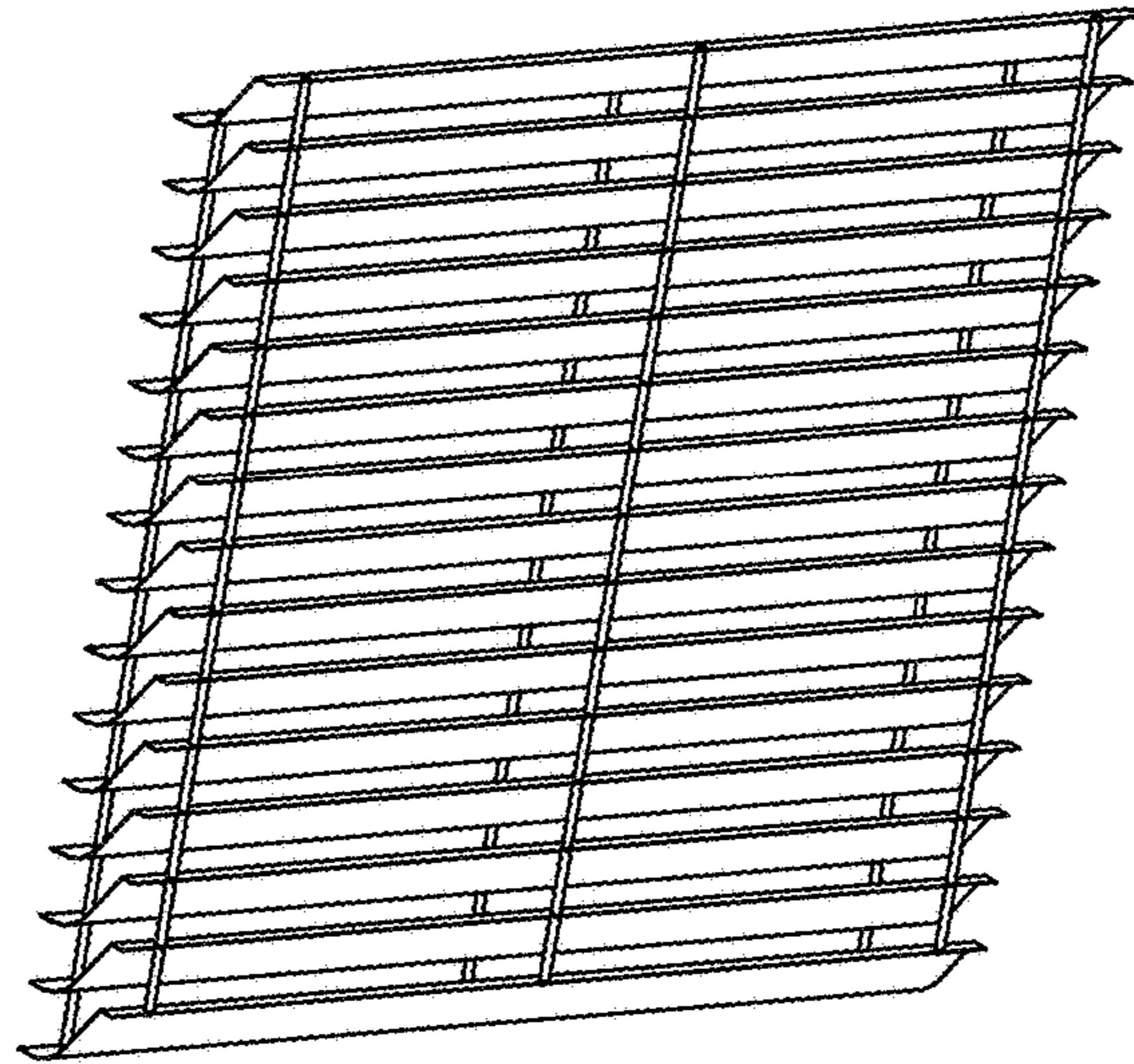


Fig. 1




Fig. 2



Fig. 4




Fig. 3

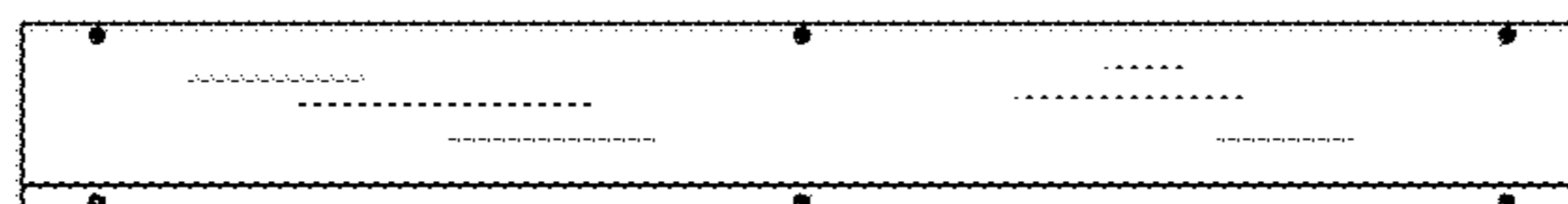


Fig. 5

Fig. 6

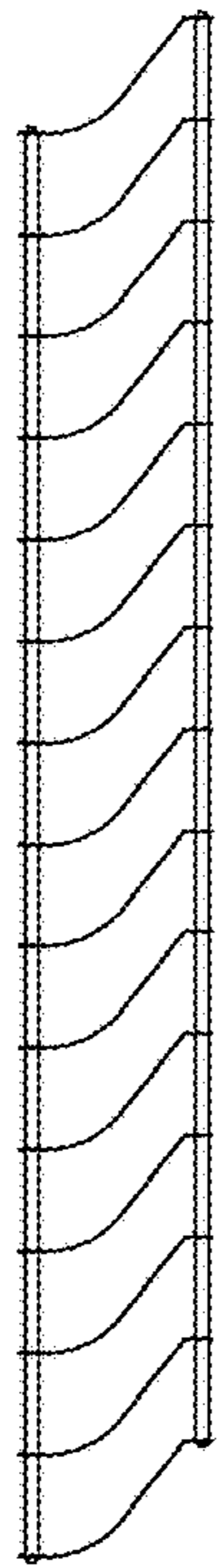


Fig. 7

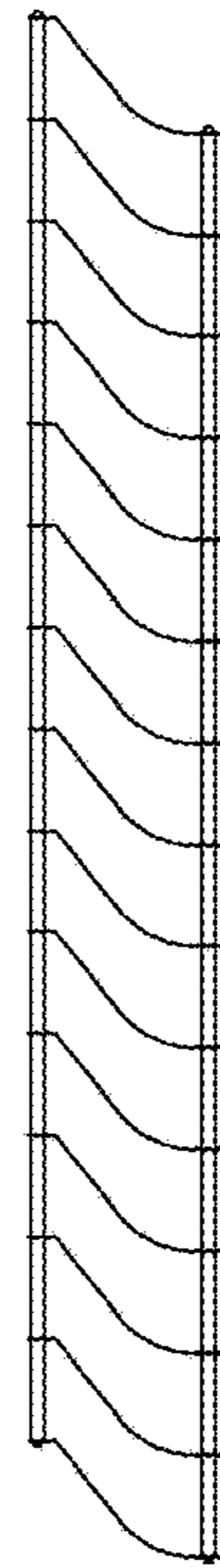


Fig. 8