



US00D856025S

(12) **United States Design Patent** (10) **Patent No.:** **US D856,025 S**
Sahaye (45) **Date of Patent:** **** Aug. 13, 2019**

(54) **MULTI-POSITION PLANT HANGER**

(71) Applicant: **Nivay Sahaye**, Lawrenceville, GA (US)

(72) Inventor: **Nivay Sahaye**, Lawrenceville, GA (US)

(73) Assignee: **Progressive Home Hardware Inc.**, Alpharetta, GA (US)

(**) Term: **15 Years**

(21) Appl. No.: **29/626,749**

(22) Filed: **Nov. 20, 2017**

(51) **LOC (12) Cl.** **06-04**

(52) **U.S. Cl.**
USPC **D6/556**

(58) **Field of Classification Search**
USPC D6/556, 512, 513, 514, 567, 562;
D8/354, 373; 248/312.1, 313
CPC A47G 7/047; A47G 7/045; A47G 7/044;
A01G 9/024
See application file for complete search history.

(56) **References Cited**

U.S. PATENT DOCUMENTS

D94,467 S *	2/1935	Cantor	D6/556
3,145,847 A *	8/1964	Clement	E04H 13/003
				211/107
D221,874 S *	9/1971	Collins	482/54
D244,956 S *	7/1977	Kristiansen	473/176
4,071,216 A *	1/1978	Einhorn	A47B 96/061
				248/282.1
D248,114 S *	6/1978	Mangiapane	D21/662
4,098,483 A *	7/1978	Pesola	A47G 7/045
				248/216.1
4,415,137 A *	11/1983	Garves	F16M 11/041
				211/86.01
4,444,371 A *	4/1984	Ragen	A47G 25/0678
				248/222.14
D321,227 S *	10/1991	Norell	D21/662

D411,737 S *	6/1999	Vogt	D8/373
D456,864 S *	5/2002	Dantolan	D21/662
D473,123 S *	4/2003	Anderson	D8/354
D474,959 S *	5/2003	Massa	D8/373
D526,367 S *	8/2006	Loccarini	D21/662
7,287,736 B2 *	10/2007	Hauck	A47G 7/045
				248/318
D561,572 S *	2/2008	Houghland	D8/381
D583,601 S *	12/2008	Doyle	D6/556
D657,831 S *	4/2012	Kurpat	D21/662
D688,337 S *	8/2013	Huang	D21/662
D703,973 S *	5/2014	Steele	D6/556
2003/0137832 A1 *	7/2003	Little	A47G 7/045
				362/183
2008/0083861 A1 *	4/2008	Conroy	A47G 7/045
				248/227.3

(Continued)

Primary Examiner — David G Muller

Assistant Examiner — Nathan M Johnston

(74) *Attorney, Agent, or Firm* — Walter A. Rodgers


(57) **CLAIM**

The ornamental design for a multi-position plant hanger, as shown and described.

DESCRIPTION

FIG. 1 is a perspective view of a multi-position plant hanger showing my new design;
FIG. 2 is a front elevation thereof;
FIG. 3 is a top plan view thereof;
FIG. 4 is a bottom plan view thereof;
FIG. 5 is a left-side elevation thereof, the right side being the same in appearance;
FIG. 6 is a rear elevation thereof;
FIG. 7 is a perspective view showing the plant hanger rotated 90° from that shown in FIG. 1; and,
FIG. 8 is top plan view of the hanger shown in FIG. 7.
The dotted lines are included for the purpose of illustration and form no part of the claimed design.

1 Claim, 8 Drawing Sheets



(56)

References Cited

U.S. PATENT DOCUMENTS

2009/0302180 A1* 12/2009 Dantuono A47B 96/061
248/205.1
2012/0144654 A1* 6/2012 Christian A47G 7/045
29/525.08
2013/0193287 A1* 8/2013 Murphy A47G 7/045
248/219.1

* cited by examiner

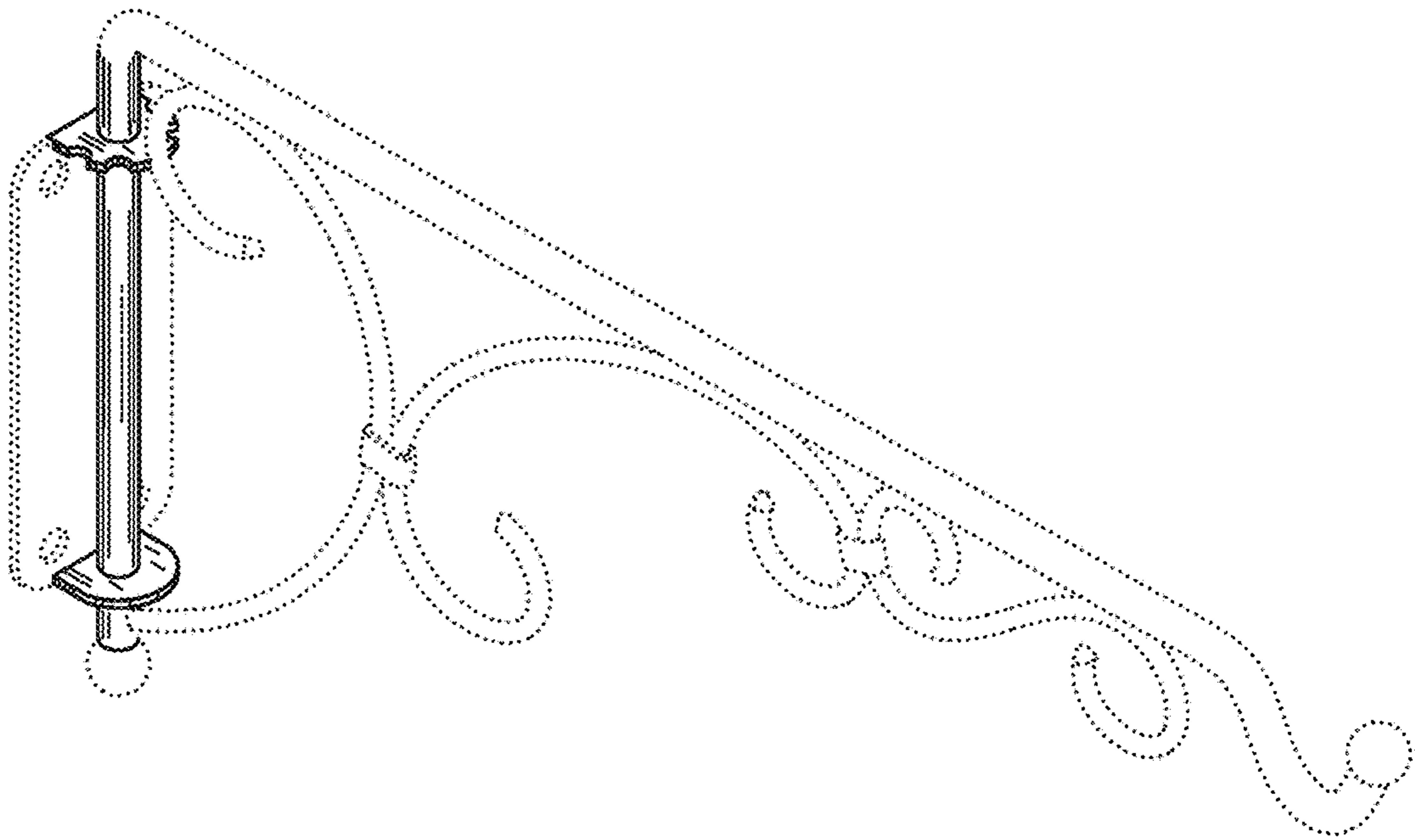


FIG. 1

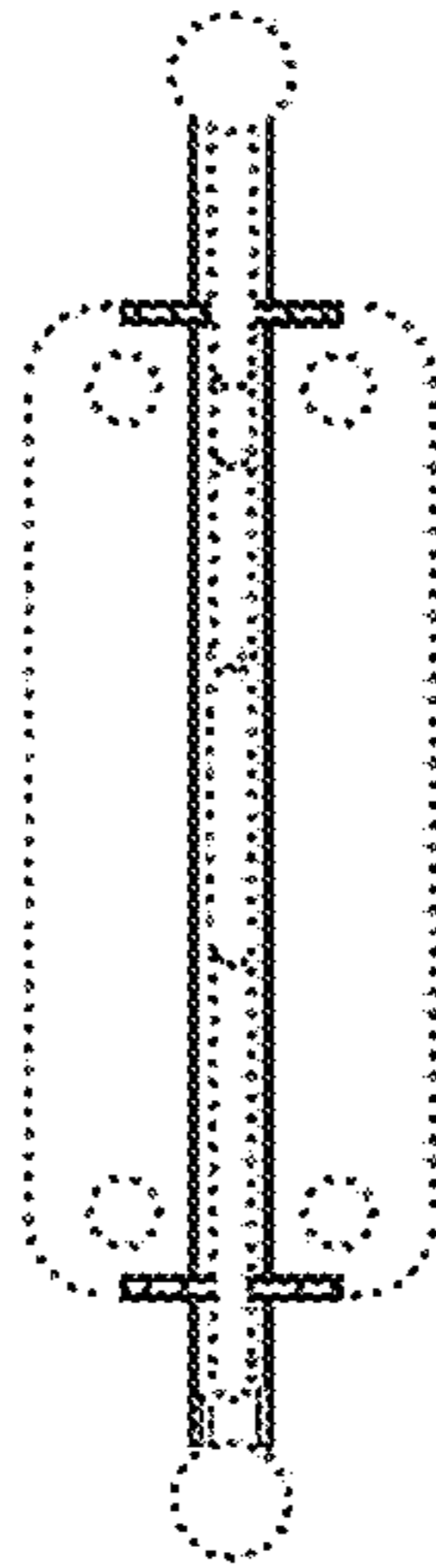


FIG. 2




FIG. 3




FIG. 4

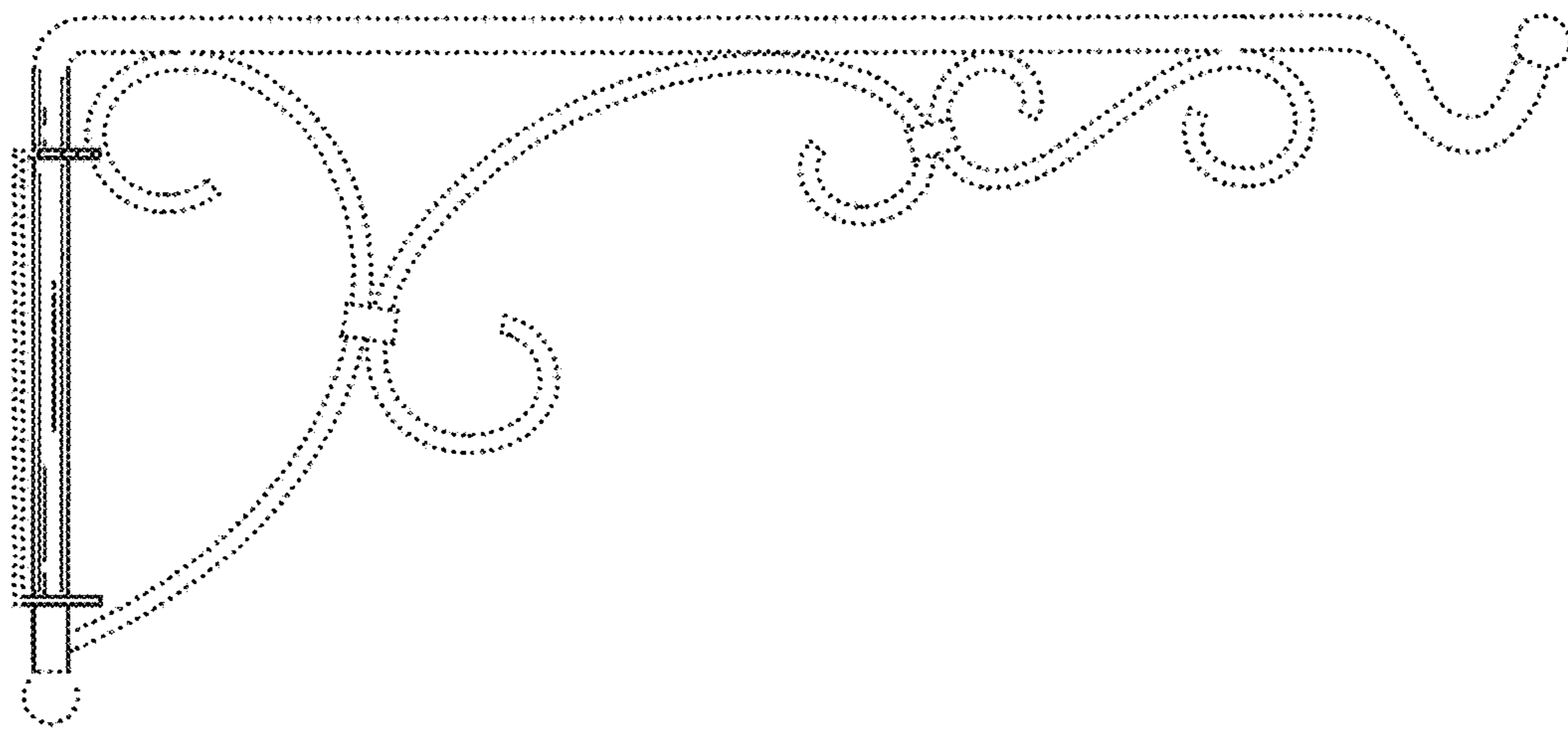


FIG. 5




FIG. 6

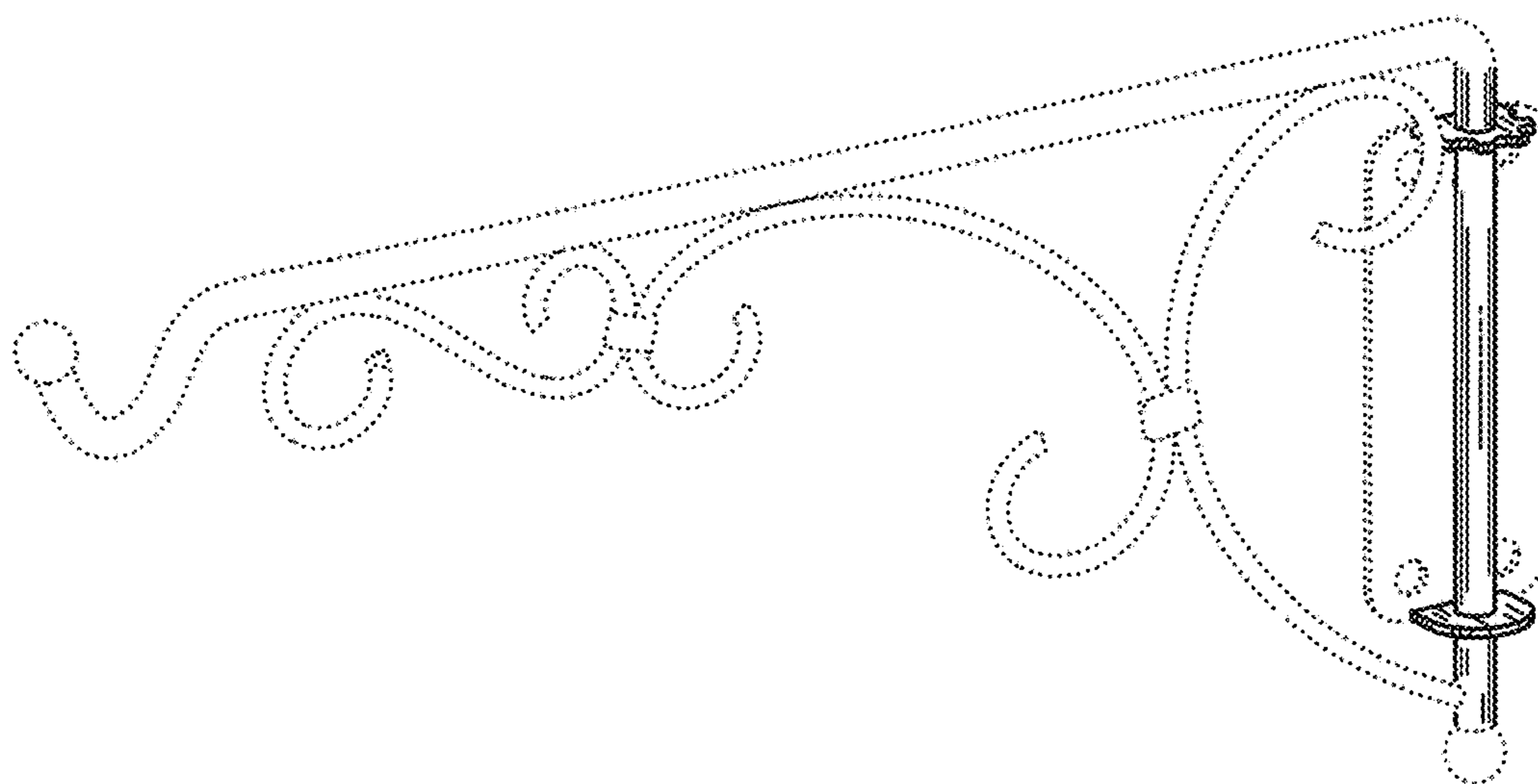


FIG. 7

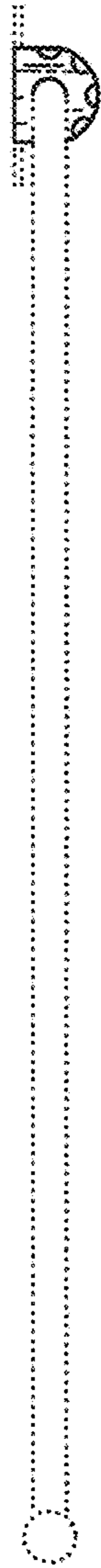


FIG. 8