



US00D856022S

(12) **United States Design Patent** (10) **Patent No.:** **US D856,022 S**
Trainor-Smith (45) **Date of Patent:** **** Aug. 13, 2019**

- (54) **JEWELRY ORGANIZER STAND** 2,536,187 A 1/1951 Kosky et al.
- (71) Applicant: **STS Innovation & Design, LLC,** D172,959 S 9/1954 Flippen
Fairfield, CT (US) 4,324,446 A 4/1982 LeSage
- (72) Inventor: **Sharon Trainor-Smith,** Fairfield, CT 4,340,144 A 7/1982 Cousins
(US) 4,390,099 A 6/1983 Trautlein et al.
- 5,054,624 A 10/1991 Camp
- 5,242,048 A 9/1993 Ellingsworth et al.

(Continued)

- (73) Assignee: **STS Innovation & Design, LLC,**
Fairfield, CT (US)

FOREIGN PATENT DOCUMENTS

- (**) Term: **15 Years**

DE 9103943 6/1991
WO WO-2011/029192 A1 3/2011

- (21) Appl. No.: **29/597,456**

OTHER PUBLICATIONS

- (22) Filed: **Mar. 17, 2017**

Rosink, English translation of DE 9103943 published Jun. 27, 1991.

(Continued)

Related U.S. Application Data

- (63) Continuation-in-part of application No. 15/200,033, filed on Jul. 1, 2016, now Pat. No. 9,622,596, which is a continuation-in-part of application No. 14/433,042, filed as application No. PCT/US2014/048345 on Jul. 28, 2014, now Pat. No. 9,392,889.

Primary Examiner — Wan Laymon
Assistant Examiner — Mark Booker

(74) *Attorney, Agent, or Firm* — Mark Nowotarski

- (51) **LOC (12) Cl.** **06-06**

- (52) **U.S. Cl.**
USPC **D6/513**

- (58) **Field of Classification Search**
USPC D6/513, 672, 673, 675, 675.4, 678.3,
D6/681-682; D14/217, 447; D20/41;
206/566; 108/29-30; 211/13.1, 85.2,
211/133.1, 182, 205; 223/120, 66;
248/176.1; 312/265.1; D11/14, 32, 53,
D11/128, 136, 150, 160, 174
CPC .. A47F 5/00; A47F 5/0807; A47F 5/12; A47F
7/02; A45F 2200/05
See application file for complete search history.

(57) **CLAIM**

The ornamental design for a jewelry organizer stand, as shown and described.

DESCRIPTION

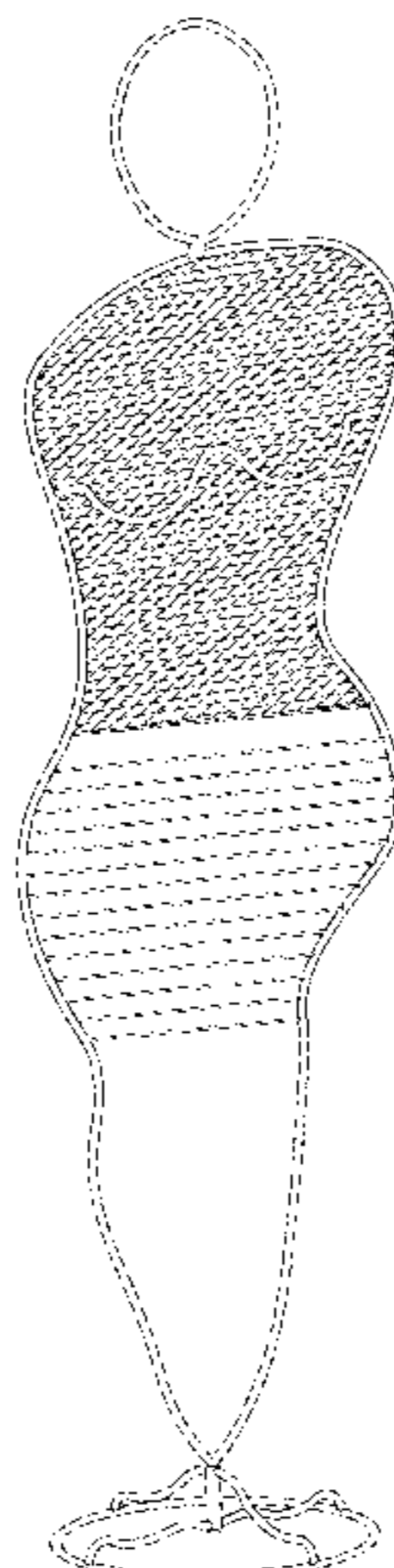
FIG. 1 is a perspective view of the jewelry organizer stand; FIG. 2 is a front view of the jewelry organizer stand; FIG. 3 is a back view of the jewelry organizer stand; FIG. 4 is a left view of the jewelry organizer stand; FIG. 5 is a right view of the jewelry organizer stand; FIG. 6 is a top view of the jewelry organizer stand; and, FIG. 7 is a bottom view of the jewelry organizer stand. Broken lines shown in the figures represent portions of the jewelry organizer stand that form no part of the claimed design.

- (56) **References Cited**

U.S. PATENT DOCUMENTS

1,332,146 A 2/1920 Riordan et al.
2,284,967 A 6/1942 Ray et al.

1 Claim, 6 Drawing Sheets



(56)

References Cited

OTHER PUBLICATIONS

U.S. PATENT DOCUMENTS

5,248,047 A 9/1993 Randhawa
 5,573,150 A * 11/1996 Trujillo A47F 8/02
 223/120
 5,871,115 A 2/1999 Kohn
 5,887,731 A 3/1999 Thalenfeld
 6,036,311 A 3/2000 Friedman
 D574,165 S * 8/2008 Kornowski D6/681.3
 D582,186 S 12/2008 Smith
 D610,834 S 3/2010 Talmon
 7,832,569 B1 11/2010 Nemenz
 D646,504 S 10/2011 Linscott et al.
 D678,700 S * 3/2013 Carr D6/513
 D711,662 S * 8/2014 Cohen D6/513
 2004/0016670 A1 1/2004 Lewand et al.
 2006/0091092 A1 5/2006 Vosbikian
 2007/0193969 A1 8/2007 Albanese
 2009/0065373 A1 3/2009 Kornowski
 2015/0257551 A1 * 9/2015 Trainor-Smith A47F 7/02
 211/85.2
 2017/0231405 A1 * 8/2017 Viveiros A47F 8/00
 223/120

EPO Examination for STS Innovation & Design, LLC Application
 No. 14 832 862.8-1011 dated Jun. 6, 2018.
 PCT Search Report and Written Opinon of the International Search
 Authority for PCT/US2014/048345 for STS Innovation & Design,
 LLC dated Nov. 28, 2014.
 Search Report for EP 14832862.8, Jewelry Organizer Stand, dated
 Jun. 1, 2016.
 Examination Report for EP 14832862.8, Jewelry Organizer Stand,
 dated Nov. 8, 2017.
 lulusoso.com Inc., jewelry display stand, acrylic jewelry stand
 necklace earrings, [http://sell.lulusoso.com/selling-leads/244363/
 jewelry-display-stand-acryli](http://sell.lulusoso.com/selling-leads/244363/jewelry-display-stand-acryli), Jul. 23, 2013.
 nickynicole.com, Molly N Me Jewelry Holder—Beaded Wire Man-
 nequin—White, Jul. 10, 2013.

* cited by examiner

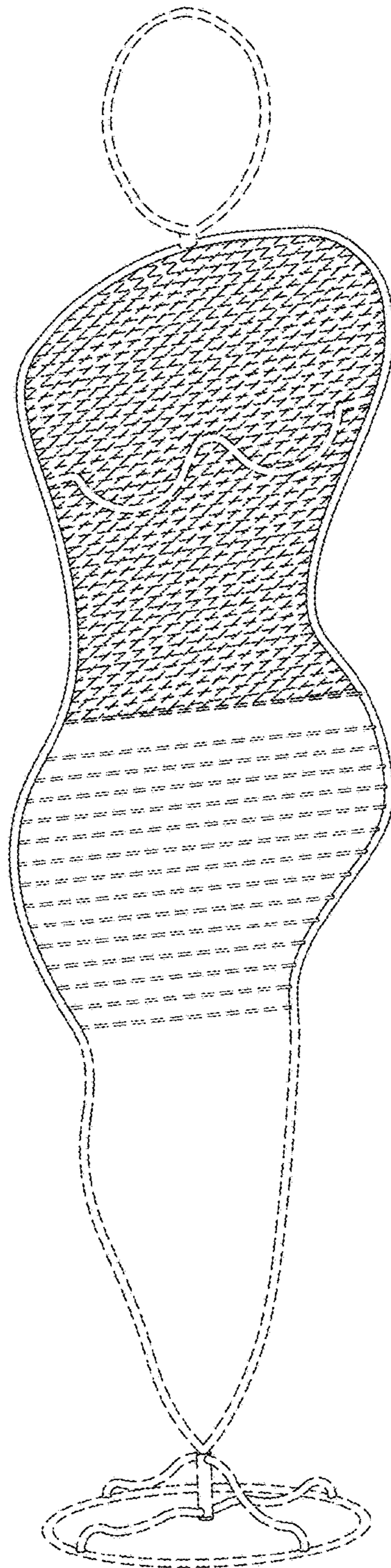


FIG. 1

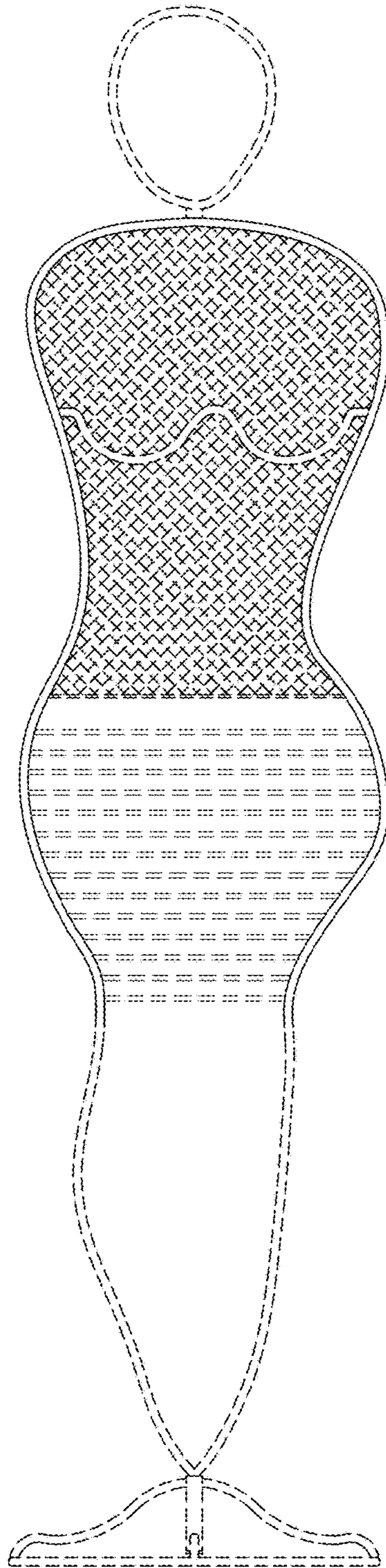


FIG. 2

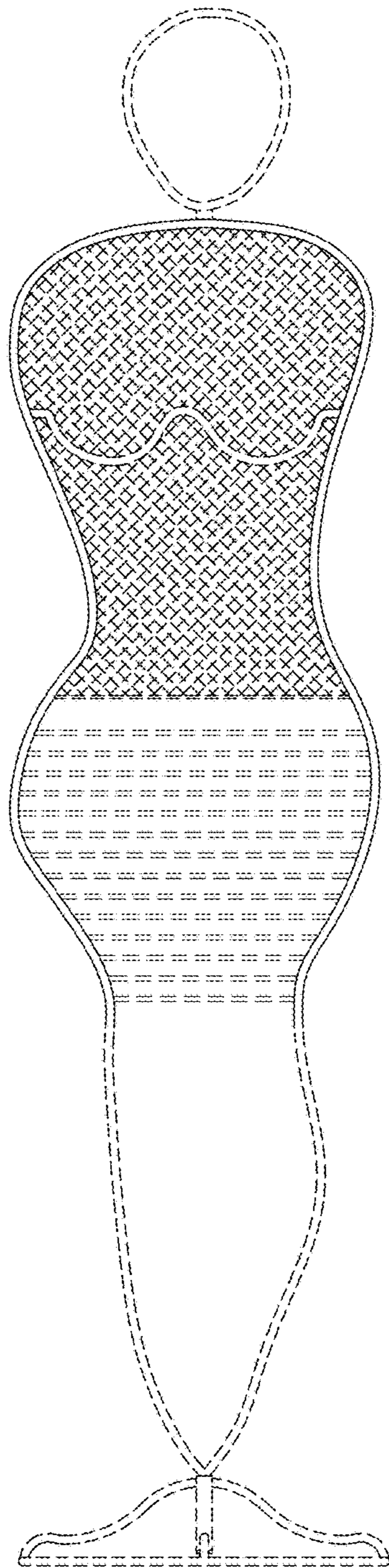


FIG. 3

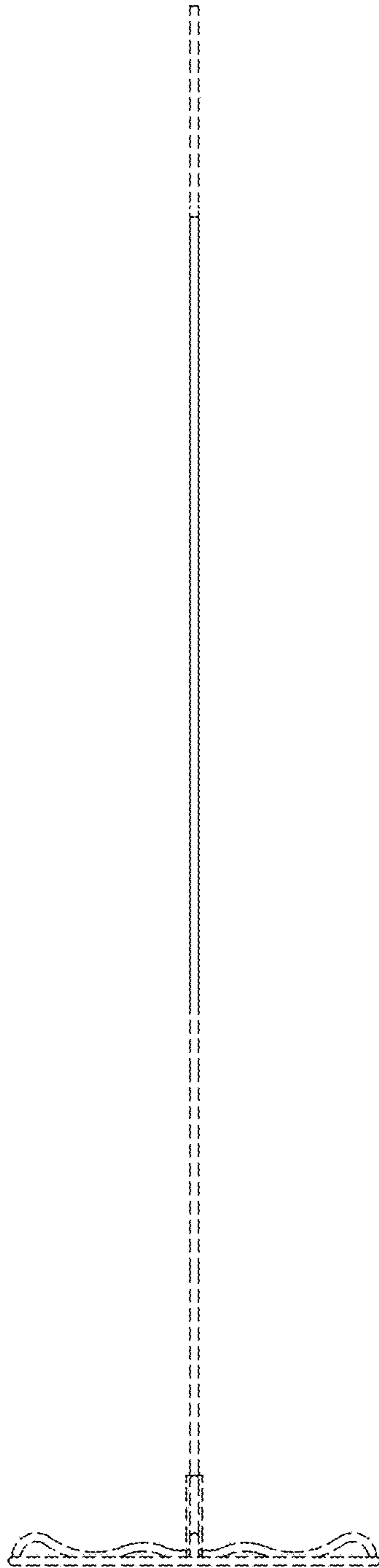


FIG. 4

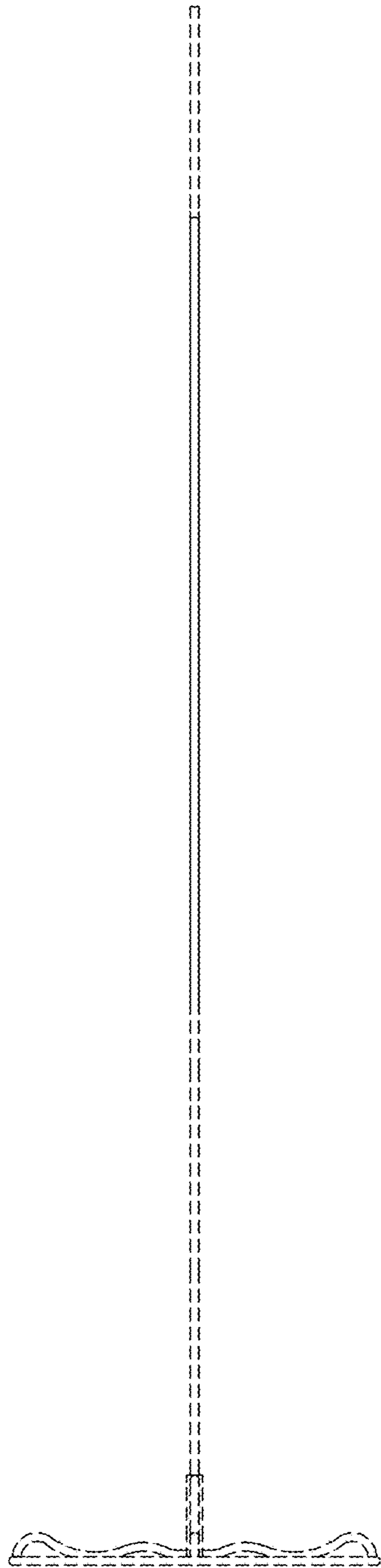


FIG. 5

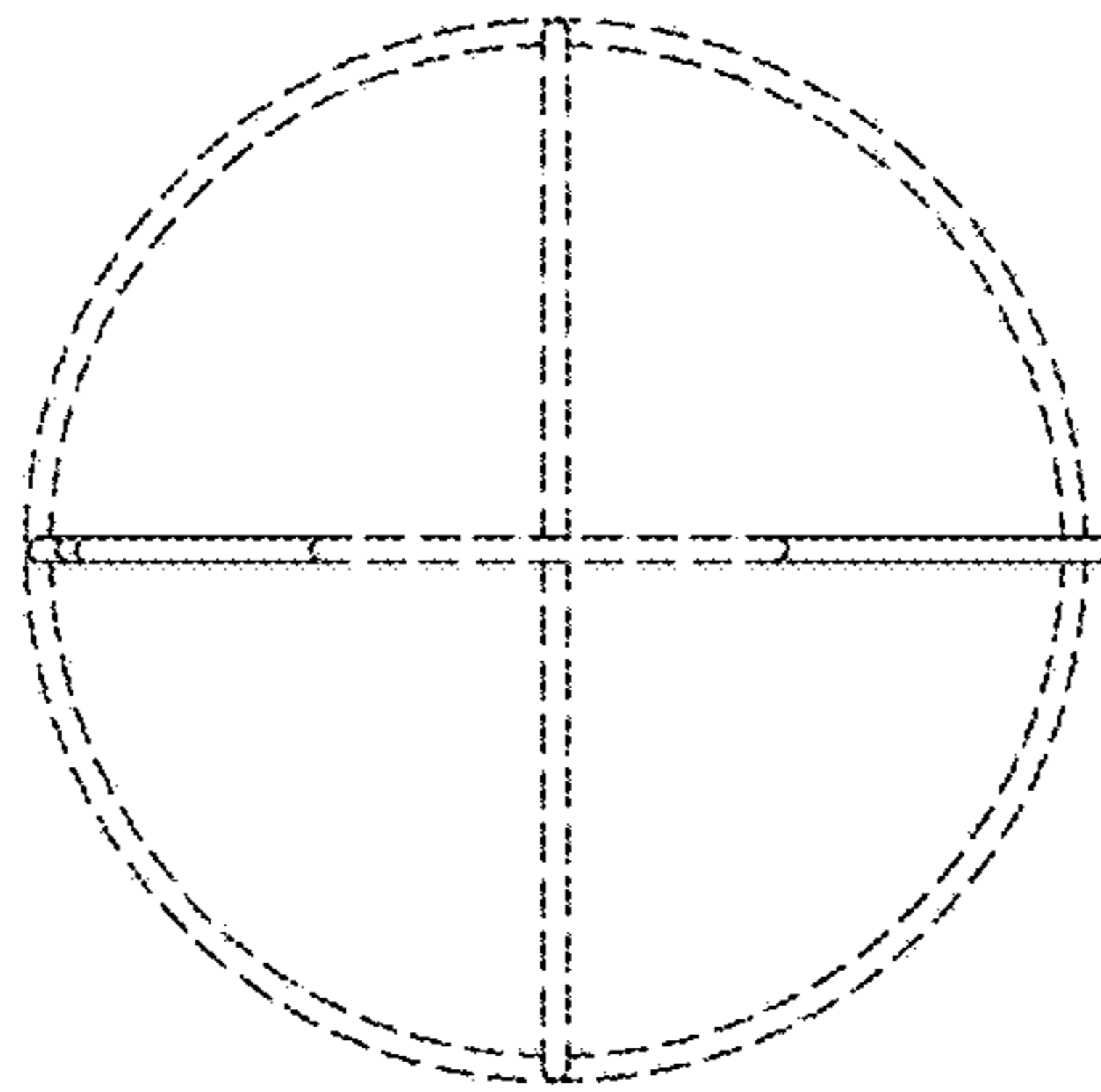


FIG. 6

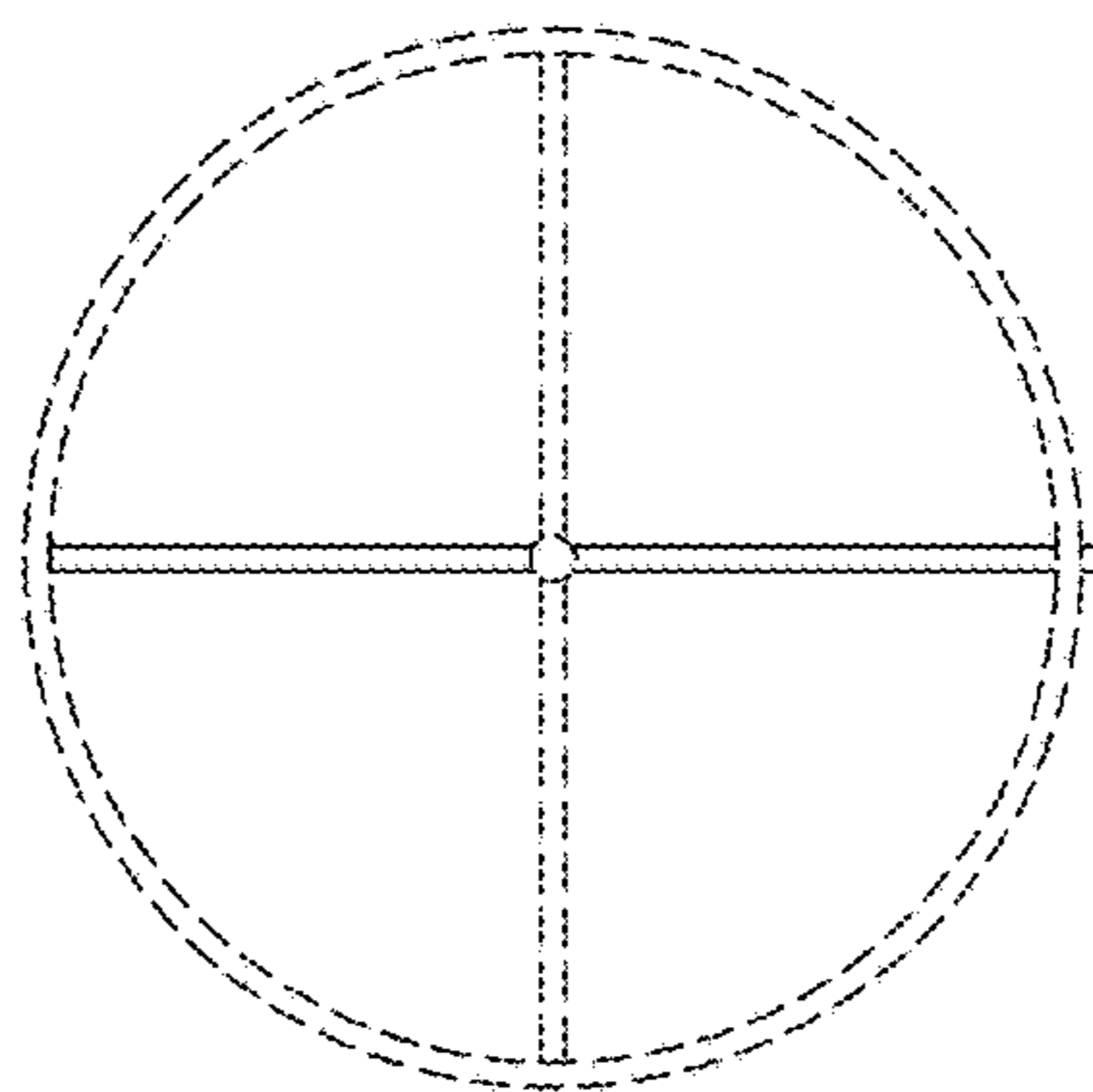


FIG. 7